

DR JS MOROKA LOCAL MUNICIPALITY

drjsmlm

VISION

STRIVING TO BECOME THE BEST ECONOMICALLY DEVELOPING TOWN MOSTLY ADMIRER FOR TAKING CARE OF ITS PEOPLE



FINAL IDP 2019/20

We develop as we grow

MISSION

"With commitment and resilience we will deliver services in an efficient accountable and sustainable manner"



TABLE OF CONTENTS

Dr JS MLM AT A GLANCE	04
ACRONYMS	08
DEFINITION OF TERMS	10
EXECUTIVE MAYOR FOREWORD	11
INTRODUCTION BY MUNICIPAL MANAGER	12
VISION & MISSION	14
LEGISLATIVE FRAMEWORK	16
SECTION 1: IDP PROCESS PLAN	
1.1 Introduction	22
1.2 Legislation.....	23
1.3 Background.....	23
1.4 Timeframes for IDP Process Plan	23
1.5 Issues of Roles and Responsibilities	26
SECTION 2: SITUATIONAL ANALYSIS	
2.1 Municipal Profile	98
2.1.1 Historical Background	98
2.2 Demographic Profile of the Municipality	99
2.3 Status Quo Assessment, Basic Service Delivery and Infrastructure	104
2.4 Environmental Analysis	121
2.5 Social Analysis	122
2.6 Institutional Analysis	154
2.7. Municipal Organogram.....	157
2.8 Spatial Background Analysis	265
SECTION 3 – STRATEGIC GOAL & INTER-GOVERNMENTAL ALIGNMENT	
3.1 Strategic Objectives & Key Performance Indicators	286
3.12 Strategic Priority Implementation Plan	287

SECTION 4: COMMUNITY OUTREACH	
4.1 Introduction	300
4.2 Community Outreach Program	300
SECTION 5: PROJECTS, PROGRAMMES & ACTIVITY.....	310
Dr JS MLM Projects.....	311
NDM Projects.....	317
Sector Departments Projects.....	321

DR JS MOROKA LOCAL MUNICIPALITY AT A GLANCE

Region/Area	Dr JS Moroka Local Municipality
Province	Mpumalanga
District	Nkangala
Land Surface	1416, 4240 km ²

Dr JS MLM WARDS

1 - 31	Ga-phaahla & Siyabuswa “D” (1)
	Toitskraal/Makopanong and portion of Kgapamadi (2)
	Part of Siyabuswa “A” & Siyabuswa “E” (3)
	Part of Siyabuswa “A” and part of makopanong (4)
	Siyabuswa “B” (5)
	Siyabuswa “C”, Morhononong & Mabuyeni (6)
	Thabana & Ramokgeletsane (7)
	Mthambothini (8)
	Part of Ga-Morwe (9)
	Part of Ga-Morwe & Part of Metsimadiba (10)
	Part of Metsimadiba, Mabusabesala & Mmakola (11)
	Matshiding, Marothobolong & Manyebethwane (12)
	Pieterskraal, Skimming & Borolo (13)
	Maphotla (14)
	Digwale, Molapoamogale & Rondehoog (15)
	Part of Libangeni (16)
	Mbongo & part of Libangeni(17)
	Maphanga (18)
	Madubaduba/Makometsane/Ukukhanya (19)
	Senotlelo (20)
	Kabete, Ramonanabela & part of Lefisoane (21)
	Lefiso, Lefisoane, Ditlhagane & Ditlhokwe (22)

	<p>Part of Marapyane (23)</p> <p>Mmaduma, portion of Marapyane & portion of Seabe (24)</p> <p>Portion of Seabe & part of Nokaneng (25)</p> <p>Loding, Sehoko, part of Nokaneng & Dihekeng(26)</p> <p>Katjibane, part of Seabe (27)</p> <p>Part of Nokaneng, part of Mmametlhake, Mahareng & Dierfeng (28)</p> <p>Mmametlhake, portion of Phake Ratlhagana (29)</p> <p>Phake & Mantlole, Rebone & Rankaila (30)</p> <p>Masobye (31)</p>
--	--

Dr. JS MLM DEMOGRAPHICS		
Indicator Population	Values	
	Male	96 691
	Female	149 325
	0 – 14 Children	78 067
	15 – 34 Youth	79 220
	35 – 64 Adults	62 662
	65 – 85 + Elders	26 182
	TOTAL	246 016

JS MLM HOUSEHOLDS		
Households	Total Number of Dr. JS MLM	64 027

LAND SPECIFICS	
Land Surface	1416, 4240 km ²
Density	180/km ² (460/sq. mi)

ECONOMIC ANALYSIS	
Key Economic Sectors	Community Services, Transport, Finance, Construction, Private HH & Manufacturing

LABOUR FORCE				
	Labour Force	Age	% of Total Labour Force	Amount
Indicators	Youth	18 - 35	67% of the total labour force	101 596
	Adults	36 - 64	33% of labour force	50 065
	Total Labour Force	(18 – 64)	100% of labour force	151 661
EMPLOYMENT LEVELS				
Employment Level			Unemployment level	

Youth (18 – 35)	55,980 (22.7% of total labour force)	45 616 (18.5% of total youth labour force)
Adults (36 – 64)	27,586 (9% of total labour force)	22 479 (9.1% of total labour force)

SERVICE DELIVERY	
DWELLING UNITS	
Dr. JS MLM Total Number of Households	64 027
Formal dwelling units	57 402
Informal dwelling units	6 625

ACCESS TO ELECTRICITY	
Dr JS MLM Total Number of HH	64 027
Access to electricity	64 027/100% (total number of HH)
No access to electricity	0/0% (total number of HH)

WATER AND SANITATION	
WATER	
Dr. JS MLM Total Number of HH	64 027
Access to drinking water	62 508/97,6% (total number of HH)
No access to drinking water	1 519/2,4% (total number of HH)
SANITATION	
Dr. JS MLM Total Number of HH	64 027
Access to sanitation	64 027
Access to VIP & CWB	49 072/76,6% (total number of HH)
Flush Toilets Connected to the system	10 231/15,9% (total number of HH)
No access to toilet	4 724/7,5% (total number of HH)
WASTE REMOVAL	
Dr. JS MLM Total Number of HH	64 027
Access to waste removal	14 793/23% (total number of HH)
No access to waste removal	49 234/77% (total number of HH)

I. ACRONYMS	
<i>IDP:</i>	<i>Integrated Development Plan</i>
<i>VIP:</i>	<i>Ventilated Improved Pit</i>
<i>NHBRC:</i>	<i>National Home Builders Regulations Authority</i>
<i>SDF:</i>	<i>Spatial Development Plan</i>
<i>RDP:</i>	<i>Reconstruction and Development Plan</i>
<i>PHP:</i>	<i>People's Housing Process</i>
<i>EIA:</i>	<i>Environmental Impact Assessment</i>
<i>ICT:</i>	<i>Information Communication Technology</i>
<i>LM:</i>	<i>Local Municipality</i>
<i>MIG:</i>	<i>Municipal Infrastructure Grant</i>
<i>ECD:</i>	<i>Early Childhood Development</i>
<i>SMME:</i>	<i>Small Medium Micro Enterprise</i>
<i>HIV:</i>	<i>Human Immunodeficiency Virus</i>
<i>AIDS:</i>	<i>Acquired Immune Deficiency Syndrome</i>
<i>MFMA:</i>	<i>Municipal Finance Management Act</i>
<i>WSA:</i>	<i>Water Service Delivery</i>
<i>M&P:</i>	<i>Monitoring and Plan</i>
<i>FBW:</i>	<i>Free Basic Water</i>
<i>FBS:</i>	<i>Free Basic Services</i>
<i>FBE:</i>	<i>Free Basic Electricity</i>
<i>PRV:</i>	<i>Pressure Reducing Valves</i>
<i>OVC:</i>	<i>Orphans and Vulnerable Children</i>
<i>FLSIP:</i>	<i>Finance Linked Subsidy Programme</i>
<i>CBRS:</i>	<i>Contractor Based Rural Subsidy</i>
<i>CBIS:</i>	<i>Contractor Based Individual Subsidy</i>
<i>ENATIS:</i>	<i>National Traffic Information Systems</i>
<i>DLTC:</i>	<i>Drivers License Testing Centre</i>
<i>RA:</i>	<i>Registering Authority</i>
<i>VTs:</i>	<i>Vehicle Testing Centre</i>
<i>UPS:</i>	<i>Uninterrupted Power Supply</i>
<i>DCP:</i>	<i>Disciplinary Code Procedure</i>
<i>OHS:</i>	<i>Occupational Health and Safety</i>
<i>NSDP:</i>	<i>National Spatial Development Perspective</i>
<i>RIDS:</i>	<i>Regional Industrial Development Strategy</i>
<i>NEGP:</i>	<i>National Economic Growth Path</i>
<i>NYDA:</i>	<i>National Youth Development Agency</i>
<i>SANRAL:</i>	<i>South African National Road Agency Limited</i>
<i>TVET:</i>	<i>Technical Vocational Education and Training</i>
<i>GET:</i>	<i>General Education and Training</i>
<i>MMC:</i>	<i>Medical Male Circumcision</i>
<i>MMC:</i>	<i>Member of Mayoral Committee</i>
<i>LAC:</i>	<i>Local Aids Council</i>
<i>SANCA:</i>	<i>South Africa National Cancer Association</i>
<i>SALGA:</i>	<i>South African Local Government Association</i>

<i>SALGBC:</i>	<i>South African Local Government Bargaining Council</i>
<i>SDBIP:</i>	<i>Service Delivery and Budget Implementation Plan</i>
<i>CAE:</i>	<i>Chief Audit Executive</i>
<i>COE:</i>	<i>Code of Ethics</i>
<i>WSA:</i>	<i>Water Service Authority</i>
<i>NRW:</i>	<i>Non-Revenue Water</i>
<i>GIMS:</i>	<i>Geographical Information Management Systems</i>
<i>PGDS:</i>	<i>Provincial Growth and Development Strategy</i>
<i>CRO:</i>	<i>Chief Risk Officer</i>
<i>CRDP:</i>	<i>Comprehensive Rural Development Programme</i>
<i>CWB:</i>	<i>Convertible Waterborne Toilet</i>
<i>LGNC:</i>	<i>Local Government Names Committee</i>
<i>VOIP:</i>	<i>Voiceover Internet Protocol</i>
<i>SETA:</i>	<i>Skills Education and Training Authority</i>

Definition of terms

1	Key Performance Area (KPA)	<i>It is the performance area in which the municipality must perform to achieve its mission and vision.</i>
2	Strategic Objective	<i>It translates the Key Performance Area (KPA) into an outcome statement.</i>
3	Key Focus Area (KFA)	<i>It is those areas in which the municipality must perform to ensure that the Key Performance Areas are achieved.</i>
4	Predetermined Objective (PDO)	<i>It translates the Key Focus Area (KFA) into a Predetermined outcome in the form of an outcome statement.</i>
5	Key Performance Indicator (KPI)	<i>It defines how performance will be measured along a scale or dimension (e.g. number of houses, km of road, percentage increase, etc.) to achieve the KPAs, KFAs and PDOs.</i>
6	Inputs	<i>The resources that contribute to the production delivery of outputs</i>
7	Outputs	<i>The final products, or goods and services produced for Delivery</i>
8	Activities	<i>The processes or actions that use a range of inputs to produce the desired outputs and ultimately outcomes</i>
9	Outcomes	<i>medium-term results for specific beneficiaries that are the consequence of achieving specific output</i>
10	Impact	<i>The developmental results of achieving specific outcome</i>
11	Project	<i>It is an initiative that is executed over a specific period of time with a defined beginning and end with the intension of achieving the Key Focus Areas (KFAs). (It can be capital intensive or any other project)</i>
12	Programme	<i>A sequence of scheduled activities and / or Projects executed with the intension of achieving the Key Focus Areas (KFAs).</i>
13	Activity	<i>It is an action or task that is performed with the intension of achieving the Key Focus Areas (KFAs).</i>
14	Baseline	<i>It is the actual results of a project, programme or activity achieved during the previous financial year(s).</i>
15	Target	<i>It completes the performance indicator with actual numbers, percentages, rand values, etc. To be achieved over a specific period of time.</i>
16	Driver	<i>It is the person who takes ownership to execute project, programme or activity</i>
17	Portfolio of Evidence (PoE)	<i>It is file with a clear “paper trail” that serves as proof of the execution of a specific project, programme or activity. (It can include documents, pictures or any other form of evidence.)</i>
18	National Key Performance Area (NKPA)	<i>This is a key area of focus determined at national level and is mandatory to all municipalities in South Africa.</i>
19	National Key Performance Indicator (NKPI)	<i>This is a key indicator determined at national level and is mandatory for all municipalities in South Africa to regularly report on.</i>
20	National Outcomes	<i>This refers to the 12 Outcomes determined by National Government of which Outcome 9 is focusing specifically on Local Government</i>

Executive Mayor Foreword

The Integrated Development Plan of the Dr JS Moroka Local Municipality covers the five-year period of 2017-2022 as adopted by the Council in 2017, of which the second IDP for 2018/2019 is being reviewed in order to prepare for the 2019/2020 IDP based on the fundamental needs raised after extensive stakeholder engagements was done with communities, civil society, labour, business, government, state-owned enterprises and political parties. This process has to be done in view of the social and economic challenges facing the municipality with the need for an accelerated service delivery program in mind to achieve the goals of the National Development Plan. This should be done not losing sight of the long vision of the municipality of **“striving to become the best economically developing town mostly admired for taking care of its people”**.

Chapter 4 of the Municipal Systems Act 32 of 2000 makes community participation in the affairs, programs and activities of the municipality a legal obligation.

This IDP as required by Chapter 4 of the Municipal Systems Act 32 of 2000 that community participate in the affairs of identification of programs and activities of the municipality as is a legal obligation, therefore the culmination of a lengthy process of consultation with the key stakeholders across the municipality. Consequently, this IDP carries the aspirations of the masses of our people which the 2019/20 budget seeks to finance. Therefore, this IDP must be seen as a beacon of hope that will continue to guide us over the next financial year in our collective endeavors of building a better life for all our communities. This IDP review also comes at the conclusion of twenty (25) years of democracy and will show that we are continuing to make a significant cavity on the triple challenges of poverty, unemployment and inequality in Dr. JS Moroka Local Municipality on a sustainable basis.

The Municipality continues to make substantial infrastructure investments to build an environment conducive for business to get-about their daily operations and improve life's of ordinary citizen of Dr. JS Moroka Local Municipality. This is with specific emphasis on Youth cooperatives that will be engaged on opportunities on improvements in road infrastructure. This report will show that our investor-friendly approach in terms of infrastructure development and connection with business will yields over time the results we aspired.

The IDP is a vehicle with which we will ensure that our people get basic services, access job opportunities by creating a conducive environment for economic growth and improve their quality of life. Together let us create a better future for our communities

Introduction by Municipal Manager

South Africa local government has solid constitutional and legal basis for its functioning. It is adequately provided for in the plethora of Legislative Acts of Parliament. It is through this Acts of Parliament that municipalities have established mechanisms, rules and systems to guide their processes and communication strategies to identify citizen demands.

An integrated development plan (IDP) is a five year Plan which the local municipality is required to compile to determine the developmental needs of the municipality. It gives an overall framework for development which aims to coordinate the work of local, provincial and other spheres of government in a coherent plan to improve the quality of life for people in that particular area.

It is a Constitutional mandate enshrined in Chapter 7 of the Constitution of the Republic of South Africa Act 108, of 1996. Apart from being a Constitutional mandate and legal document, there are other advantages towards developing an IDP.

These Includes but not limited to the following:

- I. Prioritisation and allocation of scarce resources.
- II. Achieving sustainable development and growth.
- III. Democratising local government by ensuring full public participation in its planning, implementation, monitoring and evaluation
- IV. Promoting social and economic development.

The nature of public government continuously presents challenges because of its ever-changing environment brought in by socio political and economic changes in the global scale. Similarly, the needs of people change continuously which then gives us the basis to review the IDP annually in terms of prescribed legislation. This will assist in giving us an indication of whether we are still on the relevant path towards addressing real needs of the local community. The annual review of the IDP will give us a platform to reflect on our past successes, failures and assist in formulating best mechanisms in achieving our vision and mission.

Dr JS Moroka LM as a rural municipality is faced with an array of socio-economic issues which sometimes may hamper progress towards fulfilment of our constitutional mandate. We are faced with economic problems like poor economic growth, high unemployment rate, and scarce resources and high levels of illiteracy. We are highly dependent on Municipal Infrastructure Grant (MIG) to keep the municipality afloat, however this does not mean that we will never be able to reach our goals and achieve our vision and mission. This is a continuous process of improving on ways to enhance revenue collection and explore the economic activities at our disposal to improve the quality of life of our residents by improving on basic service delivery.

Through sound and proficient administration we will deliver on commitment made by council to community of Dr JS Moroka Local Municipality during the IDP review that give priority to basic services, such as water, sanitation, roads and electricity. This IDP review will also be used as a guideline towards informing budgetary processes which will give direction towards projects implementation.

Municipal Vision & Mission Statement

VISION

"Striving to become the best economically developing town mostly admired for taking care of its people".

VALUES

- Fostering a climate which encourages customer focus and service oriented workforce
- Upholding good work ethics
- Inculcating a sense of accountability in all dealings with the community in-line with Batho Pele Principles
- Cultivating a high performance culture with an aim to retain a motivated team of employees
- Maintain integrity in all relationships with customers and the community
- Thriving on excellence
- Offering high quality standards when providing sustainable services

MISSION

"With commitment, and resilience, we will deliver services in an effective, efficient, accountable and sustainable manner"

"Working together with communities and strategic partners, we will create a conducive environment for economic growth"



dr.jsmlm

Dr JS Moroka Local Municipality



1.1 LEGISLATIVE FRAMEWORK

Powers and Functions

Object of Local Government

Section 152 of the Constitution of the Republic Mandates local government to perform the following functions –

- a) To provide democratic and accountable government for local communities
- b) To ensure the provision of services to communities in a sustainable manner
- c) To promote social and economic development
- d) To promote safe and healthy environment, and
- e) To encourage the involvement of communities and community organizations in the matters of local government

The table below provides a list of allocated powers and functions of the municipality in accordance with Schedule 4 B and 5 B of the Constitution and Sections 83, 84, 85 and 86 of the Municipal Structures Act. The table below gives an indication of how the municipality has fared in the performance of the allocated functions

Function	Authorization	Performance Analysis
1 Air Pollution	Yes	Not performed
2 Building Regulation	Yes	Performed
3 Child Care Facilities	Yes	Not performed
4 Electricity	Not	DME, NASA & Eskom
5 Fire Fighting	Not	Performed by the district
6 Local Tourism	Yes	Not adequately performed
7 Municipal Airport	Yes	Not performed
8 Municipal Planning	Yes	Performed
9 Municipal Health Services	Not	District and dept. of Health
10 Municipal Public Transport	Yes	Performed
11 Pontoons and Ferries	Yes	
12 Storm Water	Yes	Performed
13 Trading Regulations	Yes	Performed
14 Water (potable)	Yes	Performed
15 Sanitation	Yes	Performed
16 Beaches and Amusement Facilities	Yes	Performed
17 Billboards and the Display of Advertisement in Public Places	Yes	Performed
18 Cemeteries, Funeral Parlors and Crematoria	Yes	Not adequately performed
19 Cleansing	Yes	Performed
20 Control of Public Nuisance	Yes	Not adequately performed
21 Control of Undertaking that Sell Liquor to the public	Yes	Not adequately performed
22 Facilities for the accommodation, care and burial of animals	Yes	Not adequately performed
23 Fencing and Fences	Yes	Performed
24 Licensing of dogs	Yes	Not adequately performed

25	<i>Licensing of undertakings that sell food to the Public</i>	<i>Yes</i>	<i>Not adequately performed</i>
26	<i>Local Amenities</i>	<i>Yes</i>	<i>Performed</i>
27	<i>Local Sports Facilities</i>	<i>Yes</i>	<i>Performed</i>
28	<i>Markets</i>	<i>Yes</i>	<i>Not adequately performed</i>
29	<i>Municipal Abattoirs</i>	<i>Yes</i>	<i>Not adequately performed</i>
30	<i>Municipal Parks and Recreation</i>	<i>Yes</i>	<i>Not adequately performed</i>
31	<i>Municipal Roads</i>	<i>Yes</i>	<i>Performed</i>
32	<i>Noise Pollution</i>	<i>Yes</i>	<i>Not adequately performed</i>
33	<i>Pounds</i>	<i>Yes</i>	
34	<i>Public Places</i>	<i>Yes</i>	<i>Not adequately performed</i>
35	<i>Refuse Removal, refuse Dumps and solid waste disposal</i>	<i>Yes</i>	<i>Not adequately performed</i>
36	<i>Street Trading</i>	<i>Yes</i>	<i>Not adequately performed</i>
37	<i>Street Lighting</i>	<i>Yes</i>	<i>Performed</i>
38	<i>Traffic and Parking</i>	<i>Yes</i>	<i>Performed</i>

Legislation / Policy	Key Directive	
The Constitution of the Republic of South Africa (1996)	<p>Section 152 requires local government to –</p> <ul style="list-style-type: none"> • Provide democratic and accountable government for local communities • Ensure the provision of services to communities in a sustainable manner • To promote social and economic development • Promote safe and healthy environment • Encourage the involvement of communities and community organizations on matters of local government 	<p>Further section 153 requires that municipalities must –</p> <ul style="list-style-type: none"> • Structure and manage its administration, and budgeting, and planning processes to give priority to basic needs of the community and to promote social and economic development of the community, and • Participate in national and provincial development programmes
Municipal Systems Act (2000)	<ul style="list-style-type: none"> • Section 25(1) stipulates that municipal council's must within a prescribed period after the start of its elected term, adopt a single, inclusive and strategic plan for the development of the municipality. • Section 30 of the Municipal Systems Act empowers the Executive Committee and 	<ul style="list-style-type: none"> • The council's development strategies which must be aligned with any national or provincial sectoral plans and planning requirements binding on the municipality in terms of legislation

	<p>or a Committee of councillors appointed by Council to –</p> <ul style="list-style-type: none"> • Manage the drafting of the municipality’s integrated Development Plan • Assign responsibilities in this regard to the municipal Manager, and • Submit the draft plan to municipal council for adoption by council • Section 26 articulates what should constitute the core components of the municipal IDP which are as follows – • The municipal council’s vision for the long term development of the municipality with special emphasis on the municipality’s most critical development and internal transformation needs • An assessment of the existing level of development in the municipality, which must include an identification of communities which do not have access to basic municipal services • The council’s development priorities and objectives for its elected term, including its local economic development aims and its internal transformation needs 	<ul style="list-style-type: none"> • A spatial development framework which must include the provision of basic guidelines for a land use management system for the municipality • The council’s operational strategies o Applicable disaster management plans • A financial plan, which must include a budget projection for at least the next three years, and • The key performance indicators and performance targets. • Section 29 requires that the process followed to draft the IDP must be in accordance with a predetermined programme specifying time frames for the different steps and through appropriate steps allow community consultation and participation including organs of state. • Section 34 requires that municipalities reviews their Integrated Development Plans • Annually in accordance with the assessment of its performance measurements, and
--	---	--

		<ul style="list-style-type: none"> To the extent that changing circumstances so demand.
--	--	--

A number of other legislations and policies impact on the IDP development process. This include the following –

- The White Paper on Local Government, 1998
- The Municipal Structures Act, 1998
- The Municipal Property Rates Act, 2004
- The Demarcation Act, 1998
- The Housing Act, 1997
- The National Water Act, 1998
- The Traditional Leadership and Governance Framework Act, 2003
- The Municipal Performance Planning and Regulations of 2006

1.2 Strategic planning framework & approach

The strategic planning followed by Dr. JS Moroka Local Municipality happen within the broader national planning frameworks and the local integrated development planning processes as articulated under the legislative context above. Below is a schematic framework that informed Dr. JS Moroka Local Municipality formulation of its Strategic Plan and ultimately the entire Integrated Development Plan document.

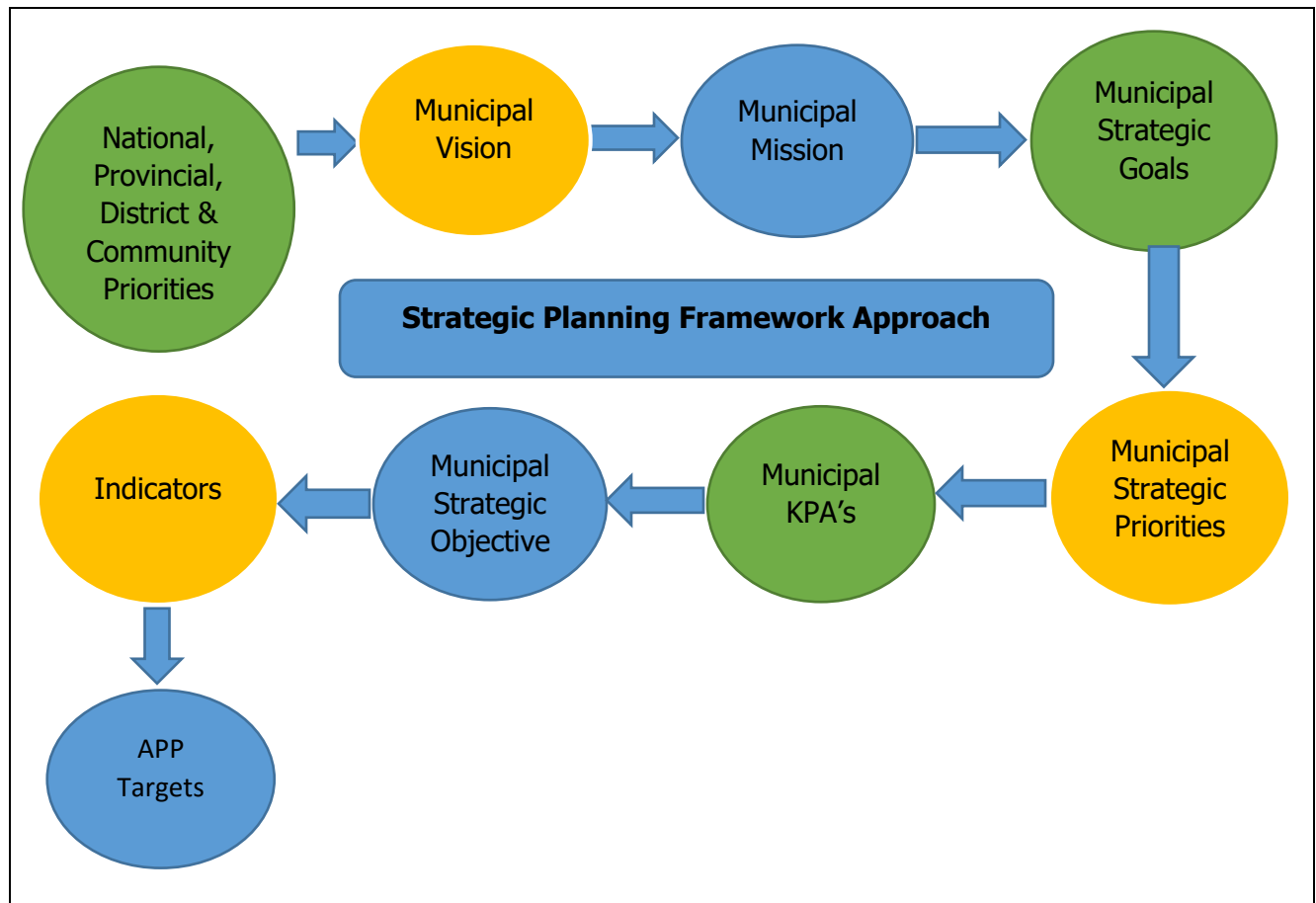


Figure 1 Strategic Planning Framework

The Integrated Development Plan is a municipal plan that last for the term of office of the council. Therefore, Dr JS Moroka Local Municipality process of developing the strategic plan that is a bedrock of the Integrated Development Plan always involves intense consultation. It began with prior interactions between Executive Mayor, Mayoral Committee, the Municipal Manager and other senior managers. This culminates into a strategic planning session of 2018/18 IDP with the mayoral committee and senior management facilitated by an independent party with expert knowledge in strategic planning environment.

The strategic planning session follows more or less the strategic planning process below. The diagram below provides a sense of how the process unfolded beginning with the vision, mission and the moved on to the priorities and, finally the strategies.



Figure 2 Strategic Planning Processes

IDP Context

The context of the 2019/20 IDP is a process that consists of sub-activities that culminate in to the adoption of the IDP by the Council of Dr. JS Moroka Local Municipality which includes the following;

IDP Process Plan

In terms of the Council approved IDP and Budget process plan, Council should approve the final IDP before the start of the new financial year, that is, no later than 30 June 2019. In order for DR JS Moroka Local Municipality to prepare a credible IDP document, several stakeholders had to be engaged to provide inputs and guide the final IDP plan. The IDP process involves the following consultation process:

MEC comments on the 2018/19 IDP

In terms of Local Government: Municipal Systems Act, no. 32 of 2000, a municipality should submit a copy of the Council approved IDP to the MEC for Local Government. The MEC comments will be taken into consideration on the preparations of the review of IDP 2019/20. All the MEC comments on the 2018/19 IDP were noted and will be considered in compiling the new IDP.

Content of the IDP

The IDP document consists of the following content:

Methodology Analysis Phase

IDP Process Plan

Outlines the methodology of preparing the IDP. It further provides for the timelines and framework, role players and the adoption process

Analysis Phase

This section analyses the demographic, institutional, and socio-economic issues of the municipality. The section also discusses service delivery backlogs.

Strategic Phase

It expresses Dr. JS MLM vision and mission as well as the strategic development in order to address the service delivery backlogs and community priorities.

Projects Phase

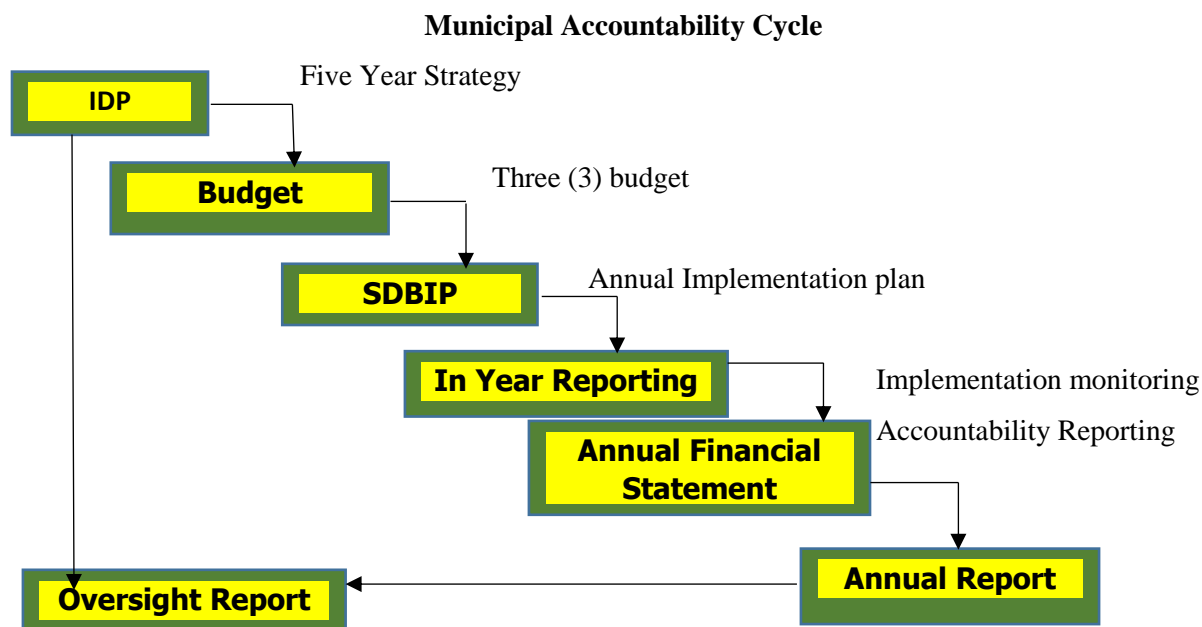
It stresses the role of community outreach, which includes public consultation. During this process the local community provides Dr. JS MLM with the inputs and priorities that inform IDPs. 2019/20 Revised IDP, of the 5 years 2017-2022 Integrated Development Plan

Integration Phase

It explains the IDP prioritization model and projects to be undertaken for the next three financial year and in the Medium Expenditure Framework.

Adoption Phase

It provides all annexures which are essential part of the inclusive nature of the IDP.



1. SECTION 1: IDP Process Plan

1.1 INTRODUCTION

The 2019/20 IDP and Budget Process heralds the third review of the municipality's adopted 2017-2022 five year IDPs. The Integrated Development Plan (IDP) is a single and inclusive strategic planning instrument that is intended to promote Local Economic Development, Spatial Development, Infrastructure Development, Institutional Transformation and Budget Alignment of a municipality.

1.2 LEGISLATION

The Municipal Systems Act (Act 32 of 2000) hereinafter referred to as the Act, prescribes that municipalities must adopt and follow a process to draft, consider and adopt an Integrated Development Plan. Parallel to the Act, the Local Government: Municipal Finance Management Act (Act 56 of 2003) states in section 21;

- (a) that a “the mayor of a municipality must co-ordinate the processes for preparing the annual budget and for reviewing the municipality's integrated development plan and budget -related policies to ensure that the tabled budget and any revisions of the integrated development plan and budget-related policies are mutually consistent and credible;
- (b) At least 10 months before the start of the budget year, table in the municipal Council a time schedule outlining key deadlines for

1.3 BACKGROUND

This plan therefore seeks to provide the timeframes, mechanisms and procedures that must be followed by Dr. JS Moroka Local Municipality in the IDP review for the 2019/20 as well as the approval of annual budget for the financial year in question.

Elements of the IDP Process Plan

The IDP process plan entails the following elements;

- ❖ Time frame
- ❖ Mechanisms and procedures for alignment;
- ❖ Mechanisms for Public Participation.
- ❖ Binding plans and Planning requirements at Provincial and National level
- ❖ Procedures and principles for monitoring the planning process and amendments

1.4 TIMEFRAMES FOR IDP PROCESS PLAN

Dates: July 2018- May 2019: IDP Technical Committee	Time	Venue	Co-ordination Department
13 July 2018	10h00	Municipal Board room	IDP
16 October 2018	10h00	Municipal Board room	IDP
19 February 2019	10h00	Municipal Board room	IDP
04 April 2019	10h00	Municipal Board room	IDP
July 2018 to May 2019 IDP Management Committee's schedule of meetings	Time	Venue	Co-ordination Department
19 July 2018	10h00	Municipal Board room	IDP








FINAL IDP REVIEW 2019/2020 FY

19 October 2018	10h00	Municipal Board room	IDP
26 February 2019	10h00	Municipal Board room	IDP
12 April 2019	10h00	Municipal Board room	IDP
July 2018 to May 2019 :IDP Representative Forum schedule of meetings	Time	Venue	Co-ordination Department
July 2018 Zero phase	10h00	Council chamber	IDP
15 Aug 2018	10h00	Council Chamber	IDP
26 October 2018	10h00	Council Chamber	IDP
16 April 2019	10h00	Council Chamber	IDP
Draft and Final IDP reviewed 2019/ 2020 Approval	Time	Venue	Coordinating Department
March 2019 Draft IDP	15h00	Council Chamber	IDP, Admin
Final IDP & Budget May 2019	15h00	Council Chamber	IDP, Admin
THE EXECUTIVE MAYOR IDP OPEN DAY			
23 May 2019	14h00	Community hall Mbibane	IDP/ PP
24 May 2019	14h00	Community hall Mathanjana	IDP/PP
28 May 2019	14h00	Community hall Mdutjana	IDP/PP

The Process

Consistent with the requirements of section 28 of the Municipal Systems Act, the Municipal Council adopted a Process Plan setting out the process towards the planning, drafting, adoption and review of the Municipality's Integrated Development Plan and the accompanying Budget for the year 2019/2020.

Review Timelines

Phases	Quarters											
	1 st Quarter (2018)			2 nd Quarter			3 rd Quarter			4 th Quarter		
	July	Aug	Sept	Oct	Nov	Dec	Jan	Feb	March	April	May	June
Preparation												
Analysis												
Strategic												
Project												
Integration												
Approval												
Annual Implementat ion												

Milestones planned for 2019/2020

Key Activity	Progress Achieved
<i>Approval of IDP Process Plan</i>	<i>Approved and implemented</i>
<i>Community needs analysis meetings</i>	<i>Six (6) community participation meetings conducted</i>
<i>Needs analysis report</i>	<i>Projects identified</i>
<i>Final IDP/Budget</i>	<i>To be tabled by March 2019</i>

Institutional Arrangements



1.5 ISSUES OF ROLES AND RESPONSIBILITIES

Section 30 of the Act charges the Executive Mayor with the responsibility to manage the drafting of the municipality's integrated development plan in a manner that is in concert with section 29 of the Act. Furthermore, the Executive Mayor is empowered to assign responsibilities to the Municipal Manager relating to the drafting and tabling of the IDP before the municipal council for approval. The Municipal Manager in turn is supported by the IDP unit in managing the preparation of the IDP.

In the spirit of promoting the objects of section 29 of Act, the municipality has created an enabling environment for different stakeholders to be involved in developing a people driven IDP. Forums necessitating the achievement of the aforementioned principles are listed below.

IDP Technical Committee

This forum is constituted by the municipal manager and all managers from various unit within the municipality. This forum provides these representatives with an opportunity to discuss issues of mutual interest and IDP process plan for alignment.

IDP Management Committee

This is constituted by the Executive Mayor, members of the Mayoral Committee, the Municipal Manager and all managers reporting to the accounting officer. This forum chaired by the mayor discuss the report from IDP technical committee and make recommendations for IDP Rep forum.

IDP Rep Forum

Thus is constituted by the executive Mayor, members of the mayoral committee, councilors, managers led by the accounting officer, sector departments, Traditional council, CDW's, private sector and NGO's. This discusses the report from IDP management committee and make inputs, comments and recommendation to council for public consultation.

Public Consultation- Mayoral Road Shows

The Mayoral road shows are an outreach consultative programme meant for communities across the municipality who are not organised in any formal structure. This programme which is organised in clustered ward fashion, provides the municipality and communities to engage on the municipality' IDP needs inputs, performance, identification of priority needs for the year ahead and any other matters relating to service delivery issues.

The Mayoral Committee/Budget Committee

The plays an oversight role in preparation and drafting of the IDP and it further approves the IDP process plan, community needs register and public participation plans.

The Municipal Council

According to section 25 of the Municipal Systems Act, the municipal council is the body that has the competence to adopt the draft and the final IDP.

Procedures for Alignment

Section 31(c) of the Act, requires the municipality to align its IDP with the IDP's of municipalities within the area of jurisdiction of the district municipality where such a municipality is located. Furthermore, this

section provides that the integrated development plan of a municipality must be aligned to national and provincial plans of organs of the state.

Adoption by Council

The process plan outlined above has been tabled by the Executive Mayor for approval the municipal council by end of August 2016, amended by Council on Thursday, 09 March 2017 in compliance with legislative requirements.

District Integrated Development Framework

Section 27 of the Municipal Systems Act requires each district municipality, within a prescribed period after the start of its elected term and after following a consultative process with the local municipalities within its area, must adopt a framework for integrated development planning in the area as a whole.

A framework referred above to binds both the district municipality and the local municipalities in the area of the district municipality, and must at least—

- Identify the plans and planning requirements binding in terms of national and provincial legislation on the district municipality and the local municipalities or on any specific municipality
- Identify the matters to be included in the integrated development plans of the district municipality and the local municipalities that require alignment
- Specify the principles to be applied and co-ordinate the approach to be adopted in respect of those matters and determine procedures
- For consultation between the district municipality and the local municipalities during the process of drafting their respective integrated development plans, and
- Or to effect essential amendments to the framework

As required by the section referred to above the Bojanala Platinum District Municipality prepared and adopted the framework for the development and review of the IDP which all the constituent local municipalities in the District had to approve and align to.

Stakeholder Participation

Mechanisms and Procedures for Stakeholder Participation

Legislative Framework	Mechanism	Procedures
<p>Section 16(1) of the Municipal Systems Act requires that municipalities must develop a culture of municipal governance that complements formal representative government with a system of participatory governance and must for this purpose –</p> <ul style="list-style-type: none"> • Encourage and create conditions for the local community to participate in the affairs of the municipality, including in – • The preparation, implementation and review of its integrated development plan • The establishment, implementation and the review of its performance management system • Preparation of the budget 	<p>The process plan made provision for Media as a mechanisms for participation which included –</p> <ul style="list-style-type: none"> • National, local newspapers • Municipal newsletter 	<p>The following procedures for participation will be utilized:</p> <ul style="list-style-type: none"> • IDP Representative Forum • Public Consultation Meetings
<p>Further section 17 (2) of the Municipal Systems Act, 2000 stipulates that a municipality must establish</p> <ul style="list-style-type: none"> o appropriate mechanisms, processes o Procedures to enable the local community to participate in the affairs of the municipality. 	<ul style="list-style-type: none"> • Local community radio 	

Spatial Economy and Development Rationale

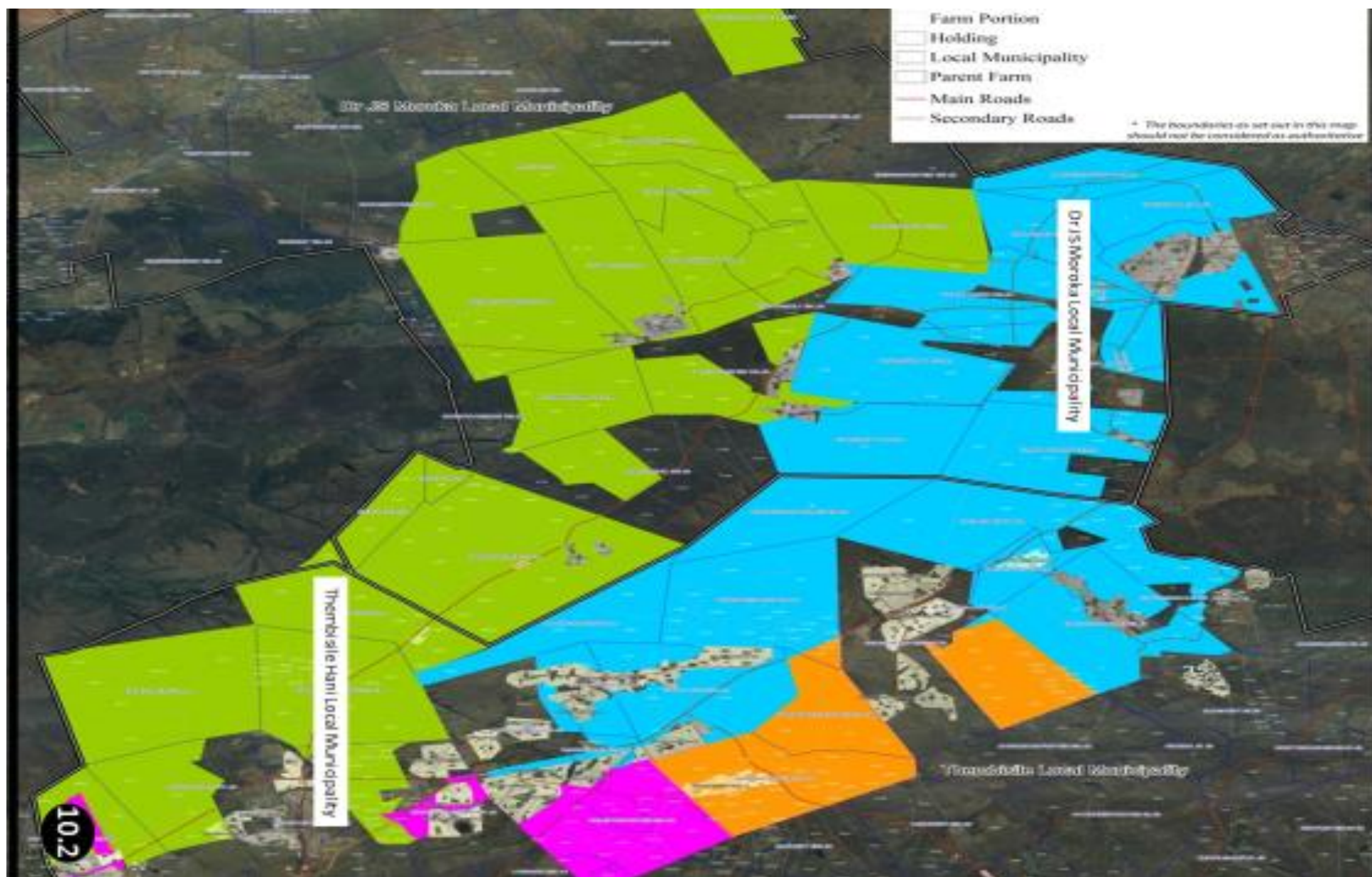
Location

The Dr J.S. Moroka Local Municipality is located in the north-western corner of the Nkangala District and Mpumalanga Province. It is 1416, 49 km² in extent, representing 8.45% of the District land mass. The Municipality is approximately 1,416 square kilometres in extent and is bounded by the following entities; City of Johannesburg and Tshwane Metropolitan Council on the South and West; Thembisile-Hani LM on the South; Modimolle, Mookgopong and Bela- Bela LMs on the North; and Ephraim Mogale and Elias Motsoaledi LMs on the North East and Steve Tshwete and Emalahleni LM's on the East

Traditional Leadership

A vast majority of land in Dr JS Moroka Local Municipality is predominantly rural and is under the custodianship of traditional councils. There are seven (7) Traditional Councils found in the Municipal area under the following traditional councils;

Traditional Council		Traditional Leader	Seat of Council
1	Bakgatla ba Moloka	Chief N.J Maloka	Masobye
2	Bakgatla ba Mmakau	Chief JB Mokgoko	Mmamethlake
3	Bakgatla ba Chaane	Chief Chaane	Seabe
4	Barolong ba Lefifi	Chief Getrude Lefifi	Nokaneng
5	Bakgatla ba Mocha	Chief Moepi	Marapyane
6	Ndzundza Mabusa	S.S Mahlangu	Watervaal B
7	Ndzundza Phungutsha	Ikosi CN Mahlangu	Katjibane
8	King Mabhoko III		Weldevrede Royal Kraal
9	King Makhosonke II		Klipfontein Ingwenyameng



Municipal Area Ward

Ward	Villages	Ward Councillor
1	<ul style="list-style-type: none"> • Kwa-Phaahla • Siyabuswa D 	Cllr Phaahla Sylvia Magope
2	<ul style="list-style-type: none"> • Toitskraal • Makopanong & • Kgapamadi 	Cllr Mthiwethafa Nobuhle Criselda
3	<ul style="list-style-type: none"> • Part Siyabuswa “A” 	Cllr Shabangu May Mbowakulu
4	<ul style="list-style-type: none"> • Part of Makopanong & • Part of Siyabuswa “A” 	Cllr Ratsoma Puleng George
5	<ul style="list-style-type: none"> • Siyabuswa “B” 	Cllr Ndlovu Absalom Zaba
6	<ul style="list-style-type: none"> • Siyabuswa “C”, • Morhononong & • Mabuyeni 	Mtsweni Mhletshwa George
7	<ul style="list-style-type: none"> • Thabana & • Ramokgeletsane 	Cllr Lucky M Ntuli
8	<ul style="list-style-type: none"> • Mthambothini 	Masango Aaron
9	<ul style="list-style-type: none"> • Part of Ga-Morwe 	Mputhi Josias Modisane
10	<ul style="list-style-type: none"> • Part of Ga-morwe and • Part of Metsimadiba 	Mthimunye Winny Ella
11	<ul style="list-style-type: none"> • Part of Metsimadiba, • Mabusabesala & • Mmakola 	Skhosana Johannes Charley
12	<ul style="list-style-type: none"> • Matshiding, • Marothobolong & • Manyebethwane 	Mkoneni Julia Thabi
13	<ul style="list-style-type: none"> • Pieterskraal, • Skimming & • Borolo 	Masilela Menziwa Louis
14	<ul style="list-style-type: none"> • Maphotla 	Skosana Cathrine Babulaleni
15	<ul style="list-style-type: none"> • Digwale, 	Aphane Stephens Papani

	<ul style="list-style-type: none"> • Molapo-a-Mogale & • Rondehoog 	
16	<ul style="list-style-type: none"> • Part of Libangeni 	Namane Abel Makhakhisa
17	<ul style="list-style-type: none"> • Mbongo & • Part of Libangeni 	Komape Andrew Neba
18	<ul style="list-style-type: none"> • Maphanga 	Mojela Benjamin Nare
19	<ul style="list-style-type: none"> • Madubaduba, • Makometsane & • Ukukhanya 	Mkhono Molala Sipho
20	<ul style="list-style-type: none"> • Senotlelo 	Matji Johannes Smaka
21	<ul style="list-style-type: none"> • Kabete, • Part of Lefisoane & • Ramonanabela 	Makgaloa Constance Mmapula
22	<ul style="list-style-type: none"> • Lefiso, • Lefisoane & • Ditlhagane 	Leballo Johannes Mpho
23	<ul style="list-style-type: none"> • Part of Marapyane 	Nkgodi John Swanyane
24	<ul style="list-style-type: none"> • Mmaduma, • Portion of Marapyane & • Portion Seabe 	Segalagala Jerry
25	<ul style="list-style-type: none"> • Portion of Seabe & • Part of Nokaneng 	Lebelo Lizzy Kentinah
26	<ul style="list-style-type: none"> • Loding, • Sehoko, • Dihekeng and • Part of Nokaneng 	Moimana A Tshepo
27	<ul style="list-style-type: none"> • Katjibane 	Sekanka Madidimalo Moses
28	<ul style="list-style-type: none"> • Part of Nokaneng, Mahareng & Dierefeng • Part of Mmametlhake, 	Nyatlo Thabo Moses
29	<ul style="list-style-type: none"> • Mmametlhake 	Lekalakala Thabo Ignatius
30	<ul style="list-style-type: none"> • Phake & • Mantlole 	Legong Thaloki Ben

31	<ul style="list-style-type: none"> Masobye 	Ratladi Sekgorutlha Jonas
----	---	---------------------------

Land Audit

In 2016/2017 audit period, Auditor General raised, in the Annual Audit report, a number of issues regarding the Consolidated Fixed Asset and Infrastructure Register. And in responds to Audit outcome the municipality appointed Datamule to conduct a Land Audit for all Municipal Owned properties and an Infrastructure Audit for Dr JS Moroka Local Municipality.

The Land Audit included an on-site visit to Residential, Non-residential Municipal Owned Properties and Municipal Infrastructure. The Land Audit Report is subdivided into;

1. An Occupancy Audit and,
2. An Infrastructure Audit Report

This report covers only the Occupancy Audit Report.

- Registered Stands (15461) (updated 16 July 2018)
- Registered Farms (313) (updated 16 July 2018)
- Formalization Pending: Formalization activities in process (7 towns) Proclamation Pending: the opening of Township Registers are in process (14 towns)

The relevant Municipal Boundaries was obtained from the demarcation board. Datamule geo-referenced the municipal boundaries and incorporated it into the GIS database. The scope of rk was presented to the municipality and approved by Dr JS Moroka Local Municipality

The outcome of the above is that a total of 2148 stands are registered in the name of JS Moroka Local Municipality:

Stands Registered In DR JS MLM Name	Farms registered In Dr JS MLM Name
Siyabuswa C - 612	Valschfontein - 18
Thoboshi Park - 325	Mmametlhake -1
Petsaneng – 255	Kameelrivier - 1
Mmakau – 230	
Napier - 226	
Other - 500	

Land Ownership

Num berin g	Erf No	Port ion	Maj Regi on	Sqm	Gov Owner	OwnerC at	Owner Name	Town Name
1.	156	0000 0	JR	2540	Dr JS MLM	Municipa l	DR J S MLM	Petsaneng
2.	1271	0000 0	JS	6559	Dr JS MLM	Municipa l	Dr. JS MLM	Siyabuswa - C
3.	324	0000 0	JR	1196	Dr JS MLM	Municipa l	Dr. JS MLM	Thoboshi Park
4.	61	0000 0	JR	2536	Dr JS MLM	Municipa l	Dr. JS MLM	Thoboshi Park
5.	131	0000 0	JR	1214	Dr JS MLM	Municipa l	Dr JS MLM	Kameelpoor t - A
6.	195	0000 0	JR	1220	Dr JS MLM	Municipa l	Dr JS MLM	Kameelpoor t - A
7.	196	0000 0	JR	1221	Dr JS MLM	Municipa l	Dr JS MLM	Kameelpoor t - A
8.	209	0000 0	JR	1203	Dr JS MLM	Municipa l	Dr JS MLM	Kameelpoor t - A
9.	212	0000 0	JR	1225	Dr JS MLM	Municipa l	Dr JS MLM	Kameelpoor t - A
10.	265	0000 0	JR	1175	Dr JS MLM	Municipa l	Dr JS MLM	Kameelpoor t - A
11.	64	0000 0	JR	1228	Dr JS MLM	Municipa l	Dr JS MLM	Kameelpoor t - A
12.	143	0000 0	JR	1203	Dr JS MLM	Municipa l	Dr JS MLM	Kameelpoor t - A
13.	285	0000 0	JR	1208	Dr JS MLM	Municipa l	Dr JS MLM	Kameelpoor t - A
14.	144	0000 0	JR	1254	Dr JS MLM	Municipa l	Dr JS MLM	Kameelpoor t - A
15.	151	0000 0	JR	1244	Dr JS MLM	Municipa l	Dr JS MLM	Kameelpoor t - A
16.	306	0000 0	JR	1300	Dr JS MLM	Municipa l	Dr JS MLM	Kameelpoor t - A
17.	228	0000 0	JR	1222	Dr JS MLM	Municipa l	Dr JS MLM	Kameelpoor t - A

Num berin g	Erf No	Port ion	Maj Regi on	Sqm	Gov Owner	OwnerC at	Owner Name	Town Name
18.	317	0000 0	JR	1996	Dr JS MLM	Municipa l	Dr JS MLM	Kameelpoor t - A
19.	38	0000 0	JR	1260	Dr JS MLM	Municipa l	Dr JS MLM	Kameelpoor t - A
20.	40	0000 0	JR	1237	Dr JS MLM	Municipa l	Dr JS MLM	Kameelpoor t - A
21.	113	0000 0	JR	1188	Dr JS MLM	Municipa l	Dr JS MLM	Kameelpoor t - A
22.	114	0000 0	JR	1227	Dr JS MLM	Municipa l	Dr JS MLM	Kameelpoor t - A
23.	116	0000 0	JR	1220	Dr JS MLM	Municipa l	Dr JS MLM	Kameelpoor t - A
24.	118	0000 0	JR	1226	Dr JS MLM	Municipa l	Dr JS MLM	Kameelpoor t - A
25.	121	0000 0	JR	4125	Dr JS MLM	Municipa l	Dr JS MLM	Mmakau
26.	122	0000 0	JR	3481	Dr JS MLM	Municipa l	Dr JS MLM	Mmakau
27.	123	0000 0	JR	3050	Dr JS MLM	Municipa l	Dr JS MLM	Mmakau
28.	125	0000 0	JR	4213	Dr JS MLM	Municipa l	Dr JS MLM	Mmakau
29.	141	0000 0	JR	1384	Dr JS MLM	Municipa l	Dr JS MLM	Morning Side
30.	143	0000 0	JR	1955	Dr JS MLM	Municipa l	Dr JS MLM	Morning Side
31.	46	0000 0	JR	3089	Dr JS MLM	Municipa l	Dr JS MLM	Phelindaba
32.	47	0000 0	JR	4016	Dr JS MLM	Municipa l	Dr JS MLM	Phelindaba
33.	50	0000 0	JR	3047	Dr JS MLM	Municipa l	Dr JS MLM	Phelindaba
34.	51	0000 0	JR	1941	Dr JS MLM	Municipa l	Dr JS MLM	Phelindaba
35.	53	0000 0	JR	3747	Dr JS MLM	Municipa l	Dr JS MLM	Phelindaba

FINAL IDP REVIEW 2019/2020 FY

Num berin g	Erf No	Port ion	Maj Regi on	Sqm	Gov Owner	OwnerC at	Owner Name	Town Name
36.	55	0000 0	JR	3621	Dr JS MLM	Municipa l	Dr JS MLM	Phelindaba
37.	56	0000 0	JR	3491	Dr JS MLM	Municipa l	Dr JS MLM	Phelindaba
38.	57	0000 0	JR	3946	Dr JS MLM	Municipa l	Dr JS MLM	Phelindaba
39.	58	0000 0	JR	3463	Dr JS MLM	Municipa l	Dr JS MLM	Phelindaba
40.	330	0000 0	JR	2199	Dr JS MLM	Municipa l	Dr JS MLM	Napier
41.	331	0000 0	JR	2095	Dr JS MLM	Municipa l	Dr JS MLM	Napier
42.	332	0000 0	JR	3360	Dr JS MLM	Municipa l	Dr JS MLM	Napier
43.	62	0000 0	JR	3780	Dr JS MLM	Municipa l	Dr JS MLM	Phelindaba
44.	63	0000 0	JR	3988	Dr JS MLM	Municipa l	Dr JS MLM	Phelindaba
45.	64	0000 0	JR	4832	Dr JS MLM	Municipa l	Dr JS MLM	Phelindaba
46.	65	0000 0	JR	4734	Dr JS MLM	Municipa l	Dr JS MLM	Phelindaba
47.	68	0000 0	JR	3805	Dr JS MLM	Municipa l	Dr JS MLM	Phelindaba
48.	70	0000 0	JR	4689	Dr JS MLM	Municipa l	Dr JS MLM	Phelindaba
49.	71	0000 0	JR	3245	Dr JS MLM	Municipa l	Dr JS MLM	Phelindaba
50.	72	0000 0	JR	1599	Dr JS MLM	Municipa l	Dr JS MLM	Phelindaba
51.	74	0000 0	JR	3300	Dr JS MLM	Municipa l	Dr JS MLM	Phelindaba
52.	75	0000 0	JR	4004	Dr JS MLM	Municipa l	Dr JS MLM	Phelindaba
53.	335	0000 0	JR	2686	Dr JS MLM	Municipa l	Dr JS MLM	Napier

Num berin g	Erf No	Port ion	Maj Regi on	Sqm	Gov Owner	OwnerC at	Owner Name	Town Name
54.	337	0000 0	JR	1489	Dr JS MLM	Municipa l	Dr JS MLM	Napier
55.	340	0000 0	JR	1572	Dr JS MLM	Municipa l	Dr JS MLM	Napier
56.	341	0000 0	JR	1592	Dr JS MLM	Municipa l	Dr JS MLM	Napier
57.	342	0000 0	JR	4604	Dr JS MLM	Municipa l	Dr JS MLM	Napier
58.	343	0000 0	JR	4603	Dr JS MLM	Municipa l	Dr JS MLM	Napier
59.	344	0000 0	JR	3365	Dr JS MLM	Municipa l	Dr JS MLM	Napier
60.	8	0000 0	JR	1495	Dr JS MLM	Municipa l	Dr JS MLM	Masoganeng
61.	73	0000 0	JR	1468	Dr JS MLM	Municipa l	Dr JS MLM	Napier
62.	75	0000 0	JR	1503	Dr JS MLM	Municipa l	Dr JS MLM	Napier
63.	80	0000 0	JR	1748	Dr JS MLM	Municipa l	Dr JS MLM	Napier
64.	82	0000 0	JR	2562	Dr JS MLM	Municipa l	Dr JS MLM	Napier
65.	84	0000 0	JR	1510	Dr JS MLM	Municipa l	Dr JS MLM	Napier
66.	126	0000 0	JR	4579	Dr JS MLM	Municipa l	Dr JS MLM	Mmakau
67.	137	0000 0	JR	4576	Dr JS MLM	Municipa l	Dr JS MLM	Mmakau
68.	86	0000 0	JR	1232	Dr JS MLM	Municipa l	Dr JS MLM	Napier
69.	92	0000 0	JR	1422	Dr JS MLM	Municipa l	Dr JS MLM	Napier
70.	96	0000 0	JR	1328	Dr JS MLM	Municipa l	Dr JS MLM	Napier
71.	142	0000 0	JR	1513	Dr JS MLM	Municipa l	Dr JS MLM	Mmakau

FINAL IDP REVIEW 2019/2020 FY

Num berin g	Erf No	Port ion	Maj Regi on	Sqm	Gov Owner	OwnerC at	Owner Name	Town Name
72.	147	0000 0	JR	3740	Dr JS MLM	Municipa l	Dr JS MLM	Mmakau
73.	76	0000 0	JR	2423	Dr JS MLM	Municipa l	Dr JS MLM	Phelindaba
74.	77	0000 0	JR	2282	Dr JS MLM	Municipa l	Dr JS MLM	Phelindaba
75.	80	0000 0	JR	4309	Dr JS MLM	Municipa l	Dr JS MLM	Phelindaba
76.	81	0000 0	JR	4322	Dr JS MLM	Municipa l	Dr JS MLM	Phelindaba
77.	83	0000 0	JR	3155	Dr JS MLM	Municipa l	Dr JS MLM	Phelindaba
78.	84	0000 0	JR	4033	Dr JS MLM	Municipa l	Dr JS MLM	Phelindaba
79.	86	0000 0	JR	1790	Dr JS MLM	Municipa l	Dr JS MLM	Phelindaba
80.	87	0000 0	JR	2813	Dr JS MLM	Municipa l	Dr JS MLM	Phelindaba
81.	88	0000 0	JR	4334	Dr JS MLM	Municipa l	Dr JS MLM	Phelindaba
82.	90	0000 0	JR	4591	Dr JS MLM	Municipa l	Dr JS MLM	Phelindaba
83.	1	0000 0	JR	2801	Dr JS MLM	Municipa l	Dr JS MLM	Masoganeng
84.	10	0000 0	JR	1575	Dr JS MLM	Municipa l	Dr JS MLM	Masoganeng
85.	11	0000 0	JR	1591	Dr JS MLM	Municipa l	Dr JS MLM	Masoganeng
86.	100	0000 0	JR	1288	Dr JS MLM	Municipa l	Dr JS MLM	Napier
87.	101	0000 0	JR	1620	Dr JS MLM	Municipa l	Dr JS MLM	Napier
88.	102	0000 0	JR	1754	Dr JS MLM	Municipa l	Dr JS MLM	Napier
89.	104	0000 0	JR	1364	Dr JS MLM	Municipa l	Dr JS MLM	Napier

Num berin g	Erf No	Port ion	Maj Regi on	Sqm	Gov Owner	OwnerC at	Owner Name	Town Name
90.	105	0000 0	JR	1161	Dr JS MLM	Municipa l	Dr JS MLM	Napier
91.	106	0000 0	JR	1504	Dr JS MLM	Municipa l	Dr JS MLM	Napier
92.	107	0000 0	JR	1380	Dr JS MLM	Municipa l	Dr JS MLM	Napier
93.	151	0000 0	JR	3298	Dr JS MLM	Municipa l	Dr JS MLM	Mmakau
94.								
95.	154	0000 0	JR	2136	Dr JS MLM	Municipa l	Dr JS MLM	Mmakau
96.	155	0000 0	JR	4618	Dr JS MLM	Municipa l	Dr JS MLM	Mmakau
97.	156	0000 0	JR	4029	Dr JS MLM	Municipa l	Dr JS MLM	Mmakau
98.	158	0000 0	JR	3265	Dr JS MLM	Municipa l	Dr JS MLM	Mmakau
99.	108	0000 0	JR	1002	Dr JS MLM	Municipa l	Dr JS MLM	Napier
100.	109	0000 0	JR	1131	Dr JS MLM	Municipa l	Dr JS MLM	Napier
101.	110	0000 0	JR	1183	Dr JS MLM	Municipa l	Dr JS MLM	Napier
102.	117	0000 0	JR	1362	Dr JS MLM	Municipa l	Dr JS MLM	Napier
103.	119	0000 0	JR	1340	Dr JS MLM	Municipa l	Dr JS MLM	Napier
104.	121	0000 0	JR	1434	Dr JS MLM	Municipa l	Dr JS MLM	Napier
105.	160	0000 0	JR	3803	Dr JS MLM	Municipa l	Dr JS MLM	Mmakau
106.	161	0000 0	JR	3035	Dr JS MLM	Municipa l	Dr JS MLM	Mmakau
107.	174	0000 0	JR	4267	Dr JS MLM	Municipa l	Dr JS MLM	Mmakau

FINAL IDP REVIEW 2019/2020 FY

Num berin g	Erf No	Port ion	Maj Regi on	Sqm	Gov Owner	OwnerC at	Owner Name	Town Name
108.	177	0000 0	JR	4335	Dr JS MLM	Municipa l	Dr JS MLM	Mmakau
109.	180	0000 0	JR	4299	Dr JS MLM	Municipa l	Dr JS MLM	Mmakau
110.	17	0000 0	JR	1873	Dr JS MLM	Municipa l	Dr JS MLM	Masoganeng
111.	18	0000 0	JR	1692	Dr JS MLM	Municipa l	Dr JS MLM	Masoganeng
112.	19	0000 0	JR	2015	Dr JS MLM	Municipa l	Dr JS MLM	Masoganeng
113.	20	0000 0	JR	2203	Dr JS MLM	Municipa l	Dr JS MLM	Masoganeng
114.	21	0000 0	JR	2310	Dr JS MLM	Municipa l	Dr JS MLM	Masoganeng
115.	23	0000 0	JR	2416	Dr JS MLM	Municipa l	Dr JS MLM	Masoganeng
116.	34	0000 0	JR	1342	Dr JS MLM	Municipa l	Dr JS MLM	Masoganeng
117.	122	0000 0	JR	1274	Dr JS MLM	Municipa l	Dr JS MLM	Napier
118.	131	0000 0	JR	1236	Dr JS MLM	Municipa l	Dr JS MLM	Napier
119.	133	0000 0	JR	1167	Dr JS MLM	Municipa l	Dr JS MLM	Napier
120.	134	0000 0	JR	1226	Dr JS MLM	Municipa l	Dr JS MLM	Napier
121.	136	0000 0	JR	1252	Dr JS MLM	Municipa l	Dr JS MLM	Napier
122.	139	0000 0	JR	1177	Dr JS MLM	Municipa l	Dr JS MLM	Napier
123.	42	0000 0	JR	2253	Dr JS MLM	Municipa l	Dr JS MLM	Masoganeng
124.	43	0000 0	JR	2183	Dr JS MLM	Municipa l	Dr JS MLM	Masoganeng
125.	47	0000 0	JR	1843	Dr JS MLM	Municipa l	Dr JS MLM	Masoganeng

Num berin g	Erf No	Port ion	Maj Regi on	Sqm	Gov Owner	OwnerC at	Owner Name	Town Name
126.	50	0000 0	JR	1658	Dr JS MLM	Municipa l	Dr JS MLM	Masoganeng
127.	51	0000 0	JR	2138	Dr JS MLM	Municipa l	Dr JS MLM	Masoganeng
128.	52	0000 0	JR	1942	Dr JS MLM	Municipa l	Dr JS MLM	Masoganeng
129.	54	0000 0	JR	1662	Dr JS MLM	Municipa l	Dr JS MLM	Masoganeng
130.	55	0000 0	JR	1902	Dr JS MLM	Municipa l	Dr JS MLM	Masoganeng
131.	149	0000 0	JR	1050	Dr JS MLM	Municipa l	Dr JS MLM	Napier
132.	154	0000 0	JR	1081	Dr JS MLM	Municipa l	Dr JS MLM	Napier
133.	207	0000 0	JR	4783	Dr JS MLM	Municipa l	Dr JS MLM	Mmakau
134.	210	0000 0	JR	4328	Dr JS MLM	Municipa l	Dr JS MLM	Mmakau
135.	211	0000 0	JR	2747	Dr JS MLM	Municipa l	Dr JS MLM	Mmakau
136.	213	0000 0	JR	3341	Dr JS MLM	Municipa l	Dr JS MLM	Mmakau
137.	216	0000 0	JR	3582	Dr JS MLM	Municipa l	Dr JS MLM	Mmakau
138.	167	0000 0	JR	1813	Dr JS MLM	Municipa l	Dr JS MLM	Napier
139.	170	0000 0	JR	1117	Dr JS MLM	Municipa l	Dr JS MLM	Napier
140.	171	0000 0	JR	1042	Dr JS MLM	Municipa l	Dr JS MLM	Napier
141.	217	0000 0	JR	4032	Dr JS MLM	Municipa l	Dr JS MLM	Mmakau
142.	224	0000 0	JR	4595	Dr JS MLM	Municipa l	Dr JS MLM	Mmakau
143.	225	0000 0	JR	3806	Dr JS MLM	Municipa l	Dr JS MLM	Mmakau

FINAL IDP REVIEW 2019/2020 FY

Num berin g	Erf No	Port ion	Maj Regi on	Sqm	Gov Owner	OwnerC at	Owner Name	Town Name
144.	176	0000 0	JR	1003	Dr JS MLM	Municipa l	Dr JS MLM	Napier
145.	177	0000 0	JR	1074	Dr JS MLM	Municipa l	Dr JS MLM	Napier
146.	178	0000 0	JR	1069	Dr JS MLM	Municipa l	Dr JS MLM	Napier
147.	179	0000 0	JR	1049	Dr JS MLM	Municipa l	Dr JS MLM	Napier
148.	182	0000 0	JR	1045	Dr JS MLM	Municipa l	Dr JS MLM	Napier
149.	226	0000 0	JR	1993	Dr JS MLM	Municipa l	Dr JS MLM	Mmakau
150.	234	0000 0	JR	3764	Dr JS MLM	Municipa l	Dr JS MLM	Mmakau
151.	74	0000 0	JR	2063	Dr JS MLM	Municipa l	Dr JS MLM	Masoganeng
152.	187	0000 0	JR	1064	Dr JS MLM	Municipa l	Dr JS MLM	Napier
153.	194	0000 0	JR	1014	Dr JS MLM	Municipa l	Dr JS MLM	Napier
154.	246	0000 0	JR	3790	Dr JS MLM	Municipa l	Dr JS MLM	Mmakau
155.	247	0000 0	JR	3788	Dr JS MLM	Municipa l	Dr JS MLM	Mmakau
156.	33	0000 0	JR	1999	Dr JS MLM	Municipa l	Dr JS MLM	Napier
157.	16	0000 0	JR	1145	Dr JS MLM	Municipa l	Dr JS MLM	Napier
158.	27	0000 0	JR	3576	Dr JS MLM	Municipa l	Dr JS MLM	Napier
159.	28	0000 0	JR	2935	Dr JS MLM	Municipa l	Dr JS MLM	Napier
160.	30	0000 0	JR	2726	Dr JS MLM	Municipa l	Dr JS MLM	Napier
161.	249	0000 0	JR	3493	Dr JS MLM	Municipa l	Dr JS MLM	Mmakau

Num berin g	Erf No	Port ion	Maj Regi on	Sqm	Gov Owner	OwnerC at	Owner Name	Town Name
162.	257	0000 0	JR	2450	Dr JS MLM	Municipa l	Dr JS MLM	Mmakau
163.	270	0000 0	JR	2844	Dr JS MLM	Municipa l	Dr JS MLM	Mmakau
164.	271	0000 0	JR	4058	Dr JS MLM	Municipa l	Dr JS MLM	Mmakau
165.	272	0000 0	JR	1636	Dr JS MLM	Municipa l	Dr JS MLM	Mmakau
166.	275	0000 0	JR	3404	Dr JS MLM	Municipa l	Dr JS MLM	Mmakau
167.	280	0000 0	JR	2536	Dr JS MLM	Municipa l	Dr JS MLM	Mmakau
168.	281	0000 0	JR	4909	Dr JS MLM	Municipa l	Dr JS MLM	Mmakau
169.	283	0000 0	JR	2083	Dr JS MLM	Municipa l	Dr JS MLM	Mmakau
170.	287	0000 0	JR	2017	Dr JS MLM	Municipa l	Dr JS MLM	Mmakau
171.	288	0000 0	JR	2570	Dr JS MLM	Municipa l	Dr JS MLM	Mmakau
172.	290	0000 0	JR	2144	Dr JS MLM	Municipa l	Dr JS MLM	Mmakau
173.	291	0000 0	JR	2164	Dr JS MLM	Municipa l	Dr JS MLM	Mmakau
174.	292	0000 0	JR	2122	Dr JS MLM	Municipa l	Dr JS MLM	Mmakau
175.	297	0000 0	JR	2188	Dr JS MLM	Municipa l	Dr JS MLM	Mmakau
176.	75	0000 0	JR	2148	Dr JS MLM	Municipa l	Dr JS MLM	Masoganeng
177.	76	0000 0	JR	2104	Dr JS MLM	Municipa l	Dr JS MLM	Masoganeng
178.	78	0000 0	JR	1843	Dr JS MLM	Municipa l	Dr JS MLM	Masoganeng
179.	80	0000 0	JR	1584	Dr JS MLM	Municipa l	Dr JS MLM	Masoganeng

FINAL IDP REVIEW 2019/2020 FY

Num berin g	Erf No	Port ion	Maj Regi on	Sqm	Gov Owner	OwnerC at	Owner Name	Town Name
180.	82	0000 0	JR	1726	Dr JS MLM	Municipa l	Dr JS MLM	Masoganeng
181.	83	0000 0	JR	1700	Dr JS MLM	Municipa l	Dr JS MLM	Masoganeng
182.	84	0000 0	JR	1595	Dr JS MLM	Municipa l	Dr JS MLM	Masoganeng
183.	85	0000 0	JR	1614	Dr JS MLM	Municipa l	Dr JS MLM	Masoganeng
184.	86	0000 0	JR	1522	Dr JS MLM	Municipa l	Dr JS MLM	Masoganeng
185.	87	0000 0	JR	2074	Dr JS MLM	Municipa l	Dr JS MLM	Masoganeng
186.	95	0000 0	JR	1668	Dr JS MLM	Municipa l	Dr JS MLM	Masoganeng
187.	96	0000 0	JR	1779	Dr JS MLM	Municipa l	Dr JS MLM	Masoganeng
188.	100	0000 0	JR	1762	Dr JS MLM	Municipa l	Dr JS MLM	Masoganeng
189.	267	0000 0	JR	3012	Dr JS MLM	Municipa l	Dr JS MLM	Mmakau
190.	201	0000 0	JR	1060	Dr JS MLM	Municipa l	Dr JS MLM	Napier
191.	202	0000 0	JR	1024	Dr JS MLM	Municipa l	Dr JS MLM	Napier
192.	209	0000 0	JR	1021	Dr JS MLM	Municipa l	Dr JS MLM	Napier
193.	211	0000 0	JR	1027	Dr JS MLM	Municipa l	Dr JS MLM	Napier
194.	223	0000 0	JR	1060	Dr JS MLM	Municipa l	Dr JS MLM	Napier
195.	23	0000 0	JR	1128	Dr JS MLM	Municipa l	Dr JS MLM	Napier
196.	231	0000 0	JR	1908	Dr JS MLM	Municipa l	Dr JS MLM	Napier
197.	232	0000 0	JR	1829	Dr JS MLM	Municipa l	Dr JS MLM	Napier

Num berin g	Erf No	Port ion	Maj Regi on	Sqm	Gov Owner	OwnerC at	Owner Name	Town Name
198.	235	0000 0	JR	2002	Dr JS MLM	Municipa l	Dr JS MLM	Napier
199.	236	0000 0	JR	1989	Dr JS MLM	Municipa l	Dr JS MLM	Napier
200.	300	0000 0	JR	2162	Dr JS MLM	Municipa l	Dr JS MLM	Mmakau
201.	301	0000 0	JR	2145	Dr JS MLM	Municipa l	Dr JS MLM	Mmakau
202.	304	0000 0	JR	4203	Dr JS MLM	Municipa l	Dr JS MLM	Mmakau
203.	311	0000 0	JR	2999	Dr JS MLM	Municipa l	Dr JS MLM	Mmakau
204.	295	0000 0	JR	1833	Dr JS MLM	Municipa l	Dr JS MLM	Napier
205.	297	0000 0	JR	1535	Dr JS MLM	Municipa l	Dr JS MLM	Napier
206.	301	0000 0	JR	2115	Dr JS MLM	Municipa l	Dr JS MLM	Napier
207.	312	0000 0	JR	2912	Dr JS MLM	Municipa l	Dr JS MLM	Mmakau
208.	318	0000 0	JR	4089	Dr JS MLM	Municipa l	Dr JS MLM	Mmakau
209.	319	0000 0	JR	3553	Dr JS MLM	Municipa l	Dr JS MLM	Mmakau
210.	322	0000 0	JR	3834	Dr JS MLM	Municipa l	Dr JS MLM	Mmakau
211.	323	0000 0	JR	4788	Dr JS MLM	Municipa l	Dr JS MLM	Mmakau
212.	324	0000 0	JR	3033	Dr JS MLM	Municipa l	Dr JS MLM	Mmakau
213.	328	0000 0	JR	3658	Dr JS MLM	Municipa l	Dr JS MLM	Mmakau
214.	6	0000 0	JR	1758	Dr JS MLM	Municipa l	Dr JS MLM	Mmakau
215.	8	0000 0	JR	1883	Dr JS MLM	Municipa l	Dr JS MLM	Mmakau

FINAL IDP REVIEW 2019/2020 FY

Num berin g	Erf No	Port ion	Maj Regi on	Sqm	Gov Owner	OwnerC at	Owner Name	Town Name
216.	2	0000 0	JR	1583	Dr JS MLM	Municipa l	Dr JS MLM	Morning Side
217.	3	0000 0	JR	1812	Dr JS MLM	Municipa l	Dr JS MLM	Morning Side
218.	5	0000 0	JR	2161	Dr JS MLM	Municipa l	Dr JS MLM	Morning Side
219.	7	0000 0	JR	1836	Dr JS MLM	Municipa l	Dr JS MLM	Morning Side
220.	10	0000 0	JR	1973	Dr JS MLM	Municipa l	Dr JS MLM	Morning Side
221.	19	0000 0	JR	2037	Dr JS MLM	Municipa l	Dr JS MLM	Morning Side
222.	21	0000 0	JR	2391	Dr JS MLM	Municipa l	Dr JS MLM	Morning Side
223.	23	0000 0	JR	1854	Dr JS MLM	Municipa l	Dr JS MLM	Morning Side
224.	26	0000 0	JR	1500	Dr JS MLM	Municipa l	Dr JS MLM	Morning Side
225.	28	0000 0	JR	1966	Dr JS MLM	Municipa l	Dr JS MLM	Morning Side
226.	222	0000 0	JR	1060	Dr JS MLM	Municipa l	Dr JS MLM	Napier
227.	304	0000 0	JR	2306	Dr JS MLM	Municipa l	Dr JS MLM	Napier
228.	305	0000 0	JR	1845	Dr JS MLM	Municipa l	Dr JS MLM	Napier
229.	310	0000 0	JR	2050	Dr JS MLM	Municipa l	Dr JS MLM	Napier
230.	367	0000 0	JR	4105	Dr JS MLM	Municipa l	Dr JS MLM	Napier
231.	372	0000 0	JR	2766	Dr JS MLM	Municipa l	Dr JS MLM	Napier
232.	338	0000 0	JR	4006	Dr JS MLM	Municipa l	Dr JS MLM	Mmakau
233.	343	0000 0	JR	4083	Dr JS MLM	Municipa l	Dr JS MLM	Mmakau

Num berin g	Erf No	Port ion	Maj Regi on	Sqm	Gov Owner	OwnerC at	Owner Name	Town Name
234.	344	0000 0	JR	3683	Dr JS MLM	Municipa l	Dr JS MLM	Mmakau
235.	347	0000 0	JR	2630	Dr JS MLM	Municipa l	Dr JS MLM	Mmakau
236.	352	0000 0	JR	3517	Dr JS MLM	Municipa l	Dr JS MLM	Mmakau
237.	11	0000 0	JR	1774	Dr JS MLM	Municipa l	Dr JS MLM	Mmakau
238.	13	0000 0	JR	1472	Dr JS MLM	Municipa l	Dr JS MLM	Mmakau
239.	15	0000 0	JR	1843	Dr JS MLM	Municipa l	Dr JS MLM	Mmakau
240.	19	0000 0	JR	1799	Dr JS MLM	Municipa l	Dr JS MLM	Mmakau
241.	20	0000 0	JR	1794	Dr JS MLM	Municipa l	Dr JS MLM	Mmakau
242.	21	0000 0	JR	1712	Dr JS MLM	Municipa l	Dr JS MLM	Mmakau
243.	23	0000 0	JR	2075	Dr JS MLM	Municipa l	Dr JS MLM	Mmakau
244.	26	0000 0	JR	1726	Dr JS MLM	Municipa l	Dr JS MLM	Mmakau
245.	356	0000 0	JR	3931	Dr JS MLM	Municipa l	Dr JS MLM	Mmakau
246.	363	0000 0	JR	3528	Dr JS MLM	Municipa l	Dr JS MLM	Mmakau
247.	34	0000 0	JR	2102	Dr JS MLM	Municipa l	Dr JS MLM	Mmakau
248.	35	0000 0	JR	1705	Dr JS MLM	Municipa l	Dr JS MLM	Mmakau
249.	37	0000 0	JR	1469	Dr JS MLM	Municipa l	Dr JS MLM	Mmakau
250.	39	0000 0	JR	2129	Dr JS MLM	Municipa l	Dr JS MLM	Mmakau
251.	31	0000 0	JR	2605	Dr JS MLM	Municipa l	Dr JS MLM	Morning Side

FINAL IDP REVIEW 2019/2020 FY

Num berin g	Erf No	Port ion	Maj Regi on	Sqm	Gov Owner	OwnerC at	Owner Name	Town Name
252.	32	0000 0	JR	2680	Dr JS MLM	Municipa l	Dr JS MLM	Morning Side
253.	35	0000 0	JR	2112	Dr JS MLM	Municipa l	Dr JS MLM	Morning Side
254.	36	0000 0	JR	2427	Dr JS MLM	Municipa l	Dr JS MLM	Morning Side
255.	37	0000 0	JR	2339	Dr JS MLM	Municipa l	Dr JS MLM	Morning Side
256.	38	0000 0	JR	2334	Dr JS MLM	Municipa l	Dr JS MLM	Morning Side
257.	40	0000 0	JR	2184	Dr JS MLM	Municipa l	Dr JS MLM	Morning Side
258.	41	0000 0	JR	2197	Dr JS MLM	Municipa l	Dr JS MLM	Morning Side
259.	43	0000 0	JR	2370	Dr JS MLM	Municipa l	Dr JS MLM	Morning Side
260.	48	0000 0	JR	1863	Dr JS MLM	Municipa l	Dr JS MLM	Morning Side
261.	52	0000 0	JR	1700	Dr JS MLM	Municipa l	Dr JS MLM	Morning Side
262.	58	0000 0	JR	1951	Dr JS MLM	Municipa l	Dr JS MLM	Morning Side
263.	59	0000 0	JR	2122	Dr JS MLM	Municipa l	Dr JS MLM	Morning Side
264.	60	0000 0	JR	2164	Dr JS MLM	Municipa l	Dr JS MLM	Morning Side
265.	65	0000 0	JR	1842	Dr JS MLM	Municipa l	Dr JS MLM	Morning Side
266.	69	0000 0	JR	1884	Dr JS MLM	Municipa l	Dr JS MLM	Morning Side
267.	70	0000 0	JR	1858	Dr JS MLM	Municipa l	Dr JS MLM	Morning Side
268.	73	0000 0	JR	2126	Dr JS MLM	Municipa l	Dr JS MLM	Morning Side
269.	74	0000 0	JR	2252	Dr JS MLM	Municipa l	Dr JS MLM	Morning Side

Num berin g	Erf No	Port ion	Maj Regi on	Sqm	Gov Owner	OwnerC at	Owner Name	Town Name
270.	75	0000 0	JR	2293	Dr JS MLM	Municipa l	Dr JS MLM	Morning Side
271.	81	0000 0	JR	1985	Dr JS MLM	Municipa l	Dr JS MLM	Morning Side
272.	83	0000 0	JR	2092	Dr JS MLM	Municipa l	Dr JS MLM	Morning Side
273.	85	0000 0	JR	2465	Dr JS MLM	Municipa l	Dr JS MLM	Morning Side
274.	378	0000 0	JR	1961	Dr JS MLM	Municipa l	Dr JS MLM	Napier
275.	379	0000 0	JR	1725	Dr JS MLM	Municipa l	Dr JS MLM	Napier
276.	382	0000 0	JR	3442	Dr JS MLM	Municipa l	Dr JS MLM	Napier
277.	385	0000 0	JR	1059	Dr JS MLM	Municipa l	Dr JS MLM	Napier
278.	389	0000 0	JR	1060	Dr JS MLM	Municipa l	Dr JS MLM	Napier
279.	390	0000 0	JR	2335	Dr JS MLM	Municipa l	Dr JS MLM	Napier
280.	391	0000 0	JR	2277	Dr JS MLM	Municipa l	Dr JS MLM	Napier
281.	240	0000 0	JR	2021	Dr JS MLM	Municipa l	Dr JS MLM	Napier
282.	242	0000 0	JR	2191	Dr JS MLM	Municipa l	Dr JS MLM	Napier
283.	366	0000 0	JR	3543	Dr JS MLM	Municipa l	Dr JS MLM	Mmakau
284.	369	0000 0	JR	3889	Dr JS MLM	Municipa l	Dr JS MLM	Mmakau
285.	370	0000 0	JR	4069	Dr JS MLM	Municipa l	Dr JS MLM	Mmakau
286.	286	0000 0	JR	2689	Dr JS MLM	Municipa l	Dr JS MLM	Napier
287.	287	0000 0	JR	2867	Dr JS MLM	Municipa l	Dr JS MLM	Napier

FINAL IDP REVIEW 2019/2020 FY

Num berin g	Erf No	Port ion	Maj Regi on	Sqm	Gov Owner	OwnerC at	Owner Name	Town Name
288.	291	0000 0	JR	2526	Dr JS MLM	Municipa l	Dr JS MLM	Napier
289.	40	0000 0	JR	1796	Dr JS MLM	Municipa l	Dr JS MLM	Mmakau
290.	41	0000 0	JR	1855	Dr JS MLM	Municipa l	Dr JS MLM	Mmakau
291.	42	0000 0	JR	1708	Dr JS MLM	Municipa l	Dr JS MLM	Mmakau
292.	43	0000 0	JR	2035	Dr JS MLM	Municipa l	Dr JS MLM	Mmakau
293.	46	0000 0	JR	2188	Dr JS MLM	Municipa l	Dr JS MLM	Mmakau
294.	47	0000 0	JR	2074	Dr JS MLM	Municipa l	Dr JS MLM	Mmakau
295.	48	0000 0	JR	2011	Dr JS MLM	Municipa l	Dr JS MLM	Mmakau
296.	378	0000 0	JR	2564	Dr JS MLM	Municipa l	Dr JS MLM	Mmakau
297.	380	0000 0	JR	4331	Dr JS MLM	Municipa l	Dr JS MLM	Mmakau
298.	381	0000 0	JR	3233	Dr JS MLM	Municipa l	Dr JS MLM	Mmakau
299.	384	0000 0	JR	3871	Dr JS MLM	Municipa l	Dr JS MLM	Mmakau
300.	385	0000 0	JR	1775	Dr JS MLM	Municipa l	Dr JS MLM	Mmakau
301.	50	0000 0	JR	2409	Dr JS MLM	Municipa l	Dr JS MLM	Mmakau
302.	51	0000 0	JR	2030	Dr JS MLM	Municipa l	Dr JS MLM	Mmakau
303.	52	0000 0	JR	2273	Dr JS MLM	Municipa l	Dr JS MLM	Mmakau
304.	53	0000 0	JR	2238	Dr JS MLM	Municipa l	Dr JS MLM	Mmakau
305.	61	0000 0	JR	1857	Dr JS MLM	Municipa l	Dr JS MLM	Mmakau

Num berin g	Erf No	Port ion	Maj Regi on	Sqm	Gov Owner	OwnerC at	Owner Name	Town Name
306.	62	0000 0	JR	2106	Dr JS MLM	Municipa l	Dr JS MLM	Mmakau
307.	64	0000 0	JR	2026	Dr JS MLM	Municipa l	Dr JS MLM	Mmakau
308.	65	0000 0	JR	1773	Dr JS MLM	Municipa l	Dr JS MLM	Mmakau
309.	94	0000 0	JR	1810	Dr JS MLM	Municipa l	Dr JS MLM	Morning Side
310.	95	0000 0	JR	1444	Dr JS MLM	Municipa l	Dr JS MLM	Morning Side
311.	98	0000 0	JR	2266	Dr JS MLM	Municipa l	Dr JS MLM	Morning Side
312.	99	0000 0	JR	1927	Dr JS MLM	Municipa l	Dr JS MLM	Morning Side
313.	107	0000 0	JR	1456	Dr JS MLM	Municipa l	Dr JS MLM	Morning Side
314.	109	0000 0	JR	1821	Dr JS MLM	Municipa l	Dr JS MLM	Morning Side
315.	110	0000 0	JR	2050	Dr JS MLM	Municipa l	Dr JS MLM	Morning Side
316.	112	0000 0	JR	2039	Dr JS MLM	Municipa l	Dr JS MLM	Morning Side
317.	2	0000 0	JR	2045	Dr JS MLM	Municipa l	Dr JS MLM	Phelindaba
318.	4	0000 0	JR	4262	Dr JS MLM	Municipa l	Dr JS MLM	Phelindaba
319.	6	0000 0	JR	4057	Dr JS MLM	Municipa l	Dr JS MLM	Phelindaba
320.	9	0000 0	JR	3980	Dr JS MLM	Municipa l	Dr JS MLM	Phelindaba
321.	10	0000 0	JR	4010	Dr JS MLM	Municipa l	Dr JS MLM	Phelindaba
322.	11	0000 0	JR	4585	Dr JS MLM	Municipa l	Dr JS MLM	Phelindaba
323.	12	0000 0	JR	4387	Dr JS MLM	Municipa l	Dr JS MLM	Phelindaba

FINAL IDP REVIEW 2019/2020 FY

Num berin g	Erf No	Port ion	Maj Regi on	Sqm	Gov Owner	OwnerC at	Owner Name	Town Name
324.	13	0000 0	JR	1961	Dr JS MLM	Municipa l	Dr JS MLM	Phelindaba
325.	16	0000 0	JR	4269	Dr JS MLM	Municipa l	Dr JS MLM	Phelindaba
326.	313	0000 0	JR	2416	Dr JS MLM	Municipa l	Dr JS MLM	Napier
327.	315	0000 0	JR	2207	Dr JS MLM	Municipa l	Dr JS MLM	Napier
328.	318	0000 0	JR	2139	Dr JS MLM	Municipa l	Dr JS MLM	Napier
329.	319	0000 0	JR	2114	Dr JS MLM	Municipa l	Dr JS MLM	Napier
330.	321	0000 0	JR	2131	Dr JS MLM	Municipa l	Dr JS MLM	Napier
331.	19	0000 0	JR	1603	Dr JS MLM	Municipa l	Dr JS MLM	Phelindaba
332.	20	0000 0	JR	1932	Dr JS MLM	Municipa l	Dr JS MLM	Phelindaba
333.	21	0000 0	JR	4038	Dr JS MLM	Municipa l	Dr JS MLM	Phelindaba
334.	386	0000 0	JR	1325	Dr JS MLM	Municipa l	Dr JS MLM	Mmakau
335.	389	0000 0	JR	4233	Dr JS MLM	Municipa l	Dr JS MLM	Mmakau
336.	397	0000 0	JR	4504	Dr JS MLM	Municipa l	Dr JS MLM	Mmakau
337.	259	0000 0	JR	2247	Dr JS MLM	Municipa l	Dr JS MLM	Napier
338.	260	0000 0	JR	2111	Dr JS MLM	Municipa l	Dr JS MLM	Napier
339.	67	0000 0	JR	2319	Dr JS MLM	Municipa l	Dr JS MLM	Mmakau
340.	68	0000 0	JR	2253	Dr JS MLM	Municipa l	Dr JS MLM	Mmakau
341.	71	0000 0	JR	2257	Dr JS MLM	Municipa l	Dr JS MLM	Mmakau

Num berin g	Erf No	Port ion	Maj Regi on	Sqm	Gov Owner	OwnerC at	Owner Name	Town Name
342.	400	0000 0	JR	1894	Dr JS MLM	Municipa l	Dr JS MLM	Mmakau
343.	4	0000 0	JR	1917	Dr JS MLM	Municipa l	Dr JS MLM	Napier
344.	5	0000 0	JR	1546	Dr JS MLM	Municipa l	Dr JS MLM	Napier
345.	8	0000 0	JR	1549	Dr JS MLM	Municipa l	Dr JS MLM	Napier
346.	9	0000 0	JR	1697	Dr JS MLM	Municipa l	Dr JS MLM	Napier
347.	12	0000 0	JR	1334	Dr JS MLM	Municipa l	Dr JS MLM	Napier
348.	13	0000 0	JR	1202	Dr JS MLM	Municipa l	Dr JS MLM	Napier
349.	14	0000 0	JR	1075	Dr JS MLM	Municipa l	Dr JS MLM	Napier
350.	37	0000 0	JR	3000	Dr JS MLM	Municipa l	Dr JS MLM	Napier
351.	73	0000 0	JR	2123	Dr JS MLM	Municipa l	Dr JS MLM	Mmakau
352.	81	0000 0	JR	1931	Dr JS MLM	Municipa l	Dr JS MLM	Mmakau
353.	84	0000 0	JR	2169	Dr JS MLM	Municipa l	Dr JS MLM	Mmakau
354.	86	0000 0	JR	1843	Dr JS MLM	Municipa l	Dr JS MLM	Mmakau
355.	87	0000 0	JR	1686	Dr JS MLM	Municipa l	Dr JS MLM	Mmakau
356.	88	0000 0	JR	2043	Dr JS MLM	Municipa l	Dr JS MLM	Mmakau
357.	89	0000 0	JR	1960	Dr JS MLM	Municipa l	Dr JS MLM	Mmakau
358.	76	0000 0	JR	2338	Dr JS MLM	Municipa l	Dr JS MLM	Mmakau
359.	78	0000 0	JR	1489	Dr JS MLM	Municipa l	Dr JS MLM	Mmakau

FINAL IDP REVIEW 2019/2020 FY

Num berin g	Erf No	Port ion	Maj Regi on	Sqm	Gov Owner	OwnerC at	Owner Name	Town Name
360.	92	0000 0	JR	4820	Dr JS MLM	Municipa l	Dr JS MLM	Mmakau
361.	42	0000 0	JR	2856	Dr JS MLM	Municipa l	Dr JS MLM	Napier
362.	40	0000 0	JR	1657	Dr JS MLM	Municipa l	Dr JS MLM	Mmantlole
363.	41	0000 0	JR	1555	Dr JS MLM	Municipa l	Dr JS MLM	Mmantlole
364.	147	0000 0	JR	3823	Dr JS MLM	Municipa l	Dr JS MLM	Mmantlole
365.	149	0000 0	JR	3551	Dr JS MLM	Municipa l	Dr JS MLM	Mmantlole
366.	174	0000 0	JR	4312	Dr JS MLM	Municipa l	Dr JS MLM	Mmantlole
367.	176	0000 0	JR	2850	Dr JS MLM	Municipa l	Dr JS MLM	Mmantlole
368.	178	0000 0	JR	2907	Dr JS MLM	Municipa l	Dr JS MLM	Mmantlole
369.	164	0000 0	JR	4417	Dr JS MLM	Municipa l	Dr JS MLM	Mmantlole
370.	167	0000 0	JR	3755	Dr JS MLM	Municipa l	Dr JS MLM	Mmantlole
371.	170	0000 0	JR	4380	Dr JS MLM	Municipa l	Dr JS MLM	Mmantlole
372.	172	0000 0	JR	4790	Dr JS MLM	Municipa l	Dr JS MLM	Mmantlole
373.	173	0000 0	JR	3163	Dr JS MLM	Municipa l	Dr JS MLM	Mmantlole
374.	144	0000 0	JR	3710	Dr JS MLM	Municipa l	Dr JS MLM	Mmantlole
375.	288	0000 0	JR	2183	Dr JS MLM	Municipa l	Dr JS MLM	Thoboshi Park
376.	276	0000 0	JR	1692	Dr JS MLM	Municipa l	Dr JS MLM	Thoboshi Park
377.	285	0000 0	JR	2917	Dr JS MLM	Municipa l	Dr JS MLM	Thoboshi Park

Num berin g	Erf No	Port ion	Maj Regi on	Sqm	Gov Owner	OwnerC at	Owner Name	Town Name
378.	242	0000 0	JR	2303	Dr JS MLM	Municipa l	Dr JS MLM	Thoboshi Park
379.	274	0000 0	JR	1667	Dr JS MLM	Municipa l	Dr JS MLM	Thoboshi Park
380.	323	0000 0	JR	1639	Dr JS MLM	Municipa l	Dr JS MLM	Thoboshi Park
381.	243	0000 0	JR	2023	Dr JS MLM	Municipa l	Dr JS MLM	Thoboshi Park
382.	145	0000 0	JR	2666	Dr JS MLM	Municipa l	Dr JS MLM	Mmantlole
383.	154	0000 0	JR	2836	Dr JS MLM	Municipa l	Dr JS MLM	Mmantlole
384.	124	0000 0	JR	2383	Dr JS MLM	Municipa l	Dr JS MLM	Mmantlole
385.	70	0000 0	JR	2626	Dr JS MLM	Municipa l	Dr JS MLM	Thoboshi Park
386.	88	0000 0	JR	2499	Dr JS MLM	Municipa l	Dr JS MLM	Thoboshi Park
387.	19	0000 0	JR	3421	Dr JS MLM	Municipa l	Dr JS MLM	Mmantlole
388.	321	0000 0	JR	3799	Dr JS MLM	Municipa l	Dr JS MLM	Thoboshi Park
389.	286	0000 0	JR	2672	Dr JS MLM	Municipa l	Dr JS MLM	Thoboshi Park
390.	319	0000 0	JR	1990	Dr JS MLM	Municipa l	Dr JS MLM	Thoboshi Park
391.	283	0000 0	JR	2640	Dr JS MLM	Municipa l	Dr JS MLM	Thoboshi Park
392.	273	0000 0	JR	1962	Dr JS MLM	Municipa l	Dr JS MLM	Thoboshi Park
393.	240	0000 0	JR	1879	Dr JS MLM	Municipa l	Dr JS MLM	Thoboshi Park
394.	67	0000 0	JR	2543	Dr JS MLM	Municipa l	Dr JS MLM	Thoboshi Park
395.	91	0000 0	JR	2651	Dr JS MLM	Municipa l	Dr JS MLM	Thoboshi Park

FINAL IDP REVIEW 2019/2020 FY

Num berin g	Erf No	Port ion	Maj Regi on	Sqm	Gov Owner	OwnerC at	Owner Name	Town Name
396.	83	0000 0	JR	2434	Dr JS MLM	Municipa l	Dr JS MLM	Thoboshi Park
397.	76	0000 0	JR	2455	Dr JS MLM	Municipa l	Dr JS MLM	Thoboshi Park
398.	174	0000 0	JR	2382	Dr JS MLM	Municipa l	Dr JS MLM	Thoboshi Park
399.	261	0000 0	JR	1984	Dr JS MLM	Municipa l	Dr JS MLM	Thoboshi Park
400.	86	0000 0	JR	2612	Dr JS MLM	Municipa l	Dr JS MLM	Thoboshi Park
401.	53	0000 0	JR	2487	Dr JS MLM	Municipa l	Dr JS MLM	Thoboshi Park
402.	89	0000 0	JR	2579	Dr JS MLM	Municipa l	Dr JS MLM	Thoboshi Park
403.	78	0000 0	JR	2591	Dr JS MLM	Municipa l	Dr JS MLM	Thoboshi Park
404.	90	0000 0	JR	2455	Dr JS MLM	Municipa l	Dr JS MLM	Thoboshi Park
405.	84	0000 0	JR	2579	Dr JS MLM	Municipa l	Dr JS MLM	Thoboshi Park
406.	65	0000 0	JR	2330	Dr JS MLM	Municipa l	Dr JS MLM	Thoboshi Park
407.	295	0000 0	JR	2286	Dr JS MLM	Municipa l	Dr JS MLM	Thoboshi Park
408.	227	0000 0	JR	2026	Dr JS MLM	Municipa l	Dr JS MLM	Thoboshi Park
409.	156	0000 0	JR	2552	Dr JS MLM	Municipa l	Dr JS MLM	Mmantlole
410.	153	0000 0	JR	2492	Dr JS MLM	Municipa l	Dr JS MLM	Thoboshi Park
411.	203	0000 0	JR	2403	Dr JS MLM	Municipa l	Dr JS MLM	Thoboshi Park
412.	178	0000 0	JR	2484	Dr JS MLM	Municipa l	Dr JS MLM	Thoboshi Park
413.	254	0000 0	JR	1956	Dr JS MLM	Municipa l	Dr JS MLM	Thoboshi Park

Num berin g	Erf No	Port ion	Maj Regi on	Sqm	Gov Owner	OwnerC at	Owner Name	Town Name
414.	155	0000 0	JR	2560	Dr JS MLM	Municipa l	Dr JS MLM	Thoboshi Park
415.	293	0000 0	JR	2014	Dr JS MLM	Municipa l	Dr JS MLM	Thoboshi Park
416.	134	0000 0	JR	2657	Dr JS MLM	Municipa l	Dr JS MLM	Thoboshi Park
417.	173	0000 0	JR	2460	Dr JS MLM	Municipa l	Dr JS MLM	Thoboshi Park
418.	156	0000 0	JR	2644	Dr JS MLM	Municipa l	Dr JS MLM	Thoboshi Park
419.	292	0000 0	JR	2025	Dr JS MLM	Municipa l	Dr JS MLM	Thoboshi Park
420.	135	0000 0	JR	2554	Dr JS MLM	Municipa l	Dr JS MLM	Thoboshi Park
421.	205	0000 0	JR	2425	Dr JS MLM	Municipa l	Dr JS MLM	Thoboshi Park
422.	195	0000 0	JR	3791	Dr JS MLM	Municipa l	Dr JS MLM	Thoboshi Park
423.	180	0000 0	JR	2398	Dr JS MLM	Municipa l	Dr JS MLM	Thoboshi Park
424.	172	0000 0	JR	3319	Dr JS MLM	Municipa l	Dr JS MLM	Thoboshi Park
425.	157	0000 0	JR	2462	Dr JS MLM	Municipa l	Dr JS MLM	Thoboshi Park
426.	132	0000 0	JR	2346	Dr JS MLM	Municipa l	Dr JS MLM	Thoboshi Park
427.	151	0000 0	JR	3241	Dr JS MLM	Municipa l	Dr JS MLM	Thoboshi Park
428.	296	0000 0	JR	2327	Dr JS MLM	Municipa l	Dr JS MLM	Thoboshi Park
429.	249	0000 0	JR	1764	Dr JS MLM	Municipa l	Dr JS MLM	Thoboshi Park
430.	253	0000 0	JR	1463	Dr JS MLM	Municipa l	Dr JS MLM	Thoboshi Park
431.	297	0000 0	JR	2242	Dr JS MLM	Municipa l	Dr JS MLM	Thoboshi Park

FINAL IDP REVIEW 2019/2020 FY

Num berin g	Erf No	Port ion	Maj Regi on	Sqm	Gov Owner	OwnerC at	Owner Name	Town Name
432.	248	0000 0	JR	1857	Dr JS MLM	Municipa l	Dr JS MLM	Thoboshi Park
433.	298	0000 0	JR	2046	Dr JS MLM	Municipa l	Dr JS MLM	Thoboshi Park
434.	299	0000 0	JR	1171	Dr JS MLM	Municipa l	Dr JS MLM	Thoboshi Park
435.	289	0000 0	JR	2141	Dr JS MLM	Municipa l	Dr JS MLM	Thoboshi Park
436.	300	0000 0	JR	1794	Dr JS MLM	Municipa l	Dr JS MLM	Thoboshi Park
437.	17	0000 0	JR	2439	Dr JS MLM	Municipa l	Dr JS MLM	Thoboshi Park
438.	8	0000 0	JR	2106	Dr JS MLM	Municipa l	Dr JS MLM	Thoboshi Park
439.	1	0000 0	JR	2004	Dr JS MLM	Municipa l	Dr JS MLM	Thoboshi Park
440.	2	0000 0	JR	2519	Dr JS MLM	Municipa l	Dr JS MLM	Thoboshi Park
441.	102	0000 0	JR	2402	Dr JS MLM	Municipa l	Dr JS MLM	Thoboshi Park
442.	31	0000 0	JR	2557	Dr JS MLM	Municipa l	Dr JS MLM	Thoboshi Park
443.	6	0000 0	JR	2684	Dr JS MLM	Municipa l	Dr JS MLM	Thoboshi Park
444.	82	0000 0	JR	2605	Dr JS MLM	Municipa l	Dr JS MLM	Thoboshi Park
445.	79	0000 0	JR	2258	Dr JS MLM	Municipa l	Dr JS MLM	Thoboshi Park
446.	81	0000 0	JR	2445	Dr JS MLM	Municipa l	Dr JS MLM	Thoboshi Park
447.	80	0000 0	JR	2174	Dr JS MLM	Municipa l	Dr JS MLM	Thoboshi Park
448.	282	0000 0	JR	2775	Dr JS MLM	Municipa l	Dr JS MLM	Thoboshi Park
449.	50	0000 0	JR	4836	Dr JS MLM	Municipa l	Dr JS MLM	Mmantlole

Num berin g	Erf No	Port ion	Maj Regi on	Sqm	Gov Owner	OwnerC at	Owner Name	Town Name
450.	54	0000 0	JR	4055	Dr JS MLM	Municipa l	Dr JS MLM	Mmantlole
451.	281	0000 0	JR	2413	Dr JS MLM	Municipa l	Dr JS MLM	Thoboshi Park
452.	315	0000 0	JR	1998	Dr JS MLM	Municipa l	Dr JS MLM	Thoboshi Park
453.	239	0000 0	JR	1893	Dr JS MLM	Municipa l	Dr JS MLM	Thoboshi Park
454.	214	0000 0	JR	2775	Dr JS MLM	Municipa l	Dr JS MLM	Thoboshi Park
455.	232	0000 0	JR	1824	Dr JS MLM	Municipa l	Dr JS MLM	Thoboshi Park
456.	68	0000 0	JR	4657	Dr JS MLM	Municipa l	Dr JS MLM	Mmantlole
457.	73	0000 0	JR	4962	Dr JS MLM	Municipa l	Dr JS MLM	Mmantlole
458.	88	0000 0	JR	1977	Dr JS MLM	Municipa l	Dr JS MLM	Mmantlole
459.	90	0000 0	JR	4187	Dr JS MLM	Municipa l	Dr JS MLM	Mmantlole
460.	89	0000 0	JR	1950	Dr JS MLM	Municipa l	Dr JS MLM	Mmantlole
461.	85	0000 0	JR	4245	Dr JS MLM	Municipa l	Dr JS MLM	Mmantlole
462.	131	0000 0	JR	4114	Dr JS MLM	Municipa l	Dr JS MLM	Mmantlole
463.	151	0000 0	JR	3811	Dr JS MLM	Municipa l	Dr JS MLM	Mmantlole
464.	97	0000 0	JR	1739	Dr JS MLM	Municipa l	Dr JS MLM	Mmantlole
465.	155	0000 0	JR	3660	Dr JS MLM	Municipa l	Dr JS MLM	Mmantlole
466.	134	0000 0	JR	4682	Dr JS MLM	Municipa l	Dr JS MLM	Mmantlole
467.	16	0000 0	JR	2600	Dr JS MLM	Municipa l	Dr JS MLM	Thoboshi Park

FINAL IDP REVIEW 2019/2020 FY

Num berin g	Erf No	Port ion	Maj Regi on	Sqm	Gov Owner	OwnerC at	Owner Name	Town Name
468.	246	0000 0	JR	2365	Dr JS MLM	Municipa l	Dr JS MLM	Thoboshi Park
469.	7	0000 0	JR	2616	Dr JS MLM	Municipa l	Dr JS MLM	Thoboshi Park
470.	20	0000 0	JR	2328	Dr JS MLM	Municipa l	Dr JS MLM	Thoboshi Park
471.	14	0000 0	JR	2608	Dr JS MLM	Municipa l	Dr JS MLM	Thoboshi Park
472.	32	0000 0	JR	2454	Dr JS MLM	Municipa l	Dr JS MLM	Thoboshi Park
473.	101	0000 0	JR	2489	Dr JS MLM	Municipa l	Dr JS MLM	Thoboshi Park
474.	103	0000 0	JR	2599	Dr JS MLM	Municipa l	Dr JS MLM	Thoboshi Park
475.	21	0000 0	JR	2545	Dr JS MLM	Municipa l	Dr JS MLM	Thoboshi Park
476.	13	0000 0	JR	2523	Dr JS MLM	Municipa l	Dr JS MLM	Thoboshi Park
477.	4	0000 0	JR	2195	Dr JS MLM	Municipa l	Dr JS MLM	Thoboshi Park
478.	100	0000 0	JR	2702	Dr JS MLM	Municipa l	Dr JS MLM	Thoboshi Park
479.	104	0000 0	JR	2808	Dr JS MLM	Municipa l	Dr JS MLM	Thoboshi Park
480.	316	0000 0	JR	1710	Dr JS MLM	Municipa l	Dr JS MLM	Thoboshi Park
481.	191	0000 0	JR	2478	Dr JS MLM	Municipa l	Dr JS MLM	Thoboshi Park
482.	272	0000 0	JR	1942	Dr JS MLM	Municipa l	Dr JS MLM	Thoboshi Park
483.	45	0000 0	JR	2620	Dr JS MLM	Municipa l	Dr JS MLM	Thoboshi Park
484.	12	0000 0	JR	2771	Dr JS MLM	Municipa l	Dr JS MLM	Thoboshi Park
485.	34	0000 0	JR	2363	Dr JS MLM	Municipa l	Dr JS MLM	Thoboshi Park

Num berin g	Erf No	Port ion	Maj Regi on	Sqm	Gov Owner	OwnerC at	Owner Name	Town Name
486.	99	0000 0	JR	2593	Dr JS MLM	Municipa l	Dr JS MLM	Thoboshi Park
487.	105	0000 0	JR	2984	Dr JS MLM	Municipa l	Dr JS MLM	Thoboshi Park
488.	9	0000 0	JR	2298	Dr JS MLM	Municipa l	Dr JS MLM	Thoboshi Park
489.	46	0000 0	JR	2479	Dr JS MLM	Municipa l	Dr JS MLM	Thoboshi Park
490.	11	0000 0	JR	2787	Dr JS MLM	Municipa l	Dr JS MLM	Thoboshi Park
491.	35	0000 0	JR	2550	Dr JS MLM	Municipa l	Dr JS MLM	Thoboshi Park
492.	27	0000 0	JR	2494	Dr JS MLM	Municipa l	Dr JS MLM	Thoboshi Park
493.	47	0000 0	JR	2477	Dr JS MLM	Municipa l	Dr JS MLM	Thoboshi Park
494.	130	0000 0	JR	2346	Dr JS MLM	Municipa l	Dr JS MLM	Thoboshi Park
495.	111	0000 0	JR	2655	Dr JS MLM	Municipa l	Dr JS MLM	Thoboshi Park
496.	164	0000 0	JR	2493	Dr JS MLM	Municipa l	Dr JS MLM	Thoboshi Park
497.	144	0000 0	JR	2494	Dr JS MLM	Municipa l	Dr JS MLM	Thoboshi Park
498.	183	0000 0	JR	2548	Dr JS MLM	Municipa l	Dr JS MLM	Thoboshi Park
499.	131	0000 0	JR	2235	Dr JS MLM	Municipa l	Dr JS MLM	Thoboshi Park
500.	112	0000 0	JR	2521	Dr JS MLM	Municipa l	Dr JS MLM	Thoboshi Park
501.	121	0000 0	JR	2718	Dr JS MLM	Municipa l	Dr JS MLM	Thoboshi Park
502.	48	0000 0	JR	2314	Dr JS MLM	Municipa l	Dr JS MLM	Thoboshi Park
503.	42	0000 0	JR	2600	Dr JS MLM	Municipa l	Dr JS MLM	Thoboshi Park

FINAL IDP REVIEW 2019/2020 FY

Num berin g	Erf No	Port ion	Maj Regi on	Sqm	Gov Owner	OwnerC at	Owner Name	Town Name
504.	60	0000 0	JR	2469	Dr JS MLM	Municipa l	Dr JS MLM	Thoboshi Park
505.	96	0000 0	JR	2675	Dr JS MLM	Municipa l	Dr JS MLM	Thoboshi Park
506.	108	0000 0	JR	2877	Dr JS MLM	Municipa l	Dr JS MLM	Thoboshi Park
507.	140	0000 0	JR	2908	Dr JS MLM	Municipa l	Dr JS MLM	Ga-Matjila
508.	138	0000 0	JR	4349	Dr JS MLM	Municipa l	Dr JS MLM	Ga-Matjila
509.	131	0000 0	JR	4279	Dr JS MLM	Municipa l	Dr JS MLM	Ga-Matjila
510.	94	0000 0	JR	4039	Dr JS MLM	Municipa l	Dr JS MLM	Ga-Matjila
511.	99	0000 0	JR	3387	Dr JS MLM	Municipa l	Dr JS MLM	Ga-Matjila
512.	100	0000 0	JR	3195	Dr JS MLM	Municipa l	Dr JS MLM	Ga-Matjila
513.	61	0000 0	JR	4088	Dr JS MLM	Municipa l	Dr JS MLM	Ga-Matjila
514.	63	0000 0	JR	3944	Dr JS MLM	Municipa l	Dr JS MLM	Ga-Matjila
515.	64	0000 0	JR	4358	Dr JS MLM	Municipa l	Dr JS MLM	Ga-Matjila
516.	66	0000 0	JR	4261	Dr JS MLM	Municipa l	Dr JS MLM	Ga-Matjila
517.	153	0000 0	JR	4558	Dr JS MLM	Municipa l	Dr JS MLM	Mmantlole
518.	138	0000 0	JR	2493	Dr JS MLM	Municipa l	Dr JS MLM	Mmantlole
519.	55	0000 0	JR	3680	Dr JS MLM	Municipa l	Dr JS MLM	Ga-Matjila
520.	50	0000 0	JR	3614	Dr JS MLM	Municipa l	Dr JS MLM	Ga-Matjila
521.	34	0000 0	JR	4575	Dr JS MLM	Municipa l	Dr JS MLM	Mmantlole

Num berin g	Erf No	Port ion	Maj Regi on	Sqm	Gov Owner	OwnerC at	Owner Name	Town Name
522.	99	0000 0	JR	4489	Dr JS MLM	Municipa l	Dr JS MLM	Mmantlole
523.	100	0000 0	JR	4303	Dr JS MLM	Municipa l	Dr JS MLM	Mmantlole
524.	280	0000 0	JR	2504	Dr JS MLM	Municipa l	Dr JS MLM	Thoboshi Park
525.	269	0000 0	JR	1979	Dr JS MLM	Municipa l	Dr JS MLM	Thoboshi Park
526.	192	0000 0	JR	2464	Dr JS MLM	Municipa l	Dr JS MLM	Thoboshi Park
527.	238	0000 0	JR	1878	Dr JS MLM	Municipa l	Dr JS MLM	Thoboshi Park
528.	314	0000 0	JR	2023	Dr JS MLM	Municipa l	Dr JS MLM	Thoboshi Park
529.	279	0000 0	JR	2444	Dr JS MLM	Municipa l	Dr JS MLM	Thoboshi Park
530.	268	0000 0	JR	1950	Dr JS MLM	Municipa l	Dr JS MLM	Thoboshi Park
531.	189	0000 0	JR	2562	Dr JS MLM	Municipa l	Dr JS MLM	Thoboshi Park
532.	318	0000 0	JR	1736	Dr JS MLM	Municipa l	Dr JS MLM	Thoboshi Park
533.	167	0000 0	JR	2474	Dr JS MLM	Municipa l	Dr JS MLM	Thoboshi Park
534.	219	0000 0	JR	2570	Dr JS MLM	Municipa l	Dr JS MLM	Thoboshi Park
535.	270	0000 0	JR	2005	Dr JS MLM	Municipa l	Dr JS MLM	Thoboshi Park
536.	125	0000 0	JR	2456	Dr JS MLM	Municipa l	Dr JS MLM	Thoboshi Park
537.	193	0000 0	JR	2493	Dr JS MLM	Municipa l	Dr JS MLM	Thoboshi Park
538.	147	0000 0	JR	2618	Dr JS MLM	Municipa l	Dr JS MLM	Thoboshi Park
539.	267	0000 0	JR	1976	Dr JS MLM	Municipa l	Dr JS MLM	Thoboshi Park

FINAL IDP REVIEW 2019/2020 FY

Num berin g	Erf No	Port ion	Maj Regi on	Sqm	Gov Owner	OwnerC at	Owner Name	Town Name
540.	126	0000 0	JR	2410	Dr JS MLM	Municipa l	Dr JS MLM	Thoboshi Park
541.	234	0000 0	JR	1893	Dr JS MLM	Municipa l	Dr JS MLM	Thoboshi Park
542.	188	0000 0	JR	2573	Dr JS MLM	Municipa l	Dr JS MLM	Thoboshi Park
543.	271	0000 0	JR	1897	Dr JS MLM	Municipa l	Dr JS MLM	Thoboshi Park
544.	146	0000 0	JR	2562	Dr JS MLM	Municipa l	Dr JS MLM	Thoboshi Park
545.	170	0000 0	JR	2742	Dr JS MLM	Municipa l	Dr JS MLM	Thoboshi Park
546.	266	0000 0	JR	1870	Dr JS MLM	Municipa l	Dr JS MLM	Thoboshi Park
547.	148	0000 0	JR	2589	Dr JS MLM	Municipa l	Dr JS MLM	Thoboshi Park
548.	310	0000 0	JR	1908	Dr JS MLM	Municipa l	Dr JS MLM	Thoboshi Park
549.	128	0000 0	JR	2413	Dr JS MLM	Municipa l	Dr JS MLM	Thoboshi Park
550.	187	0000 0	JR	2602	Dr JS MLM	Municipa l	Dr JS MLM	Thoboshi Park
551.	165	0000 0	JR	2461	Dr JS MLM	Municipa l	Dr JS MLM	Thoboshi Park
552.	43	0000 0	JR	2535	Dr JS MLM	Municipa l	Dr JS MLM	Thoboshi Park
553.	59	0000 0	JR	2546	Dr JS MLM	Municipa l	Dr JS MLM	Thoboshi Park
554.	26	0000 0	JR	2752	Dr JS MLM	Municipa l	Dr JS MLM	Thoboshi Park
555.	24	0000 0	JR	2509	Dr JS MLM	Municipa l	Dr JS MLM	Thoboshi Park
556.	57	0000 0	JR	2479	Dr JS MLM	Municipa l	Dr JS MLM	Thoboshi Park
557.	73	0000 0	JR	2538	Dr JS MLM	Municipa l	Dr JS MLM	Thoboshi Park

Num berin g	Erf No	Port ion	Maj Regi on	Sqm	Gov Owner	OwnerC at	Owner Name	Town Name
558.	95	0000 0	JR	2585	Dr JS MLM	Municipa l	Dr JS MLM	Thoboshi Park
559.	109	0000 0	JR	2856	Dr JS MLM	Municipa l	Dr JS MLM	Thoboshi Park
560.	40	0000 0	JR	2699	Dr JS MLM	Municipa l	Dr JS MLM	Thoboshi Park
561.	62	0000 0	JR	2423	Dr JS MLM	Municipa l	Dr JS MLM	Thoboshi Park
562.	56	0000 0	JR	2533	Dr JS MLM	Municipa l	Dr JS MLM	Thoboshi Park
563.	37	0000 0	JR	2043	Dr JS MLM	Municipa l	Dr JS MLM	Thoboshi Park
564.	74	0000 0	JR	2473	Dr JS MLM	Municipa l	Dr JS MLM	Thoboshi Park
565.	72	0000 0	JR	2664	Dr JS MLM	Municipa l	Dr JS MLM	Thoboshi Park
566.	39	0000 0	JR	2637	Dr JS MLM	Municipa l	Dr JS MLM	Thoboshi Park
567.	110	0000 0	JR	2787	Dr JS MLM	Municipa l	Dr JS MLM	Thoboshi Park
568.	55	0000 0	JR	2404	Dr JS MLM	Municipa l	Dr JS MLM	Thoboshi Park
569.	75	0000 0	JR	2560	Dr JS MLM	Municipa l	Dr JS MLM	Thoboshi Park
570.	93	0000 0	JR	2835	Dr JS MLM	Municipa l	Dr JS MLM	Thoboshi Park
571.	64	0000 0	JR	2552	Dr JS MLM	Municipa l	Dr JS MLM	Thoboshi Park
572.	54	0000 0	JR	2589	Dr JS MLM	Municipa l	Dr JS MLM	Thoboshi Park
573.	13	0000 0	JR	1933	Dr JS MLM	Municipa l	Dr JS MLM	Ga-Matjila
574.	134	0000 0	JR	3062	Dr JS MLM	Municipa l	Dr JS MLM	Ga-Matjila
575.	130	0000 0	JR	4311	Dr JS MLM	Municipa l	Dr JS MLM	Ga-Matjila

FINAL IDP REVIEW 2019/2020 FY

Num berin g	Erf No	Port ion	Maj Regi on	Sqm	Gov Owner	OwnerC at	Owner Name	Town Name
576.	122	0000 0	JR	4770	Dr JS MLM	Municipa l	Dr JS MLM	Ga-Matjila
577.	128	0000 0	JR	4536	Dr JS MLM	Municipa l	Dr JS MLM	Ga-Matjila
578.	126	0000 0	JR	3905	Dr JS MLM	Municipa l	Dr JS MLM	Ga-Matjila
579.	69	0000 0	JR	1986	Dr JS MLM	Municipa l	Dr JS MLM	Ga-Matjila
580.	108	0000 0	JR	4287	Dr JS MLM	Municipa l	Dr JS MLM	Ga-Matjila
581.	117	0000 0	JR	2457	Dr JS MLM	Municipa l	Dr JS MLM	Ga-Matjila
582.	110	0000 0	JR	4546	Dr JS MLM	Municipa l	Dr JS MLM	Ga-Matjila
583.	111	0000 0	JR	4390	Dr JS MLM	Municipa l	Dr JS MLM	Ga-Matjila
584.	113	0000 0	JR	3583	Dr JS MLM	Municipa l	Dr JS MLM	Ga-Matjila
585.	112	0000 0	JR	3215	Dr JS MLM	Municipa l	Dr JS MLM	Ga-Matjila
586.	102	0000 0	JR	4223	Dr JS MLM	Municipa l	Dr JS MLM	Ga-Matjila
587.	103	0000 0	JR	4580	Dr JS MLM	Municipa l	Dr JS MLM	Ga-Matjila
588.	104	0000 0	JR	4873	Dr JS MLM	Municipa l	Dr JS MLM	Ga-Matjila
589.	14	0000 0	JR	1509	Dr JS MLM	Municipa l	Dr JS MLM	Ga-Matjila
590.	21	0000 0	JR	3210	Dr JS MLM	Municipa l	Dr JS MLM	Ga-Matjila
591.	33	0000 0	JR	2632	Dr JS MLM	Municipa l	Dr JS MLM	Ga-Matjila
592.	38	0000 0	JR	3018	Dr JS MLM	Municipa l	Dr JS MLM	Ga-Matjila
593.	36	0000 0	JR	3804	Dr JS MLM	Municipa l	Dr JS MLM	Ga-Matjila

Num berin g	Erf No	Port ion	Maj Regi on	Sqm	Gov Owner	OwnerC at	Owner Name	Town Name
594.	11	0000 0	JR	2571	Dr JS MLM	Municipa l	Dr JS MLM	Ga-Matjila
595.	10	0000 0	JR	2741	Dr JS MLM	Municipa l	Dr JS MLM	Ga-Matjila
596.	9	0000 0	JR	4057	Dr JS MLM	Municipa l	Dr JS MLM	Ga-Matjila
597.	2	0000 0	JR	3881	Dr JS MLM	Municipa l	Dr JS MLM	Ga-Matjila
598.	8	0000 0	JR	3973	Dr JS MLM	Municipa l	Dr JS MLM	Ga-Matjila
599.	42	0000 0	JR	3438	Dr JS MLM	Municipa l	Dr JS MLM	Ga-Matjila
600.	27	0000 0	JR	1886	Dr JS MLM	Municipa l	Dr JS MLM	Ga-Matjila
601.	190	0000 0	JS	11951	Dr JS MLM	Municipa l	Dr JS MLM	Siyabuswa- C
602.	28	0000 0	JR	4307	Dr JS MLM	Municipa l	Dr JS MLM	Ga-Matjila
603.	305	0000 0	JR	1989	Dr JS MLM	Municipa l	Dr JS MLM	Thoboshi Park
604.	231	0000 0	JR	2027	Dr JS MLM	Municipa l	Dr JS MLM	Thoboshi Park
605.	186	0000 0	JR	2379	Dr JS MLM	Municipa l	Dr JS MLM	Thoboshi Park
606.	200	0000 0	JR	2446	Dr JS MLM	Municipa l	Dr JS MLM	Thoboshi Park
607.	87	0000 0	JR	2406	Dr JS MLM	Municipa l	Dr JS MLM	Ga-Matjila
608.	162	0000 0	JR	2571	Dr JS MLM	Municipa l	Dr JS MLM	Thoboshi Park
609.	118	0000 0	JR	2585	Dr JS MLM	Municipa l	Dr JS MLM	Thoboshi Park
610.	228	0000 0	JR	1921	Dr JS MLM	Municipa l	Dr JS MLM	Thoboshi Park
611.	303	0000 0	JR	2000	Dr JS MLM	Municipa l	Dr JS MLM	Thoboshi Park

FINAL IDP REVIEW 2019/2020 FY

Num berin g	Erf No	Port ion	Maj Regi on	Sqm	Gov Owner	OwnerC at	Owner Name	Town Name
612.	159	0000 0	JR	2354	Dr JS MLM	Municipa l	Dr JS MLM	Thoboshi Park
613.	199	0000 0	JR	2762	Dr JS MLM	Municipa l	Dr JS MLM	Thoboshi Park
614.	307	0000 0	JR	2103	Dr JS MLM	Municipa l	Dr JS MLM	Thoboshi Park
615.	139	0000 0	JR	2447	Dr JS MLM	Municipa l	Dr JS MLM	Thoboshi Park
616.	259	0000 0	JR	1987	Dr JS MLM	Municipa l	Dr JS MLM	Thoboshi Park
617.	163	0000 0	JR	2566	Dr JS MLM	Municipa l	Dr JS MLM	Thoboshi Park
618.	224	0000 0	JR	1925	Dr JS MLM	Municipa l	Dr JS MLM	Thoboshi Park
619.	176	0000 0	JR	2489	Dr JS MLM	Municipa l	Dr JS MLM	Thoboshi Park
620.	141	0000 0	JR	2499	Dr JS MLM	Municipa l	Dr JS MLM	Thoboshi Park
621.	302	0000 0	JR	2009	Dr JS MLM	Municipa l	Dr JS MLM	Thoboshi Park
622.	311	0000 0	JR	1793	Dr JS MLM	Municipa l	Dr JS MLM	Thoboshi Park
623.	236	0000 0	JR	2046	Dr JS MLM	Municipa l	Dr JS MLM	Thoboshi Park
624.	194	0000 0	JR	2540	Dr JS MLM	Municipa l	Dr JS MLM	Thoboshi Park
625.	256	0000 0	JR	1963	Dr JS MLM	Municipa l	Dr JS MLM	Thoboshi Park
626.	158	0000 0	JR	2355	Dr JS MLM	Municipa l	Dr JS MLM	Thoboshi Park
627.	198	0000 0	JR	2623	Dr JS MLM	Municipa l	Dr JS MLM	Thoboshi Park
628.	223	0000 0	JR	1951	Dr JS MLM	Municipa l	Dr JS MLM	Thoboshi Park
629.	138	0000 0	JR	2345	Dr JS MLM	Municipa l	Dr JS MLM	Thoboshi Park

Num berin g	Erf No	Port ion	Maj Regi on	Sqm	Gov Owner	OwnerC at	Owner Name	Town Name
630.	260	0000 0	JR	1989	Dr JS MLM	Municipa l	Dr JS MLM	Thoboshi Park
631.	225	0000 0	JR	2042	Dr JS MLM	Municipa l	Dr JS MLM	Thoboshi Park
632.	177	0000 0	JR	2378	Dr JS MLM	Municipa l	Dr JS MLM	Thoboshi Park
633.	301	0000 0	JR	2004	Dr JS MLM	Municipa l	Dr JS MLM	Thoboshi Park
634.	154	0000 0	JR	2686	Dr JS MLM	Municipa l	Dr JS MLM	Thoboshi Park
635.	197	0000 0	JR	2767	Dr JS MLM	Municipa l	Dr JS MLM	Thoboshi Park
636.	237	0000 0	JR	1937	Dr JS MLM	Municipa l	Dr JS MLM	Thoboshi Park
637.	129	0000 0	JR	2251	Dr JS MLM	Municipa l	Dr JS MLM	Thoboshi Park
638.	123	0000 0	JR	2630	Dr JS MLM	Municipa l	Dr JS MLM	Thoboshi Park
639.	264	0000 0	JR	1893	Dr JS MLM	Municipa l	Dr JS MLM	Thoboshi Park
640.	185	0000 0	JR	2360	Dr JS MLM	Municipa l	Dr JS MLM	Thoboshi Park
641.	150	0000 0	JR	2628	Dr JS MLM	Municipa l	Dr JS MLM	Thoboshi Park
642.	262	0000 0	JR	1957	Dr JS MLM	Municipa l	Dr JS MLM	Thoboshi Park
643.	120	0000 0	JR	2570	Dr JS MLM	Municipa l	Dr JS MLM	Thoboshi Park
644.	113	0000 0	JR	2484	Dr JS MLM	Municipa l	Dr JS MLM	Thoboshi Park
645.	161	0000 0	JR	2716	Dr JS MLM	Municipa l	Dr JS MLM	Thoboshi Park
646.	304	0000 0	JR	1990	Dr JS MLM	Municipa l	Dr JS MLM	Thoboshi Park
647.	182	0000 0	JR	2402	Dr JS MLM	Municipa l	Dr JS MLM	Thoboshi Park

FINAL IDP REVIEW 2019/2020 FY

Num berin g	Erf No	Port ion	Maj Regi on	Sqm	Gov Owner	OwnerC at	Owner Name	Town Name
648.	114	0000 0	JR	2615	Dr JS MLM	Municipa l	Dr JS MLM	Thoboshi Park
649.	135	0000 0	JR	2165	Dr JS MLM	Municipa l	Dr JS MLM	Ga-Matjila
650.	20	0000 0	JR	2213	Dr JS MLM	Municipa l	Dr JS MLM	Ga-Matjila
651.	83	0000 0	JR	3668	Dr JS MLM	Municipa l	Dr JS MLM	Ga-Matjila
652.	89	0000 0	JR	3731	Dr JS MLM	Municipa l	Dr JS MLM	Ga-Matjila
653.	81	0000 0	JR	4899	Dr JS MLM	Municipa l	Dr JS MLM	Ga-Matjila
654.	71	0000 0	JR	4657	Dr JS MLM	Municipa l	Dr JS MLM	Ga-Matjila
655.	79	0000 0	JR	4503	Dr JS MLM	Municipa l	Dr JS MLM	Ga-Matjila
656.	73	0000 0	JR	4606	Dr JS MLM	Municipa l	Dr JS MLM	Ga-Matjila
657.	77	0000 0	JR	2891	Dr JS MLM	Municipa l	Dr JS MLM	Ga-Matjila
658.	222	0000 0	JR	1950	Dr JS MLM	Municipa l	Dr JS MLM	thoboshi Park
659.	137	0000 0	JR	2326	Dr JS MLM	Municipa l	Dr JS MLM	thoboshi Park
660.	36	0000 0	JR	2169	Dr JS MLM	Municipa l	Dr JS MLM	Mmantlole
661.	37	0000 0	JR	1699	Dr JS MLM	Municipa l	Dr JS MLM	Mmantlole
662.	24	0000 0	JR	2944	Dr JS MLM	Municipa l	Dr JS MLM	Petsaneng
663.	151	0000 0	JR	2914	Dr JS MLM	Municipa l	Dr JS MLM	Petsaneng
664.	160	0000 0	JR	2373	Dr JS MLM	Municipa l	Dr JS MLM	Petsaneng
665.	157	0000 0	JR	2519	Dr JS MLM	Municipa l	Dr JS MLM	Petsaneng

Num berin g	Erf No	Port ion	Maj Regi on	Sqm	Gov Owner	OwnerC at	Owner Name	Town Name
666.	166	0000 0	JR	2545	Dr JS MLM	Municipa l	Dr JS MLM	Petsaneng
667.	2	0000 0	JR	2267	Dr JS MLM	Municipa l	Dr JS MLM	Petsaneng
668.	10	0000 0	JR	2526	Dr JS MLM	Municipa l	Dr JS MLM	Petsaneng
669.	55	0000 0	JR	2526	Dr JS MLM	Municipa l	Dr JS MLM	Petsaneng
670.	41	0000 0	JR	2810	Dr JS MLM	Municipa l	Dr JS MLM	Petsaneng
671.	150	0000 0	JR	2834	Dr JS MLM	Municipa l	Dr JS MLM	Petsaneng
672.	25	0000 0	JR	3884	Dr JS MLM	Municipa l	Dr JS MLM	Petsaneng
673.	63	0000 0	JR	2911	Dr JS MLM	Municipa l	Dr JS MLM	Petsaneng
674.	64	0000 0	JR	2578	Dr JS MLM	Municipa l	Dr JS MLM	Petsaneng
675.	66	0000 0	JR	2546	Dr JS MLM	Municipa l	Dr JS MLM	Petsaneng
676.	67	0000 0	JR	2581	Dr JS MLM	Municipa l	Dr JS MLM	Petsaneng
677.	68	0000 0	JR	2650	Dr JS MLM	Municipa l	Dr JS MLM	Petsaneng
678.	69	0000 0	JR	3091	Dr JS MLM	Municipa l	Dr JS MLM	Petsaneng
679.	217	0000 0	JR	2277	Dr JS MLM	Municipa l	Dr JS MLM	Petsaneng
680.	216	0000 0	JR	2307	Dr JS MLM	Municipa l	Dr JS MLM	Petsaneng
681.	92	0000 0	JR	2127	Dr JS MLM	Municipa l	Dr JS MLM	Petsaneng
682.	93	0000 0	JR	2044	Dr JS MLM	Municipa l	Dr JS MLM	Petsaneng
683.	94	0000 0	JR	2071	Dr JS MLM	Municipa l	Dr JS MLM	Petsaneng

FINAL IDP REVIEW 2019/2020 FY

Num berin g	Erf No	Port ion	Maj Regi on	Sqm	Gov Owner	OwnerC at	Owner Name	Town Name
684.	95	0000 0	JR	2039	Dr JS MLM	Municipa l	Dr JS MLM	Petsaneng
685.	96	0000 0	JR	2060	Dr JS MLM	Municipa l	Dr JS MLM	Petsaneng
686.	254	0000 0	JR	2061	Dr JS MLM	Municipa l	Dr JS MLM	Petsaneng
687.	105	0000 0	JR	2538	Dr JS MLM	Municipa l	Dr JS MLM	Petsaneng
688.	84	0000 0	JR	2596	Dr JS MLM	Municipa l	Dr JS MLM	Petsaneng
689.	85	0000 0	JR	2550	Dr JS MLM	Municipa l	Dr JS MLM	Petsaneng
690.	87	0000 0	JR	2534	Dr JS MLM	Municipa l	Dr JS MLM	Petsaneng
691.	89	0000 0	JR	2664	Dr JS MLM	Municipa l	Dr JS MLM	Petsaneng
692.	80	0000 0	JR	2364	Dr JS MLM	Municipa l	Dr JS MLM	Petsaneng
693.	82	0000 0	JR	2490	Dr JS MLM	Municipa l	Dr JS MLM	Petsaneng
694.	83	0000 0	JR	2845	Dr JS MLM	Municipa l	Dr JS MLM	Petsaneng
695.	231	0000 0	JR	2509	Dr JS MLM	Municipa l	Dr JS MLM	Petsaneng
696.	229	0000 0	JR	2195	Dr JS MLM	Municipa l	Dr JS MLM	Petsaneng
697.	228	0000 0	JR	2304	Dr JS MLM	Municipa l	Dr JS MLM	Petsaneng
698.	227	0000 0	JR	2255	Dr JS MLM	Municipa l	Dr JS MLM	Petsaneng
699.	226	0000 0	JR	2277	Dr JS MLM	Municipa l	Dr JS MLM	Petsaneng
700.	97	0000 0	JR	2178	Dr JS MLM	Municipa l	Dr JS MLM	Petsaneng
701.	247	0000 0	JR	2488	Dr JS MLM	Municipa l	Dr JS MLM	Petsaneng

Num berin g	Erf No	Port ion	Maj Regi on	Sqm	Gov Owner	OwnerC at	Owner Name	Town Name
702.	250	0000 0	JR	2213	Dr JS MLM	Municipa l	Dr JS MLM	Petsaneng
703.	251	0000 0	JR	2204	Dr JS MLM	Municipa l	Dr JS MLM	Petsaneng
704.	253	0000 0	JR	2160	Dr JS MLM	Municipa l	Dr JS MLM	Petsaneng
705.	90	0000 0	JR	2690	Dr JS MLM	Municipa l	Dr JS MLM	Petsaneng
706.	91	0000 0	JR	2863	Dr JS MLM	Municipa l	Dr JS MLM	Petsaneng
707.	246	0000 0	JR	2667	Dr JS MLM	Municipa l	Dr JS MLM	Petsaneng
708.	245	0000 0	JR	2826	Dr JS MLM	Municipa l	Dr JS MLM	Petsaneng
709.	243	0000 0	JR	2653	Dr JS MLM	Municipa l	Dr JS MLM	Petsaneng
710.	240	0000 0	JR	2484	Dr JS MLM	Municipa l	Dr JS MLM	Petsaneng
711.	104	0000 0	JR	2386	Dr JS MLM	Municipa l	Dr JS MLM	Petsaneng
712.	77	0000 0	JR	2662	Dr JS MLM	Municipa l	Dr JS MLM	Petsaneng
713.	78	0000 0	JR	2377	Dr JS MLM	Municipa l	Dr JS MLM	Petsaneng
714.	232	0000 0	JR	2725	Dr JS MLM	Municipa l	Dr JS MLM	Petsaneng
715.	233	0000 0	JR	2490	Dr JS MLM	Municipa l	Dr JS MLM	Petsaneng
716.	234	0000 0	JR	2430	Dr JS MLM	Municipa l	Dr JS MLM	Petsaneng
717.	235	0000 0	JR	2441	Dr JS MLM	Municipa l	Dr JS MLM	Petsaneng
718.	236	0000 0	JR	2381	Dr JS MLM	Municipa l	Dr JS MLM	Petsaneng
719.	238	0000 0	JR	2108	Dr JS MLM	Municipa l	Dr JS MLM	Petsaneng

FINAL IDP REVIEW 2019/2020 FY

Num berin g	Erf No	Port ion	Maj Regi on	Sqm	Gov Owner	OwnerC at	Owner Name	Town Name
720.	103	0000 0	JR	2238	Dr JS MLM	Municipa l	Dr JS MLM	Petsaneng
721.	74	0000 0	JR	2543	Dr JS MLM	Municipa l	Dr JS MLM	Petsaneng
722.	72	0000 0	JR	2526	Dr JS MLM	Municipa l	Dr JS MLM	Petsaneng
723.	230	0000 0	JR	2735	Dr JS MLM	Municipa l	Dr JS MLM	Petsaneng
724.	225	0000 0	JR	2339	Dr JS MLM	Municipa l	Dr JS MLM	Petsaneng
725.	224	0000 0	JR	2386	Dr JS MLM	Municipa l	Dr JS MLM	Petsaneng
726.	223	0000 0	JR	2345	Dr JS MLM	Municipa l	Dr JS MLM	Petsaneng
727.	222	0000 0	JR	1935	Dr JS MLM	Municipa l	Dr JS MLM	Petsaneng
728.	8	0000 0	JR	2134	Dr JS MLM	Municipa l	Dr JS MLM	Petsaneng
729.	44	0000 0	JR	2435	Dr JS MLM	Municipa l	Dr JS MLM	Petsaneng
730.	48	0000 0	JR	2289	Dr JS MLM	Municipa l	Dr JS MLM	Petsaneng
731.	49	0000 0	JR	2243	Dr JS MLM	Municipa l	Dr JS MLM	Petsaneng
732.	198	0000 0	JR	2207	Dr JS MLM	Municipa l	Dr JS MLM	Petsaneng
733.	200	0000 0	JR	2292	Dr JS MLM	Municipa l	Dr JS MLM	Petsaneng
734.	203	0000 0	JR	2295	Dr JS MLM	Municipa l	Dr JS MLM	Petsaneng
735.	176	0000 0	JR	2665	Dr JS MLM	Municipa l	Dr JS MLM	Petsaneng
736.	18	0000 0	JR	2799	Dr JS MLM	Municipa l	Dr JS MLM	Petsaneng
737.	171	0000 0	JR	2779	Dr JS MLM	Municipa l	Dr JS MLM	Petsaneng

Num berin g	Erf No	Port ion	Maj Regi on	Sqm	Gov Owner	OwnerC at	Owner Name	Town Name
738.	15	0000 0	JR	2717	Dr JS MLM	Municipa l	Dr JS MLM	Petsaneng
739.	36	0000 0	JR	2649	Dr JS MLM	Municipa l	Dr JS MLM	Petsaneng
740.	47	0000 0	JR	2556	Dr JS MLM	Municipa l	Dr JS MLM	Petsaneng
741.	184	0000 0	JR	2384	Dr JS MLM	Municipa l	Dr JS MLM	Petsaneng
742.	183	0000 0	JR	2128	Dr JS MLM	Municipa l	Dr JS MLM	Petsaneng
743.	182	0000 0	JR	2175	Dr JS MLM	Municipa l	Dr JS MLM	Petsaneng
744.	181	0000 0	JR	2248	Dr JS MLM	Municipa l	Dr JS MLM	Petsaneng
745.	29	0000 0	JR	2683	Dr JS MLM	Municipa l	Dr JS MLM	Petsaneng
746.	4	0000 0	JR	2467	Dr JS MLM	Municipa l	Dr JS MLM	Petsaneng
747.	39	0000 0	JR	2511	Dr JS MLM	Municipa l	Dr JS MLM	Petsaneng
748.	23	0000 0	JR	2864	Dr JS MLM	Municipa l	Dr JS MLM	Petsaneng
749.	158	0000 0	JR	2415	Dr JS MLM	Municipa l	Dr JS MLM	Petsaneng
750.	167	0000 0	JR	2608	Dr JS MLM	Municipa l	Dr JS MLM	Petsaneng
751.	3	0000 0	JR	2609	Dr JS MLM	Municipa l	Dr JS MLM	Petsaneng
752.	11	0000 0	JR	2637	Dr JS MLM	Municipa l	Dr JS MLM	Petsaneng
753.	40	0000 0	JR	2654	Dr JS MLM	Municipa l	Dr JS MLM	Petsaneng
754.	54	0000 0	JR	2554	Dr JS MLM	Municipa l	Dr JS MLM	Petsaneng
755.	165	0000 0	JR	2554	Dr JS MLM	Municipa l	Dr JS MLM	Petsaneng

FINAL IDP REVIEW 2019/2020 FY

Num berin g	Erf No	Port ion	Maj Regi on	Sqm	Gov Owner	OwnerC at	Owner Name	Town Name
756.	9	0000 0	JR	2438	Dr JS MLM	Municipa l	Dr JS MLM	Petsaneng
757.	1	0000 0	JR	3595	Dr JS MLM	Municipa l	Dr JS MLM	Petsaneng
758.	62	0000 0	JR	2939	Dr JS MLM	Municipa l	Dr JS MLM	Petsaneng
759.	61	0000 0	JR	2590	Dr JS MLM	Municipa l	Dr JS MLM	Petsaneng
760.	59	0000 0	JR	2473	Dr JS MLM	Municipa l	Dr JS MLM	Petsaneng
761.	57	0000 0	JR	2486	Dr JS MLM	Municipa l	Dr JS MLM	Petsaneng
762.	53	0000 0	JR	2371	Dr JS MLM	Municipa l	Dr JS MLM	Petsaneng
763.	149	0000 0	JR	3135	Dr JS MLM	Municipa l	Dr JS MLM	Petsaneng
764.	214	0000 0	JR	2275	Dr JS MLM	Municipa l	Dr JS MLM	Petsaneng
765.	215	0000 0	JR	2388	Dr JS MLM	Municipa l	Dr JS MLM	Petsaneng
766.	219	0000 0	JR	2304	Dr JS MLM	Municipa l	Dr JS MLM	Petsaneng
767.	220	0000 0	JR	2278	Dr JS MLM	Municipa l	Dr JS MLM	Petsaneng
768.	56	0000 0	JR	2880	Dr JS MLM	Municipa l	Dr JS MLM	Petsaneng
769.	212	0000 0	JR	2628	Dr JS MLM	Municipa l	Dr JS MLM	Petsaneng
770.	210	0000 0	JR	2255	Dr JS MLM	Municipa l	Dr JS MLM	Petsaneng
771.	209	0000 0	JR	2222	Dr JS MLM	Municipa l	Dr JS MLM	Petsaneng
772.	208	0000 0	JR	2227	Dr JS MLM	Municipa l	Dr JS MLM	Petsaneng
773.	207	0000 0	JR	2302	Dr JS MLM	Municipa l	Dr JS MLM	Petsaneng

Num berin g	Erf No	Port ion	Maj Regi on	Sqm	Gov Owner	OwnerC at	Owner Name	Town Name
774.	206	0000 0	JR	2317	Dr JS MLM	Municipa l	Dr JS MLM	Petsaneng
775.	204	0000 0	JR	2787	Dr JS MLM	Municipa l	Dr JS MLM	Petsaneng
776.	50	0000 0	JR	2504	Dr JS MLM	Municipa l	Dr JS MLM	Petsaneng
777.	196	0000 0	JR	2230	Dr JS MLM	Municipa l	Dr JS MLM	Petsaneng
778.	195	0000 0	JR	2217	Dr JS MLM	Municipa l	Dr JS MLM	Petsaneng
779.	193	0000 0	JR	2225	Dr JS MLM	Municipa l	Dr JS MLM	Petsaneng
780.	192	0000 0	JR	2389	Dr JS MLM	Municipa l	Dr JS MLM	Petsaneng
781.	178	0000 0	JR	2377	Dr JS MLM	Municipa l	Dr JS MLM	Petsaneng
782.	19	0000 0	JR	2833	Dr JS MLM	Municipa l	Dr JS MLM	Petsaneng
783.	6	0000 0	JR	2426	Dr JS MLM	Municipa l	Dr JS MLM	Petsaneng
784.	14	0000 0	JR	2653	Dr JS MLM	Municipa l	Dr JS MLM	Petsaneng
785.	37	0000 0	JR	2539	Dr JS MLM	Municipa l	Dr JS MLM	Petsaneng
786.	51	0000 0	JR	2475	Dr JS MLM	Municipa l	Dr JS MLM	Petsaneng
787.	170	0000 0	JR	3028	Dr JS MLM	Municipa l	Dr JS MLM	Petsaneng
788.	179	0000 0	JR	2430	Dr JS MLM	Municipa l	Dr JS MLM	Petsaneng
789.	174	0000 0	JR	2641	Dr JS MLM	Municipa l	Dr JS MLM	Petsaneng
790.	186	0000 0	JR	2447	Dr JS MLM	Municipa l	Dr JS MLM	Petsaneng
791.	187	0000 0	JR	2457	Dr JS MLM	Municipa l	Dr JS MLM	Petsaneng

FINAL IDP REVIEW 2019/2020 FY

Num berin g	Erf No	Port ion	Maj Regi on	Sqm	Gov Owner	OwnerC at	Owner Name	Town Name
792.	190	0000 0	JR	2315	Dr JS MLM	Municipa l	Dr JS MLM	Petsaneng
793.	5	0000 0	JR	2595	Dr JS MLM	Municipa l	Dr JS MLM	Petsaneng
794.	13	0000 0	JR	2584	Dr JS MLM	Municipa l	Dr JS MLM	Petsaneng
795.	21	0000 0	JR	2762	Dr JS MLM	Municipa l	Dr JS MLM	Petsaneng
796.	30	0000 0	JR	2543	Dr JS MLM	Municipa l	Dr JS MLM	Petsaneng
797.	38	0000 0	JR	2621	Dr JS MLM	Municipa l	Dr JS MLM	Petsaneng
798.	45	0000 0	JR	2512	Dr JS MLM	Municipa l	Dr JS MLM	Petsaneng
799.	52	0000 0	JR	2443	Dr JS MLM	Municipa l	Dr JS MLM	Petsaneng
800.	169	0000 0	JR	2903	Dr JS MLM	Municipa l	Dr JS MLM	Petsaneng
801.	138	0000 0	JR	2728	Dr JS MLM	Municipa l	Dr JS MLM	Petsaneng
802.	137	0000 0	JR	2802	Dr JS MLM	Municipa l	Dr JS MLM	Petsaneng
803.	136	0000 0	JR	2448	Dr JS MLM	Municipa l	Dr JS MLM	Petsaneng
804.	142	0000 0	JR	2041	Dr JS MLM	Municipa l	Dr JS MLM	Petsaneng
805.	145	0000 0	JR	2695	Dr JS MLM	Municipa l	Dr JS MLM	Petsaneng
806.	191	0000 0	JR	2288	Dr JS MLM	Municipa l	Dr JS MLM	Petsaneng
807.	185	0000 0	JR	2364	Dr JS MLM	Municipa l	Dr JS MLM	Petsaneng
808.	162	0000 0	JR	2389	Dr JS MLM	Municipa l	Dr JS MLM	Petsaneng
809.	164	0000 0	JR	2582	Dr JS MLM	Municipa l	Dr JS MLM	Petsaneng

Num berin g	Erf No	Port ion	Maj Regi on	Sqm	Gov Owner	OwnerC at	Owner Name	Town Name
810.	148	0000 0	JR	2136	Dr JS MLM	Municipa l	Dr JS MLM	Petsaneng
811.	154	0000 0	JR	2735	Dr JS MLM	Municipa l	Dr JS MLM	Petsaneng
812.	163	0000 0	JR	2669	Dr JS MLM	Municipa l	Dr JS MLM	Petsaneng
813.	139	0000 0	JR	3243	Dr JS MLM	Municipa l	Dr JS MLM	Petsaneng
814.	132	0000 0	JR	3653	Dr JS MLM	Municipa l	Dr JS MLM	Petsaneng
815.	133	0000 0	JR	2823	Dr JS MLM	Municipa l	Dr JS MLM	Petsaneng
816.	134	0000 0	JR	2782	Dr JS MLM	Municipa l	Dr JS MLM	Petsaneng
817.	135	0000 0	JR	2343	Dr JS MLM	Municipa l	Dr JS MLM	Petsaneng
818.	144	0000 0	JR	2487	Dr JS MLM	Municipa l	Dr JS MLM	Petsaneng
819.	112	0000 0	JR	2573	Dr JS MLM	Municipa l	Dr JS MLM	Petsaneng
820.	111	0000 0	JR	2308	Dr JS MLM	Municipa l	Dr JS MLM	Petsaneng
821.	117	0000 0	JR	1990	Dr JS MLM	Municipa l	Dr JS MLM	Petsaneng
822.	125	0000 0	JR	1976	Dr JS MLM	Municipa l	Dr JS MLM	Petsaneng
823.	116	0000 0	JR	3100	Dr JS MLM	Municipa l	Dr JS MLM	Petsaneng
824.	110	0000 0	JR	3757	Dr JS MLM	Municipa l	Dr JS MLM	Petsaneng
825.	118	0000 0	JR	1833	Dr JS MLM	Municipa l	Dr JS MLM	Petsaneng
826.	123	0000 0	JR	1560	Dr JS MLM	Municipa l	Dr JS MLM	Petsaneng
827.	130	0000 0	JR	2257	Dr JS MLM	Municipa l	Dr JS MLM	Petsaneng

FINAL IDP REVIEW 2019/2020 FY

Num berin g	Erf No	Port ion	Maj Regi on	Sqm	Gov Owner	OwnerC at	Owner Name	Town Name
828.	109	0000 0	JR	4017	Dr JS MLM	Municipa l	Dr JS MLM	Petsaneng
829.	122	0000 0	JR	1761	Dr JS MLM	Municipa l	Dr JS MLM	Petsaneng
830.	129	0000 0	JR	2260	Dr JS MLM	Municipa l	Dr JS MLM	Petsaneng
831.	108	0000 0	JR	3542	Dr JS MLM	Municipa l	Dr JS MLM	Petsaneng
832.	113	0000 0	JR	2771	Dr JS MLM	Municipa l	Dr JS MLM	Petsaneng
833.	114	0000 0	JR	2503	Dr JS MLM	Municipa l	Dr JS MLM	Petsaneng
834.	121	0000 0	JR	1882	Dr JS MLM	Municipa l	Dr JS MLM	Petsaneng
835.	194	0000 0	JR	2191	Dr JS MLM	Municipa l	Dr JS MLM	Petsaneng
836.	46	0000 0	JR	2523	Dr JS MLM	Municipa l	Dr JS MLM	Petsaneng
837.	98	0000 0	JR	2170	Dr JS MLM	Municipa l	Dr JS MLM	Petsaneng
838.	51	0000 0	JR	1187	Dr JS MLM	Municipa l	Dr JS MLM	Kameelpoor t-A
839.	265	0000 0	JR	1985	Dr JS MLM	Municipa l	Dr JS MLM	Thoboshi Park
840.	50	0000 0	JR	1767	Dr JS MLM	Municipa l	Dr JS MLM	Morning Side
841.	20	0000 0	JR	2897	Dr JS MLM	Municipa l	Dr JS MLM	Petsaneng
842.	93	0000 0	JR	2257	Dr JS MLM	Municipa l	Dr JS MLM	Morning Side
843.	373	0000 0	JR	2932	Dr JS MLM	Municipa l	Dr JS MLM	Napier
844.	45	0000 0	JR	3804	Dr JS MLM	Municipa l	Dr JS MLM	Ga-Matjila
845.	105	0000 0	JR	4919	Dr JS MLM	Municipa l	Dr JS MLM	Ga-Matjila

Num berin g	Erf No	Port ion	Maj Regi on	Sqm	Gov Owner	OwnerC at	Owner Name	Town Name
846.	188	0000 0	JR	1041	Dr JS MLM	Municipa l	Dr JS MLM	Napier
847.	14	0000 0	JR	1995	Dr JS MLM	Municipa l	Dr JS MLM	Morning Side
848.	198	0000 0	JR	3223	Dr JS MLM	Municipa l	Dr JS MLM	Mmakau
849.	173	0000 0	JR	1078	Dr JS MLM	Municipa l	Dr JS MLM	Napier
850.	202	0000 0	JR	2297	Dr JS MLM	Municipa l	Dr JS MLM	Petsaneng
851.	180	0000 0	JR	2395	Dr JS MLM	Municipa l	Dr JS MLM	Petsaneng
852.	146	0000 0	JR	2656	Dr JS MLM	Municipa l	Dr JS MLM	Petsaneng
853.	22	0000 0	JR	2558	Dr JS MLM	Municipa l	Dr JS MLM	Thoboshi Park
854.	98	0000 0	JR	2558	Dr JS MLM	Municipa l	Dr JS MLM	Thoboshi Park
855.	244	0000 0	JR	4505	Dr JS MLM	Municipa l	Dr JS MLM	Mmakau
856.	27	0000 0	JR	1880	Dr JS MLM	Municipa l	Dr JS MLM	Morning Side
857.	205	0000 0	JR	2326	Dr JS MLM	Municipa l	Dr JS MLM	Petsaneng
858.	38	0000 0	JR	3937	Dr JS MLM	Municipa l	Dr JS MLM	Phelindaba
859.	52	0000 0	JR	1857	Dr JS MLM	Municipa l	Dr JS MLM	Phelindaba
860.	117	0000 0	JR	2508	Dr JS MLM	Municipa l	Dr JS MLM	Thoboshi Park
861.	171	0000 0	JR	2769	Dr JS MLM	Municipa l	Dr JS MLM	Thoboshi Park
862.	258	0000 0	JR	1959	Dr JS MLM	Municipa l	Dr JS MLM	Thoboshi Park
863.	127	0000 0	JR	2324	Dr JS MLM	Municipa l	Dr JS MLM	Thoboshi Park

FINAL IDP REVIEW 2019/2020 FY

Num berin g	Erf No	Port ion	Maj Regi on	Sqm	Gov Owner	OwnerC at	Owner Name	Town Name
864.	70	0000 0	JR	1806	Dr JS MLM	Municipa l	Dr JS MLM	Mmakau
865.	327	0000 0	JR	2087	Dr JS MLM	Municipa l	Dr JS MLM	Napier
866.	82	0000 0	JR	3268	Dr JS MLM	Municipa l	Dr JS MLM	Phelindaba
867.	61	0000 0	JR	1408	Dr JS MLM	Municipa l	Dr JS MLM	Napier
868.	352	0000 0	JR	1946	Dr JS MLM	Municipa l	Dr JS MLM	Napier
869.	99	0000 0	JR	4644	Dr JS MLM	Municipa l	Dr JS MLM	Phelindaba
870.	83	0000 0	JR	2096	Dr JS MLM	Municipa l	Dr JS MLM	Napier
871.	161	0000 0	JR	2372	Dr JS MLM	Municipa l	Dr JS MLM	Petsaneng
872.	99	0000 0	JR	2250	Dr JS MLM	Municipa l	Dr JS MLM	Petsaneng
873.	242	0000 0	JR	2633	Dr JS MLM	Municipa l	Dr JS MLM	Petsaneng
874.	136	0000 0	JR	3779	Dr JS MLM	Municipa l	Dr JS MLM	Mmantlele
875.	207	0000 0	JR	2633	Dr JS MLM	Municipa l	Dr JS MLM	Thoboshi Park
876.	41	0000 0	JR	2486	Dr JS MLM	Municipa l	Dr JS MLM	Thoboshi Park
877.	82	0000 0	JR	1858	Dr JS MLM	Municipa l	Dr JS MLM	Morning Side
878.	380	0000 0	JR	1057	Dr JS MLM	Municipa l	Dr JS MLM	Napier
879.	121	0000 0	JR	2016	Dr JS MLM	Municipa l	Dr JS MLM	Morning Side
880.	33	0000 0	JR	2486	Dr JS MLM	Municipa l	Dr JS MLM	Thoboshi Park
881.	217	0000 0	JR	2490	Dr JS MLM	Municipa l	Dr JS MLM	Thoboshi Park

Num berin g	Erf No	Port ion	Maj Regi on	Sqm	Gov Owner	OwnerC at	Owner Name	Town Name
882.	189	0000 0	JR	4404	Dr JS MLM	Municipa l	Dr JS MLM	Mmakau
883.	79	0000 0	JR	1696	Dr JS MLM	Municipa l	Dr JS MLM	Masoganeng
884.	235	0000 0	JR	4298	Dr JS MLM	Municipa l	Dr JS MLM	Mmakau
885.	218	0000 0	JR	1166	Dr JS MLM	Municipa l	Dr JS MLM	Napier
886.	39	0000 0	JR	2225	Dr JS MLM	Municipa l	Dr JS MLM	Morning Side
887.	229	0000 0	JR	1925	Dr JS MLM	Municipa l	Dr JS MLM	Napier
888.	61	0000 0	JR	2010	Dr JS MLM	Municipa l	Dr JS MLM	Morning Side
889.	79	0000 0	JR	2040	Dr JS MLM	Municipa l	Dr JS MLM	Morning Side
890.	300	0000 0	JR	1866	Dr JS MLM	Municipa l	Dr JS MLM	Napier
891.	89	0000 0	JR	1889	Dr JS MLM	Municipa l	Dr JS MLM	Masoganeng
892.	75	0000 0	JR	2204	Dr JS MLM	Municipa l	Dr JS MLM	Mmakau
893.	144	0000 0	JR	2037	Dr JS MLM	Municipa l	Dr JS MLM	Morning Side
894.	281	0000 0	JR	1384	Dr JS MLM	Municipa l	Dr JS MLM	Napier
895.	82	0000 0	JR	1985	Dr JS MLM	Municipa l	Dr JS MLM	Mmakau
896.	95	0000 0	JR	4090	Dr JS MLM	Municipa l	Dr JS MLM	Mmakau
897.	56	0000 0	JR	2040	Dr JS MLM	Municipa l	Dr JS MLM	Masoganeng
898.	27	0000 0	JR	2792	Dr JS MLM	Municipa l	Dr JS MLM	Petsaneng
899.	65	0000 0	JR	2523	Dr JS MLM	Municipa l	Dr JS MLM	Petsaneng

FINAL IDP REVIEW 2019/2020 FY

Num berin g	Erf No	Port ion	Maj Regi on	Sqm	Gov Owner	OwnerC at	Owner Name	Town Name
900.	218	0000 0	JR	2317	Dr JS MLM	Municipa l	Dr JS MLM	Petsaneng
901.	86	0000 0	JR	2619	Dr JS MLM	Municipa l	Dr JS MLM	Petsaneng
902.	44	0000 0	JR	1603	Dr JS MLM	Municipa l	Dr JS MLM	Mmakau
903.	85	0000 0	JR	2517	Dr JS MLM	Municipa l	Dr JS MLM	Thoboshi Park
904.	220	0000 0	JR	1903	Dr JS MLM	Municipa l	Dr JS MLM	Thoboshi Park
905.	335	0000 0	JR	2545	Dr JS MLM	Municipa l	Dr JS MLM	Mmakau
906.	388	0000 0	JR	1050	Dr JS MLM	Municipa l	Dr JS MLM	Napier
907.	7	0000 0	JR	4464	Dr JS MLM	Municipa l	Dr JS MLM	Phelindaba
908.	33	0000 0	JR	3709	Dr JS MLM	Municipa l	Dr JS MLM	Phelindaba
909.	59	0000 0	JR	2004	Dr JS MLM	Municipa l	Dr JS MLM	Phelindaba
910.	78	0000 0	JR	3454	Dr JS MLM	Municipa l	Dr JS MLM	Phelindaba
911.	89	0000 0	JR	4905	Dr JS MLM	Municipa l	Dr JS MLM	Phelindaba
912.	76	0000 0	JR	1425	Dr JS MLM	Municipa l	Dr JS MLM	Napier
913.	12	0000 0	JR	1895	Dr JS MLM	Municipa l	Dr JS MLM	Masoganeng
914.	117	0000 0	JR	4546	Dr JS MLM	Municipa l	Dr JS MLM	Mmakau
915.	159	0000 0	JR	2284	Dr JS MLM	Municipa l	Dr JS MLM	Petsaneng
916.	58	0000 0	JR	2464	Dr JS MLM	Municipa l	Dr JS MLM	Petsaneng
917.	175	0000 0	JR	2588	Dr JS MLM	Municipa l	Dr JS MLM	Petsaneng

Num berin g	Erf No	Port ion	Maj Regi on	Sqm	Gov Owner	OwnerC at	Owner Name	Town Name
918.	147	0000 0	JR	2171	Dr JS MLM	Municipa l	Dr JS MLM	Petsaneng
919.	141	0000 0	JR	1981	Dr JS MLM	Municipa l	Dr JS MLM	Petsaneng
920.	120	0000 0	JR	2197	Dr JS MLM	Municipa l	Dr JS MLM	Petsaneng
921.	75	0000 0	JR	2649	Dr JS MLM	Municipa l	Dr JS MLM	Petsaneng
922.	35	0000 0	JR	2412	Dr JS MLM	Municipa l	Dr JS MLM	Petsaneng
923.	33	0000 0	JR	2578	Dr JS MLM	Municipa l	Dr JS MLM	Petsaneng
924.	152	0000 0	JR	2606	Dr JS MLM	Municipa l	Dr JS MLM	Petsaneng
925.	218	0000 0	JR	2522	Dr JS MLM	Municipa l	Dr JS MLM	Thoboshi Park
926.	116	0000 0	JR	2601	Dr JS MLM	Municipa l	Dr JS MLM	Thoboshi Park
927.	136	0000 0	JR	3478	Dr JS MLM	Municipa l	Dr JS MLM	Ga-Matjila
928.	109	0000 0	JR	4424	Dr JS MLM	Municipa l	Dr JS MLM	Ga-Matjila
929.	150	0000 0	JR	3897	Dr JS MLM	Municipa l	Dr JS MLM	Mmatlole
930.	51	0000 0	JR	2288	Dr JS MLM	Municipa l	Dr JS MLM	Thoboshi Park
931.	204	0000 0	JR	2425	Dr JS MLM	Municipa l	Dr JS MLM	Thoboshi Park
932.	2	0000 0	JR	1237	Dr JS MLM	Municipa l	Dr JS MLM	Napier
933.	87	0000 0	JR	2574	Dr JS MLM	Municipa l	Dr JS MLM	Thoboshi Park
934.	10	0000 0	JR	3082	Dr JS MLM	Municipa l	Dr JS MLM	Mmantlole
935.	312	0000 0	JR	1847	Dr JS MLM	Municipa l	Dr JS MLM	Napier

FINAL IDP REVIEW 2019/2020 FY

Num berin g	Erf No	Port ion	Maj Regi on	Sqm	Gov Owner	OwnerC at	Owner Name	Town Name
936.	269	0000 0	JR	1282	Dr JS MLM	Municipa l	Dr JS MLM	Kameelpoor t-A
937.	29	0000 0	JR	2468	Dr JS MLM	Municipa l	Dr JS MLM	Thoboshi Park
938.	71	0000 0	JR	2567	Dr JS MLM	Municipa l	Dr JS MLM	Thoboshi Park
939.	306	0000 0	JR	2038	Dr JS MLM	Municipa l	Dr JS MLM	Thoboshi Park
940.	140	0000 0	JR	2607	Dr JS MLM	Municipa l	Dr JS MLM	Thoboshi Park
941.	255	0000 0	JR	1961	Dr JS MLM	Municipa l	Dr JS MLM	Thoboshi Park
942.	125	0000 0	JR	2116	Dr JS MLM	Municipa l	Dr JS MLM	Morning Side
943.	120	0000 0	JR	4242	Dr JS MLM	Municipa l	Dr JS MLM	Mmakau
944.	22	0000 0	JR	2873	Dr JS MLM	Municipa l	Dr JS MLM	Petsaneng
945.	188	0000 0	JR	2192	Dr JS MLM	Municipa l	Dr JS MLM	Petsaneng
946.	290	0000 0	JR	1696	Dr JS MLM	Municipa l	Dr JS MLM	Thoboshi Park
947.	39	0000 0	JR	3917	Dr JS MLM	Municipa l	Dr JS MLM	Ga-Matjila
948.	67	0000 0	JR	2052	Dr JS MLM	Municipa l	Dr JS MLM	Morning Side
949.	76	0000 0	JR	3023	Dr JS MLM	Municipa l	Dr JS MLM	Petsaneng
950.	16	0000 0	JR	2336	Dr JS MLM	Municipa l	Dr JS MLM	Petsaneng
951.	316	0000 0	JR	3650	Dr JS MLM	Municipa l	Dr JS MLM	Mmakau
952.	16	0000 0	JR	1749	Dr JS MLM	Municipa l	Dr JS MLM	Mmakau
953.	359	0000 0	JR	3748	Dr JS MLM	Municipa l	Dr JS MLM	Mmakau

Num berin g	Erf No	Port ion	Maj Regi on	Sqm	Gov Owner	OwnerC at	Owner Name	Town Name
954.	6	0000 0	JR	2097	Dr JS MLM	Municipa l	Dr JS MLM	Napier
955.	53	0000 0	JR	1271	Dr JS MLM	Municipa l	Dr JS MLM	Napier
956.	190	0000 0	JR	1032	Dr JS MLM	Municipa l	Dr JS MLM	Napier
957.	229	0000 0	JR	4510	Dr JS MLM	Municipa l	Dr JS MLM	Mmakau
958.	219	0000 0	JR	1088	Dr JS MLM	Municipa l	Dr JS MLM	Napier
959.	8	0000 0	JR	4839	Dr JS MLM	Municipa l	Dr JS MLM	Phelindaba
960.	74	0000 0	JR	1786	Dr JS MLM	Municipa l	Dr JS MLM	Napier
961.	6	0000 0	JR	2185	Dr JS MLM	Municipa l	Dr JS MLM	Masoganeng
962.	162	0000 0	JR	3981	Dr JS MLM	Municipa l	Dr JS MLM	Mmakau
963.	28	0000 0	JR	2563	Dr JS MLM	Municipa l	Dr JS MLM	Thoboshi Park
964.	316	0000 0	JR	2213	Dr JS MLM	Municipa l	Dr JS MLM	Napier
965.	23	0000 0	JR	4684	Dr JS MLM	Municipa l	Dr JS MLM	Phelindaba
966.	315	0000 0	JR	1192	Dr JS MLM	Municipa l	Dr JS MLM	Kameelpoor t-A
967.	247	0000 0	JR	2741	Dr JS MLM	Municipa l	Dr JS MLM	Thoboshi Park
968.	92	0000 0	JR	2520	Dr JS MLM	Municipa l	Dr JS MLM	Thoboshi Park
969.	65	0000 0	JR	4359	Dr JS MLM	Municipa l	Dr JS MLM	Mmantlole
970.	48	0000 0	JR	3891	Dr JS MLM	Municipa l	Dr JS MLM	Mmantlole
971.	96	0000 0	JR	1731	Dr JS MLM	Municipa l	Dr JS MLM	Ga-Matjila

FINAL IDP REVIEW 2019/2020 FY

Num berin g	Erf No	Port ion	Maj Regi on	Sqm	Gov Owner	OwnerC at	Owner Name	Town Name
972.	382	0000 0	JR	3223	Dr JS MLM	Municipa l	Dr JS MLM	Mmakau
973.	49	0000 0	JR	3569	Dr JS MLM	Municipa l	Dr JS MLM	Phelindaba
974.	67	0000 0	JR	4075	Dr JS MLM	Municipa l	Dr JS MLM	Phelindaba
975.	10	0000 0	JR	2517	Dr JS MLM	Municipa l	Dr JS MLM	Thoboshi Park
976.	122	0000 0	JR	2583	Dr JS MLM	Municipa l	Dr JS MLM	Thoboshi Park
977.	25	0000 0	JR	2759	Dr JS MLM	Municipa l	Dr JS MLM	Thoboshi Park
978.	196	0000 0	JR	2714	Dr JS MLM	Municipa l	Dr JS MLM	Thoboshi Park
979.	18	0000 0	JR	2367	Dr JS MLM	Municipa l	Dr JS MLM	Thoboshi Park
980.	38	0000 0	JR	2365	Dr JS MLM	Municipa l	Dr JS MLM	Thoboshi Park
981.	68	0000 0	JR	1890	Dr JS MLM	Municipa l	Dr JS MLM	Ga-Matjila
982.	296	0000 0	JR	1263	Dr JS MLM	Municipa l	Dr JS MLM	Kameelpoor t-A
983.	169	0000 0	JR	2739	Dr JS MLM	Municipa l	Dr JS MLM	Thoboshi Park
984.	28	0000 0	JR	2539	Dr JS MLM	Municipa l	Dr JS MLM	Masoganeng
985.	295	0000 0	JR	1092	Dr JS MLM	Municipa l	Dr JS MLM	Mmakau
986.	294	0000 0	JR	1867	Dr JS MLM	Municipa l	Dr JS MLM	Napier
987.	317	0000 0	JR	3345	Dr JS MLM	Municipa l	Dr JS MLM	Mmakau
988.	5	0000 0	JR	4048	Dr JS MLM	Municipa l	Dr JS MLM	Phelindaba
989.	145	0000 0	JR	1390	Dr JS MLM	Municipa l	Dr JS MLM	Morning Side

Num berin g	Erf No	Port ion	Maj Regi on	Sqm	Gov Owner	OwnerC at	Owner Name	Town Name
990.	360	0000 0	JR	4062	Dr JS MLM	Municipa l	Dr JS MLM	Mmakau
991.	37	0000 0	JR	3453	Dr JS MLM	Municipa l	Dr JS MLM	Phelindaba
992.	7	0000 0	JR	1295	Dr JS MLM	Municipa l	Dr JS MLM	Napier
993.	199	0000 0	JR	2306	Dr JS MLM	Municipa l	Dr JS MLM	Petsaneng
994.	162	0000 0	JR	1059	Dr JS MLM	Municipa l	Dr JS MLM	Napier
995.	230	0000 0	JR	3976	Dr JS MLM	Municipa l	Dr JS MLM	Mmakau
996.	29	0000 0	JR	2782	Dr JS MLM	Municipa l	Dr JS MLM	Napier
997.	33	0000 0	JR	1995	Dr JS MLM	Municipa l	Dr JS MLM	Morning Side
998.	288	0000 0	JR	2710	Dr JS MLM	Municipa l	Dr JS MLM	Napier
999.	24	0000 0	JR	3431	Dr JS MLM	Municipa l	Dr JS MLM	Masoganeng
1000.	124	0000 0	JR	4273	Dr JS MLM	Municipa l	Dr JS MLM	Mmakau
1001.	124	0000 0	JR	2743	Dr JS MLM	Municipa l	Dr JS MLM	Thoboshi Park
1002.	309	0000 0	JR	2005	Dr JS MLM	Municipa l	Dr JS MLM	Thoboshi Park
1003.	4	0000 0	JR	2040	Dr JS MLM	Municipa l	Dr JS MLM	Morning Side
1004.	153	0000 0	JR	2507	Dr JS MLM	Municipa l	Dr JS MLM	Petsaneng
1005.	250	0000 0	JR	1755	Dr JS MLM	Municipa l	Dr JS MLM	Thoboshi Park
1006.	107	0000 0	JR	2954	Dr JS MLM	Municipa l	Dr JS MLM	Petsaneng
1007.	157	0000 0	JR	1096	Dr JS MLM	Municipa l	Dr JS MLM	Napier

FINAL IDP REVIEW 2019/2020 FY

Num berin g	Erf No	Port ion	Maj Regi on	Sqm	Gov Owner	OwnerC at	Owner Name	Town Name
1008.	90	0000 0	JR	1790	Dr JS MLM	Municipa l	Dr JS MLM	Masoganeng
1009.	112	0000 0	JR	1713	Dr JS MLM	Municipa l	Dr JS MLM	Napier
1010.	67	0000 0	JR	1563	Dr JS MLM	Municipa l	Dr JS MLM	Msoganeng
1011.	189	0000 0	JR	2241	Dr JS MLM	Municipa l	Dr JS MLM	Petsaneng
1012.	54	0000 0	JR	3377	Dr JS MLM	Municipa l	Dr JS MLM	Phelindaba
1013.	34	0000 0	JR	2633	Dr JS MLM	Municipa l	Dr JS MLM	Petsaneng
1014.	30	0000 0	JR	2795	Dr JS MLM	Municipa l	Dr JS MLM	Phelindaba
1015.	248	0000 0	JR	2595	Dr JS MLM	Municipa l	Dr JS MLM	Petsaneng
1016.	262	0000 0	JR	2230	Dr JS MLM	Municipa l	Dr JS MLM	Mmakau
1017.	356	0000 0	JR	1925	Dr JS MLM	Municipa l	Dr JS MLM	Napier
1018.	235	0000 0	JR	2020	Dr JS MLM	Municipa l	Dr JS MLM	Thoboshi Park
1019.	228	0000 0	JR	4079	Dr JS MLM	Municipa l	Dr JS MLM	Mmakau
1020.	284	0000 0	JR	1061	Dr JS MLM	Municipa l	Dr JS MLM	Napier
1021.	77	0000 0	JR	1981	Dr JS MLM	Municipa l	Dr JS MLM	Mmakau
1022.	60	0000 0	JR	1464	Dr JS MLM	Municipa l	Dr JS MLM	Napier
1023.	81	0000 0	JR	1738	Dr JS MLM	Municipa l	Dr JS MLM	Napier
1024.	320	0000 0	JR	2010	Dr JS MLM	Municipa l	Dr JS MLM	Thoboshi Park
1025.	77	0000 0	JR	2672	Dr JS MLM	Municipa l	Dr JS MLM	Thoboshi Park

Num berin g	Erf No	Port ion	Maj Regi on	Sqm	Gov Owner	OwnerC at	Owner Name	Town Name
1026.	30	0000 0	JR	2508	Dr JS MLM	Municipa l	Dr JS MLM	Thoboshi Park
1027.	49	0000 0	JR	2450	Dr JS MLM	Municipa l	Dr JS MLM	Thoboshi Park
1028.	209	0000 0	JR	2513	Dr JS MLM	Municipa l	Dr JS MLM	Thoboshi Park
1029.	190	0000 0	JR	2595	Dr JS MLM	Municipa l	Dr JS MLM	Thoboshi Park
1030.	94	0000 0	JR	2669	Dr JS MLM	Municipa l	Dr JS MLM	Thoboshi Park
1031.	251	0000 0	JR	1779	Dr JS MLM	Municipa l	Dr JS MLM	Thoboshi Park
1032.	30	0000 0	JR	2002	Dr JS MLM	Municipa l	Dr JS MLM	Morning Side
1033.	102	0000 0	JR	4381	Dr JS MLM	Municipa l	Dr JS MLM	Mmantlole
1034.	32	0000 0	JR	3661	Dr JS MLM	Municipa l	Dr JS MLM	Ga-Matjila
1035.	115	0000 0	JR	2474	Dr JS MLM	Municipa l	Dr JS MLM	Thoboshi Park
1036.	143	0000 0	JR	1610	Dr JS MLM	Municipa l	Dr JS MLM	Mmakau
1037.	199	0000 0	JR	1193	Dr JS MLM	Municipa l	Dr JS MLM	Napier
1038.	201	0000 0	JR	2269	Dr JS MLM	Municipa l	Dr JS MLM	Petsaneng
1039.	29	0000 0	JR	2097	Dr JS MLM	Municipa l	Dr JS MLM	Morning Side
1040.	55	0000 0	JR	1748	Dr JS MLM	Municipa l	Dr JS MLM	Morning Side
1041.	1531	0000 0	JS	1435	Dr JS MLM	Municipa l	Dr JS MLM	Siyabuswa- C
1042.	1927	0000 0	JS	9573	Dr JS MLM	Municipa l	Dr JS MLM	Siyabuswa- C
1043.	93	0000 0	JR	4105	Dr JS MLM	Municipa l	Dr JS MLM	Phelindaba

FINAL IDP REVIEW 2019/2020 FY

Num berin g	Erf No	Port ion	Maj Regi on	Sqm	Gov Owner	OwnerC at	Owner Name	Town Name
1044.	130	0000 0	JR	1246	Dr JS MLM	Municipa l	Dr JS MLM	Mmantlole
1045.	136	0000 0	JR	3026	Dr JS MLM	Municipa l	Dr JS MLM	Thoboshi Park
1046.	10	0000 0	JR	1264	Dr JS MLM	Municipa l	Dr JS MLM	Kameelpoor t-A
1047.	25	0000 0	JR	1206	Dr JS MLM	Municipa l	Dr JS MLM	Kameelpoor t-A
1048.	26	0000 0	JR	1204	Dr JS MLM	Municipa l	Dr JS MLM	Kameelpoor t-A
1049.	72	0000 0	JR	1213	Dr JS MLM	Municipa l	Dr JS MLM	Kameelpoor t-A
1050.	27	0000 0	JR	1209	Dr JS MLM	Municipa l	Dr JS MLM	Kameelpoor t-A
1051.	28	0000 0	JR	1182	Dr JS MLM	Municipa l	Dr JS MLM	Kameelpoor t-A
1052.	189	0000 0	JR	41990	Dr JS MLM	Municipa l	Dr JS MLM	Kameelpoor t-A
1053.	7	0000 0	JR	1231	Dr JS MLM	Municipa l	Dr JS MLM	Kameelpoor t-A
1054.	111	0000 0	JR	1231	Dr JS MLM	Municipa l	Dr JS MLM	Kameelpoor t-A
1055.	164	0000 0	JR	1215	Dr JS MLM	Municipa l	Dr JS MLM	Kameelpoor t-A
1056.	271	0000 0	JR	1240	Dr JS MLM	Municipa l	Dr JS MLM	Kameelpoor t-A
1057.	88	0000 0	JR	1251	Dr JS MLM	Municipa l	Dr JS MLM	Kameelpoor t-A
1058.	89	0000 0	JR	1205	Dr JS MLM	Municipa l	Dr JS MLM	Kameelpoor t-A
1059.	1180	0000 0	JR	2526	Dr JS MLM	Municipa l	Dr JS MLM	Leeiwwfontei n-C
1060.	1201	0000 0	JR	1367	Dr JS MLM	Municipa l	Dr JS MLM	Leeiwwfontei n-C
1061.	1257	0000 0	JR	1803	Dr JS MLM	Municipa l	Dr JS MLM	Leeiwwfontei n-C

Num berin g	Erf No	Port ion	Maj Regi on	Sqm	Gov Owner	OwnerC at	Owner Name	Town Name
1062.	853	0000 0	JR	1793	Dr JS MLM	Municipa l	Dr JS MLM	Leeiwwfontei n-C
1063.	1130	0000 0	JR	911	Dr JS MLM	Municipa l	Dr JS MLM	Leeiwwfontei n-C
1064.	93	0000 0	JS	785	Dr JS MLM	Municipa l	Dr JS MLM	Siyabuswa- C
1065.	174	0000 0	JS	540	Dr JS MLM	Municipa l	Dr JS MLM	Siyabuswa- C
1066.	177	0000 0	JS	540	Dr JS MLM	Municipa l	Dr JS MLM	Siyabuswa- C
1067.	191	0000 0	JS	712	Dr JS MLM	Municipa l	Dr JS MLM	Siyabuswa- C
1068.	327	0000 0	JS	1404	Dr JS MLM	Municipa l	Dr JS MLM	Siyabuswa- E
1069.	2041	0000 0	JS	630	Dr JS MLM	Municipa l	Dr JS MLM	Siyabuswa- C
1070.	2046	0000 0	JS	630	Dr JS MLM	Municipa l	Dr JS MLM	Siyabuswa- C
1071.	2047	0000 0	JS	630	Dr JS MLM	Municipa l	Dr JS MLM	Siyabuswa- C
1072.	1942	0000 0	JS	582	Dr JS MLM	Municipa l	Dr JS MLM	Siyabuswa- C
1073.	2	0000 0	JS	4076	Dr JS MLM	Municipa l	Dr JS MLM	Siyabuswa- C
1074.	2061	0000 0	JS	1064	Dr JS MLM	Municipa l	Dr JS MLM	Siyabuswa- C
1075.	1951	0000 0	JS	1913	Dr JS MLM	Municipa l	Dr JS MLM	Siyabuswa- C
1076.	199	0000 0	JS	540	Dr JS MLM	Municipa l	Dr JS MLM	Siyabuswa- C
1077.	1288	0000 0	JS	3096	Dr JS MLM	Municipa l	Dr JS MLM	Siyabuswa- C
1078.	123	0000 0	JS	1125	Dr JS MLM	Municipa l	Dr JS MLM	Siyabuswa- C
1079.	512	0000 0	JS	1175	Dr JS MLM	Municipa l	Dr JS MLM	Siyabuswa- E

FINAL IDP REVIEW 2019/2020 FY

Num berin g	Erf No	Port ion	Maj Regi on	Sqm	Gov Owner	OwnerC at	Owner Name	Town Name
1080.	513	0000 0	JS	522	Dr JS MLM	Municipa l	Dr JS MLM	Siyabuswa- E
1081.	49	0000 0	JS	1024	Dr JS MLM	Municipa l	Dr JS MLM	Siyabuswa- D
1082.	99	0000 0	JS	1147	Dr JS MLM	Municipa l	Dr JS MLM	Siyabuswa- D
1083.	789	0000 0	JS	3029	Dr JS MLM	Municipa l	Dr JS MLM	Siyabuswa- C
1084.	2063	0000 0	JS	1361	Dr JS MLM	Municipa l	Dr JS MLM	Siyabuswa- C
1085.	2064	0000 0	JS	809	Dr JS MLM	Municipa l	Dr JS MLM	Siyabuswa- C
1086.	2065	0000 0	JS	630	Dr JS MLM	Municipa l	Dr JS MLM	Siyabuswa- C
1087.	2069	0000 0	JS	630	Dr JS MLM	Municipa l	Dr JS MLM	Siyabuswa- C
1088.	100	0000 0	JS	1384	Dr JS MLM	Municipa l	Dr JS MLM	Siyabuswa- D
1089.	101	0000 0	JS	1075	Dr JS MLM	Municipa l	Dr JS MLM	Siyabuswa- D
1090.	102	0000 0	JS	1290	Dr JS MLM	Municipa l	Dr JS MLM	Siyabuswa- D
1091.	128	0000 0	JS	540	Dr JS MLM	Municipa l	Dr JS MLM	Siyabuswa- C
1092.	131	0000 0	JS	540	Dr JS MLM	Municipa l	Dr JS MLM	Siyabuswa- C
1093.	132	0000 0	JS	540	Dr JS MLM	Municipa l	Dr JS MLM	Siyabuswa- C
1094.	135	0000 0	JS	540	Dr JS MLM	Municipa l	Dr JS MLM	Siyabuswa- C
1095.	136	0000 0	JS	540	Dr JS MLM	Municipa l	Dr JS MLM	Siyabuswa- C
1096.	94	0000 0	JS	13286	Dr JS MLM	Municipa l	Dr JS MLM	Siyabuswa- E
1097.	218	0000 0	JS	1425	Dr JS MLM	Municipa l	Dr JS MLM	Siyabuswa- E

Num berin g	Erf No	Port ion	Maj Regi on	Sqm	Gov Owner	OwnerC at	Owner Name	Town Name
1098.	1512	0000 0	JS	1487	Dr JS MLM	Municipa l	Dr JS MLM	Siyabuswa- C
1099.	1338	0000 0	JS	1663	Dr JS MLM	Municipa l	Dr JS MLM	Siyabuswa- C
1100.	1339	0000 0	JS	1750	Dr JS MLM	Municipa l	Dr JS MLM	Siyabuswa- C
1101.	2103	0000 0	JS	540	Dr JS MLM	Municipa l	Dr JS MLM	Siyabuswa- C
1102.	156	0000 0	JS	540	Dr JS MLM	Municipa l	Dr JS MLM	Siyabuswa- C
1103.	157	0000 0	JS	540	Dr JS MLM	Municipa l	Dr JS MLM	Siyabuswa- C
1104.	153	0000 0	JS	27912	Dr JS MLM	Municipa l	Dr JS MLM	Siyabuswa- E
1105.	1330	0000 0	JS	4631	Dr JS MLM	Municipa l	Dr JS MLM	Siyabuswa- C
1106.	1331	0000 0	JS	1148	Dr JS MLM	Municipa l	Dr JS MLM	Siyabuswa- C
1107.	500	0000 0	JS	1021	Dr JS MLM	Municipa l	Dr JS MLM	Siyabuswa- C
1108.	219	0000 0	JS	3135	Dr JS MLM	Municipa l	Dr JS MLM	Siyabuswa- C
1109.	1332	0000 0	JS	4931	Dr JS MLM	Municipa l	Dr JS MLM	Siyabuswa- C
1110.	1337	0000 0	JS	2856	Dr JS MLM	Municipa l	Dr JS MLM	Siyabuswa- C
1111.	2030	0000 0	JS	1003	Dr JS MLM	Municipa l	Dr JS MLM	Siyabuswa- C
1112.	113	0000 0	JR	1815	Dr JS MLM	Municipa l	Dr JS MLM	MorningSid e
1113.	29	0000 0	JR	35991	Dr JS MLM	Municipa l	Dr JS MLM	Phelindaba
1114.	108	0000 0	JR	8175	Dr JS MLM	Municipa l	Dr JS MLM	Mmakau
1115.	64	0000 0	JR	1885	Dr JS MLM	Municipa l	Dr JS MLM	Napier

FINAL IDP REVIEW 2019/2020 FY

Num berin g	Erf No	Port ion	Maj Regi on	Sqm	Gov Owner	OwnerC at	Owner Name	Town Name
1116.	65	0000 0	JR	1984	Dr JS MLM	Municipa l	Dr JS MLM	Napier
1117.	66	0000 0	JR	1786	Dr JS MLM	Municipa l	Dr JS MLM	Napier
1118.	67	0000 0	JR	1416	Dr JS MLM	Municipa l	Dr JS MLM	Napier
1119.	70	0000 0	JR	1216	Dr JS MLM	Municipa l	Dr JS MLM	NAPIER
1120.	61	0000 0	JR	6537	Dr JS MLM	Municipa l	Dr JS MLM	Phelindaba
1121.	69	0000 0	JR	5179	Dr JS MLM	Municipa l	Dr JS MLM	Phelindaba
1122.	130	0000 0	JR	23293	Dr JS MLM	Municipa l	Dr JS MLM	Mmakau
1123.	131	0000 0	JR	5167	Dr JS MLM	Municipa l	Dr JS MLM	Mmakau
1124.	145	0000 0	JR	6367	Dr JS MLM	Municipa l	Dr JS MLM	Mmakau
1125.	148	0000 0	JR	6063	Dr JS MLM	Municipa l	Dr JS MLM	Mmakau
1126.	85	0000 0	JR	6572	Dr JS MLM	Municipa l	Dr JS MLM	Phelindaba
1127.	92	0000 0	JR	5745	Dr JS MLM	Municipa l	Dr JS MLM	Phelindaba
1128.	94	0000 0	JR	4397	Dr JS MLM	Municipa l	Dr JS MLM	Phelindaba
1129.	95	0000 0	JR	5117	Dr JS MLM	Municipa l	Dr JS MLM	Phelindaba
1130.	96	0000 0	JR	5947	Dr JS MLM	Municipa l	Dr JS MLM	Phelindaba
1131.	97	0000 0	JR	5252	Dr JS MLM	Municipa l	Dr JS MLM	Phelindaba
1132.	166	0000 0	JR	1634	Dr JS MLM	Municipa l	Dr JS MLM	Mmakau
1133.	167	0000 0	JR	3522	Dr JS MLM	Municipa l	Dr JS MLM	Mmakau

Num berin g	Erf No	Port ion	Maj Regi on	Sqm	Gov Owner	OwnerC at	Owner Name	Town Name
1134.	172	0000 0	JR	4966	Dr JS MLM	Municipa l	Dr JS MLM	Mmakau
1135.	13	0000 0	JR	2508	Dr JS MLM	Municipa l	Dr JS MLM	Masoganeng
1136.	14	0000 0	JR	1877	Dr JS MLM	Municipa l	Dr JS MLM	Masoganeng
1137.	16	0000 0	JR	1879	Dr JS MLM	Municipa l	Dr JS MLM	Masoganeng
1138.	32	0000 0	JR	1438	Dr JS MLM	Municipa l	Dr JS MLM	Masoganeng
1139.	33	0000 0	JR	1346	Dr JS MLM	Municipa l	Dr JS MLM	Masoganeng
1140.	36	0000 0	JR	1312	Dr JS MLM	Municipa l	Dr JS MLM	Masoganeng
1141.	37	0000 0	JR	1822	Dr JS MLM	Municipa l	Dr JS MLM	Masoganeng
1142.	38	0000 0	JR	2474	Dr JS MLM	Municipa l	Dr JS MLM	Masoganeng
1143.	39	0000 0	JR	2602	Dr JS MLM	Municipa l	Dr JS MLM	Masoganeng
1144.	41	0000 0	JR	2343	Dr JS MLM	Municipa l	Dr JS MLM	Masoganeng
1145.	58	0000 0	JR	1724	Dr JS MLM	Municipa l	Dr JS MLM	Masoganeng
1146.	59	0000 0	JR	1724	Dr JS MLM	Municipa l	Dr JS MLM	Masoganeng
1147.	61	0000 0	JR	1588	Dr JS MLM	Municipa l	Dr JS MLM	Masoganeng
1148.	62	0000 0	JR	1609	Dr JS MLM	Municipa l	Dr JS MLM	Masoganeng
1149.	63	0000 0	JR	1731	Dr JS MLM	Municipa l	Dr JS MLM	Masoganeng
1150.	65	0000 0	JR	1681	Dr JS MLM	Municipa l	Dr JS MLM	Masoganeng
1151.	68	0000 0	JR	1690	Dr JS MLM	Municipa l	Dr JS MLM	Masoganeng

FINAL IDP REVIEW 2019/2020 FY

Num berin g	Erf No	Port ion	Maj Regi on	Sqm	Gov Owner	OwnerC at	Owner Name	Town Name
1152.	69	0000 0	JR	1766	Dr JS MLM	Municipa l	Dr JS MLM	Masoganeng
1153.	237	0000 0	JR	4083	Dr JS MLM	Municipa l	Dr JS MLM	Mmakau
1154.	182	0000 0	JR	4089	Dr JS MLM	Municipa l	Dr JS MLM	Mmakau
1155.	186	0000 0	JR	3135	Dr JS MLM	Municipa l	Dr JS MLM	Mmakau
1156.	187	0000 0	JR	3064	Dr JS MLM	Municipa l	Dr JS MLM	Mmakau
1157.	190	0000 0	JR	1724	Dr JS MLM	Municipa l	Dr JS MLM	Mmakau
1158.	193	0000 0	JR	4494	Dr JS MLM	Municipa l	Dr JS MLM	Mmakau
1159.	197	0000 0	JR	3956	Dr JS MLM	Municipa l	Dr JS MLM	Mmakau
1160.	200	0000 0	JR	4003	Dr JS MLM	Municipa l	Dr JS MLM	Mmakau
1161.	152	0000 0	JR	1072	Dr JS MLM	Municipa l	Dr JS MLM	Napier
1162.	160	0000 0	JR	1060	Dr JS MLM	Municipa l	Dr JS MLM	Napier
1163.	222	0000 0	JR	6021	Dr JS MLM	Municipa l	Dr JS MLM	Mmakau
1164.	236	0000 0	JR	3789	Dr JS MLM	Municipa l	Dr JS MLM	Mmakau
1165.	239	0000 0	JR	2082	Dr JS MLM	Municipa l	Dr JS MLM	Mmakau
1166.	242	0000 0	JR	4186	Dr JS MLM	Municipa l	Dr JS MLM	Mmakau
1167.	18	0000 0	JR	43237	Dr JS MLM	Municipa l	Dr JS MLM	Napier
1168.	19	0000 0	JR	27900	Dr JS MLM	Municipa l	Dr JS MLM	Napier
1169.	73	0000 0	JR	1947	Dr JS MLM	Municipa l	Dr JS MLM	Masoganeng

Num berin g	Erf No	Port ion	Maj Regi on	Sqm	Gov Owner	OwnerC at	Owner Name	Town Name
1170.	22	0000 0	JR	20927	Dr JS MLM	Municipa l	Dr JS MLM	Napier
1171.	394	0000 0	JR	40372	Dr JS MLM	Municipa l	Dr JS MLM	Napier
1172.	248	0000 0	JR	6600	Dr JS MLM	Municipa l	Dr JS MLM	Mmakau
1173.	251	0000 0	JR	7005	Dr JS MLM	Municipa l	Dr JS MLM	Mmakau
1174.	252	0000 0	JR	5804	Dr JS MLM	Municipa l	Dr JS MLM	Mmakau
1175.	255	0000 0	JR	5211	Dr JS MLM	Municipa l	Dr JS MLM	Mmakau
1176.	263	0000 0	JR	2310	Dr JS MLM	Municipa l	Dr JS MLM	Mmakau
1177.	32	0000 0	JR	51189	Dr JS MLM	Municipa l	Dr JS MLM	Napier
1178.	91	0000 0	JR	1688	Dr JS MLM	Municipa l	Dr JS MLM	Masoganeng
1179.	393	0000 0	JR	48381	Dr JS MLM	Municipa l	Dr JS MLM	Napier
1180.	25	0000 0	JR	6842	Dr JS MLM	Municipa l	Dr JS MLM	Napier
1181.	305	0000 0	JR	5445	Dr JS MLM	Municipa l	Dr JS MLM	Mmakau
1182.	1	0000 0	JR	24695	Dr JS MLM	Municipa l	Dr JS MLM	Mmakau
1183.	2	0000 0	JR	40962	Dr JS MLM	Municipa l	Dr JS MLM	Mmakau
1184.	325	0000 0	JR	5018	Dr JS MLM	Municipa l	Dr JS MLM	Mmakau
1185.	1	0000 0	JR	86451	Dr JS MLM	Municipa l	Dr JS MLM	Morning Side
1186.	372	0000 0	JR	5107	Dr JS MLM	Municipa l	Dr JS MLM	Mmakau
1187.	362	0000 0	JR	1177	Dr JS MLM	Municipa l	Dr JS MLM	Napier

FINAL IDP REVIEW 2019/2020 FY

Num berin g	Erf No	Port ion	Maj Regi on	Sqm	Gov Owner	OwnerC at	Owner Name	Town Name
1188.	371	0000 0	JR	4784	Dr JS MLM	Municipa l	Dr JS MLM	Mmakau
1189.	66	0000 0	JR	2039	Dr JS MLM	Municipa l	Dr JS MLM	Mmakau
1190.	72	0000 0	JR	2318	Dr JS MLM	Municipa l	Dr JS MLM	Mmakau
1191.	54	0000 0	JR	1555	Dr JS MLM	Municipa l	Dr JS MLM	Morning Side
1192.	76	0000 0	JR	2279	Dr JS MLM	Municipa l	Dr JS MLM	Morning Side
1193.	78	0000 0	JR	1616	Dr JS MLM	Municipa l	Dr JS MLM	Morning Side
1194.	88	0000 0	JR	2241	Dr JS MLM	Municipa l	Dr JS MLM	Morning Side
1195.	15	0000 0	JR	5207	Dr JS MLM	Municipa l	Dr JS MLM	Phelindaba
1196.	251	0000 0	JR	8802	Dr JS MLM	Municipa l	Dr JS MLM	Napier
1197.	15	0000 0	JR	1387	Dr JS MLM	Municipa l	Dr JS MLM	Napier
1198.	93	0000 0	JR	5017	Dr JS MLM	Municipa l	Dr JS MLM	Mmakau
1199.	96	0000 0	JR	3838	Dr JS MLM	Municipa l	Dr JS MLM	Mmakau
1200.	97	0000 0	JR	4002	Dr JS MLM	Municipa l	Dr JS MLM	Mmakau
1201.	99	0000 0	JR	4002	Dr JS MLM	Municipa l	Dr JS MLM	Mmakau
1202.	100	0000 0	JR	3172	Dr JS MLM	Municipa l	Dr JS MLM	Mmakau
1203.	101	0000 0	JR	3789	Dr JS MLM	Municipa l	Dr JS MLM	Mmakau
1204.	142	0000 0	JR	2034	Dr JS MLM	Municipa l	Dr JS MLM	Mmantlole
1205.	98	0000 0	JR	5298	Dr JS MLM	Municipa l	Dr JS MLM	Mmakau

Num berin g	Erf No	Port ion	Maj Regi on	Sqm	Gov Owner	OwnerC at	Owner Name	Town Name
1206.	146	0000 0	JR	11614	Dr JS MLM	Municipa l	Dr JS MLM	Mmantlole
1207.	275	0000 0	JR	18808	Dr JS MLM	Municipa l	Dr JS MLM	Thoboshi Park
1208.	135	0000 0	JR	5024	Dr JS MLM	Municipa l	Dr JS MLM	Mmantlole
1209.	325	0000 0	JR	82958	Dr JS MLM	Municipa l	Dr JS MLM	Thoboshi Park
1210.	92	0000 0	JR	5351	Dr JS MLM	Municipa l	Dr JS MLM	Mmantlole
1211.	106	0000 0	JR	9150	Dr JS MLM	Municipa l	Dr JS MLM	Mmantlole
1212.	94	0000 0	JR	5423	Dr JS MLM	Municipa l	Dr JS MLM	Mmantlole
1213.	326	0000 0	JR	22624 2	Dr JS MLM	Municipa l	Dr JS MLM	Thoboshi Park
1214.	121	0000 0	JR	5264	Dr JS MLM	Municipa l	Dr JS MLM	Ga-Matjila
1215.	74	0000 0	JR	5564	Dr JS MLM	Municipa l	Dr JS MLM	Ga-Matjila
1216.	119	0000 0	JR	2220	Dr JS MLM	Municipa l	Dr JS MLM	Petsaneng
1217.	115	0000 0	JR	2342	Dr JS MLM	Municipa l	Dr JS MLM	Petsaneng
1218.	127	0000 0	JR	1681	Dr JS MLM	Municipa l	Dr JS MLM	Petsaneng
1219.	214	0000 0	JR	5025	Dr JS MLM	Municipa l	Dr JS MLM	Mmakau
1220.	244	0000 0	JR	2723	Dr JS MLM	Municipa l	Dr JS MLM	Petsaneng
1221.	1202	0000 0	JR	1001	Dr JS MLM	Municipa l	Dr JS MLM	Leeuwfontei n-C EXT 1
1222.	1160	0000 0	JS	2484	Dr JS MLM	Municipa l	Dr JS MLM	Siyabuswa- C
1223.	2102	0000 0	JS	540	Dr JS MLM	Municipa l	Dr JS MLM	Siyabuswa- C

FINAL IDP REVIEW 2019/2020 FY

Num berin g	Erf No	Port ion	Maj Regi on	Sqm	Gov Owner	OwnerC at	Owner Name	Town Name
1224.	152	0000 0	JR	1249	Dr JS MLM	Municipa l	Dr JS MLM	Kameelpoor t-A
1225.	213	0000 0	JR	1223	Dr JS MLM	Municipa l	Dr JS MLM	Kameelpoor t-A
1226.	59	0000 0	JR	4150	Dr JS MLM	Municipa l	Dr JS MLM	Mmantlole
1227.	219	0000 0	JR	2461	Dr JS MLM	Municipa l	Dr JS MLM	Mmakau
1228.	237	0000 0	JR	2051	Dr JS MLM	Municipa l	Dr JS MLM	Napier
1229.	71	0000 0	JR	2170	Dr JS MLM	Municipa l	Dr JS MLM	Morning side
1230.	1678	0000 0	JS	540	Dr JS MLM	Municipa l	Dr JS MLM	Siyabuswa- C
1231.	582	0000 0	JS	540	Dr JS MLM	Municipa l	Dr JS MLM	Siyabuswa- C
1232.	108	0000 0	JR	1206	Dr JS MLM	Municipa l	Dr JS MLM	Kameelpoor t-A
1233.	307	0000 0	JR	1267	Dr JS MLM	Municipa l	Dr JS MLM	Kameelpoor t-A
1234.	65	0000 0	JR	1209	Dr JS MLM	Municipa l	Dr JS MLM	Kameelpoor t-A
1235.	346	0000 0	JR	3005	Dr JS MLM	Municipa l	Dr JS MLM	Mmakau
1236.	14	0000 0	JR	1087	Dr JS MLM	Municipa l	Dr JS MLM	Phelindaba
1237.	136	0000 0	JR	1364	Dr JS MLM	Municipa l	Dr JS MLM	Morning Side
1238.	24	0000 0	JR	1958	Dr JS MLM	Municipa l	Dr JS MLM	Mmakau
1239.	374	0000 0	JR	4428	Dr JS MLM	Municipa l	Dr JS MLM	Mmakau
1240.	317	0000 0	JR	2436	Dr JS MLM	Municipa l	Dr JS MLM	Napier
1241.	124	0000 0	JR	1954	Dr JS MLM	Municipa l	Dr JS MLM	Petsaneng

Num berin g	Erf No	Port ion	Maj Regi on	Sqm	Gov Owner	OwnerC at	Owner Name	Town Name
1242.	322	0000 0	JR	1608	Dr JS MLM	Municipa l	Dr JS MLM	Thoboshi Park
1243.	252	0000 0	JR	1789	Dr JS MLM	Municipa l	Dr JS MLM	Thoboshi Park
1244.	213	0000 0	JR	2809	Dr JS MLM	Municipa l	Dr JS MLM	Thoboshi Park
1245.	103	0000 0	JR	1367	Dr JS MLM	Municipa l	Dr JS MLM	Napier
1246.	45	0000 0	JR	1808	Dr JS MLM	Municipa l	Dr JS MLM	Masoganeng
1247.	176	0000 0	JR	3554	Dr JS MLM	Municipa l	Dr JS MLM	Mmakau
1248.	70	0000 0	JR	2883	Dr JS MLM	Municipa l	Dr JS MLM	Petsaneng
1249.	90	0000 0	JR	46186	Dr JS MLM	Municipa l	Dr JS MLM	Mmakau
1250.	60	0000 0	JR	1893	Dr JS MLM	Municipa l	Dr JS MLM	Mmakau
1251.	2	0000 0	JR	2433	Dr JS MLM	Municipa l	Dr JS MLM	Masoganeng
1252.	64	0000 0	JR	1660	Dr JS MLM	Municipa l	Dr JS MLM	Masoganeng
1253.	265	0000 0	JR	6227	Dr JS MLM	Municipa l	Dr JS MLM	Mmakau
1254.	100	0000 0	JR	2446	Dr JS MLM	Municipa l	Dr JS MLM	Morning side
1255.	321	0000 0	JR	3312	Dr JS MLM	Municipa l	Dr JS MLM	Mmakau
1256.	361	0000 0	JR	1947	Dr JS MLM	Municipa l	Dr JS MLM	Napier
1257.	191	0000 0	JR	1036	Dr JS MLM	Municipa l	Dr JS MLM	Napier
1258.	9	0000 0	JR	1949	Dr JS MLM	Municipa l	Dr JS MLM	Morning side
1259.	63	0000 0	JR	2690	Dr JS MLM	Municipa l	Dr JS MLM	Mmakau

FINAL IDP REVIEW 2019/2020 FY

Num berin g	Erf No	Port ion	Maj Regi on	Sqm	Gov Owner	OwnerC at	Owner Name	Town Name
1260.	10	0000 0	JR	2300	Dr JS MLM	Municipa l	Dr JS MLM	Napier
1261.	169	0000 0	JR	4073	Dr JS MLM	Municipa l	Dr JS MLM	Mmakau
1262.	284	0000 0	JR	2535	Dr JS MLM	Municipa l	Dr JS MLM	Thoboshi Park
1263.	221	0000 0	JR	2292	Dr JS MLM	Municipa l	Dr JS MLM	Petsaneng
1264.	287	0000 0	JR	2053	Dr JS MLM	Municipa l	Dr JS MLM	Thoboshi Park
1265.	46	0000 0	JR	1791	Dr JS MLM	Municipa l	Dr JS MLM	Mmantlole
1266.	216	0000 0	JR	2505	Dr JS MLM	Municipa l	Dr JS MLM	Thoboshi Park
1267.	221	0000 0	JR	1943	Dr JS MLM	Municipa l	Dr JS MLM	Thoboshi Park
1268.	184	0000 0	JR	1936	Dr JS MLM	Municipa l	Dr JS MLM	Mmantlole
1269.	143	0000 0	JR	2499	Dr JS MLM	Municipa l	Dr JS MLM	Thoboshi Park
1270.	212	0000 0	JR	2863	Dr JS MLM	Municipa l	Dr JS MLM	Thoboshi Park
1271.	142	0000 0	JR	2497	Dr JS MLM	Municipa l	Dr JS MLM	Thoboshi Park
1272.	312	0000 0	JR	1933	Dr JS MLM	Municipa l	Dr JS MLM	Thoboshi Park
1273.	28	0000 0	JR	4675	Dr JS MLM	Municipa l	Dr JS MLM	Mmantlole
1274.	211	0000 0	JR	2367	Dr JS MLM	Municipa l	Dr JS MLM	Thoboshi Park
1275.	47	0000 0	JR	4620	Dr JS MLM	Municipa l	Dr JS MLM	Ga-Matjila
1276.	40	0000 0	JR	4618	Dr JS MLM	Municipa l	Dr JS MLM	Ga-Matjila
1277.	1	0000 0	JR	3624	Dr JS MLM	Municipa l	Dr JS MLM	Ga-Matjila

Num berin g	Erf No	Port ion	Maj Regi on	Sqm	Gov Owner	OwnerC at	Owner Name	Town Name
1278.	173	0000 0	JS	540	Dr JS MLM	Municipa l	Dr JS MLM	Siyabuswa- C
1279.	192	0000 0	JS	540	Dr JS MLM	Municipa l	Dr JS MLM	Siyabuswa- C
1280.	2038	0000 0	JS	630	Dr JS MLM	Municipa l	Dr JS MLM	Siyabuswa- C
1281.	412	0000 0	JS	637	Dr JS MLM	Municipa l	Dr JS MLM	Siyabuswa- C
1282.	551	0000 0	JS	1021	Dr JS MLM	Municipa l	Dr JS MLM	Siyabuswa- C
1283.	271	0000 0	JR	1542	Dr JS MLM	Municipa l	Dr JS MLM	Napier
1284.	324	0000 0	JR	2000	Dr JS MLM	Municipa l	Dr JS MLM	Napier
1285.	9	0000 0	JR	1589	Dr JS MLM	Municipa l	Dr JS MLM	Masoganeng
1286.	477	0000 0	JS	631	Dr JS MLM	Municipa l	Dr JS MLM	Siyabuswa- C
1287.	2134	0000 0	JS	674	Dr JS MLM	Municipa l	Dr JS MLM	Siyabuswa- C
1288.	208	0000 0	JR	2808	Dr JS MLM	Municipa l	Dr JS MLM	Thoboshi Park
1289.	160	0000 0	JR	2462	Dr JS MLM	Municipa l	Dr JS MLM	Thoboshi Park
1290.	97	0000 0	JR	2668	Dr JS MLM	Municipa l	Dr JS MLM	Thoboshi Park
1291.	23	0000 0	JR	2227	Dr JS MLM	Municipa l	Dr JS MLM	Thoboshi Park
1292.	36	0000 0	JR	3852	Dr JS MLM	Municipa l	Dr JS MLM	Phelindaba
1293.	215	0000 0	JR	1100	Dr JS MLM	Municipa l	Dr JS MLM	Napier
1294.	1	0000 0	JR	38668	Dr JS MLM	Municipa l	Dr JS MLM	Phelindaba
1295.	161	0000 0	JR	1084	Dr JS MLM	Municipa l	Dr JS MLM	Napier

FINAL IDP REVIEW 2019/2020 FY

Num berin g	Erf No	Port ion	Maj Regi on	Sqm	Gov Owner	OwnerC at	Owner Name	Town Name
1296.	186	0000 0	JR	1042	Dr JS MLM	Municipa l	Dr JS MLM	Napier
1297.	12	0000 0	JR	2240	Dr JS MLM	Municipa l	Dr JS MLM	Morning Side
1298.	36	0000 0	JR	2146	Dr JS MLM	Municipa l	Dr JS MLM	Napier
1299.	24	0000 0	JR	9593	Dr JS MLM	Municipa l	Dr JS MLM	Napier
1300.	201	0000 0	JR	2319	Dr JS MLM	Municipa l	Dr JS MLM	Thoboshi Park
1301.	183	0000 0	JR	2125	Dr JS MLM	Municipa l	Dr JS MLM	Mmantlole
1302.	84	0000 0	JR	3136	Dr JS MLM	Municipa l	Dr JS MLM	Ga-Matjila
1303.	215	0000 0	JR	2792	Dr JS MLM	Municipa l	Dr JS MLM	Thoboshi Park
1304.	68	0000 0	JR	2672	Dr JS MLM	Municipa l	Dr JS MLM	Thoboshi Park
1305.	1928	0000 0	JS	16000	Dr JS MLM	Municipa l	Dr JS MLM	Siyabuswa- C
1306.	226	0000 0	JR	2029	Dr JS MLM	Municipa l	Dr JS MLM	Thoboshi Park
1307.	38	0000 0	JR	3760	Dr JS MLM	Municipa l	Dr JS MLM	Mmantlole
1308.	348	0000 0	JR	3895	Dr JS MLM	Municipa l	Dr JS MLM	Mmakau
1309.	252	0000 0	JR	2148	Dr JS MLM	Municipa l	Dr JS MLM	Petsaneng
1310.	79	0000 0	JR	2328	Dr JS MLM	Municipa l	Dr JS MLM	Petsaneng
1311.	60	0000 0	JR	2497	Dr JS MLM	Municipa l	Dr JS MLM	Petsaneng
1312.	248	0000 0	JR	2000	Dr JS MLM	Municipa l	Dr JS MLM	Napier
1313.	1291	0000 0	JR	2212	Dr JS MLM	Municipa l	Dr JS MLM	Leeuwfontei n-C Ext 1

Num berin g	Erf No	Port ion	Maj Regi on	Sqm	Gov Owner	OwnerC at	Owner Name	Town Name
1314.	146	0000 0	JR	2878	Dr JS MLM	Municipa l	Dr JS MLM	Mmakau
1315.	161	0000 0	JR	3537	Dr JS MLM	Municipa l	Dr JS MLM	Mmantlole
1316.	129	0000 0	JR	4263	Dr JS MLM	Municipa l	Dr JS MLM	Ga-Matjila
1317.	250	0000 0	JR	1698	Dr JS MLM	Municipa l	Dr JS MLM	Mmakau
1318.	111	0000 0	JR	1939	Dr JS MLM	Municipa l	Dr JS MLM	Morning Side
1319.	289	0000 0	JR	2497	Dr JS MLM	Municipa l	Dr JS MLM	Napier
1320.	101	0000 0	JR	2084	Dr JS MLM	Municipa l	Dr JS MLM	Petsaneng
1321.	48	0000 0	JR	4031	Dr JS MLM	Municipa l	Dr JS MLM	Phelindaba
1322.	66	0000 0	JR	4872	Dr JS MLM	Municipa l	Dr JS MLM	Phelindaba
1323.	28	0000 0	JR	2664	Dr JS MLM	Municipa l	Dr JS MLM	Petsaneng
1324.	166	0000 0	JR	2449	Dr JS MLM	Municipa l	Dr JS MLM	Thoboshi Park
1325.	184	0000 0	JR	2498	Dr JS MLM	Municipa l	Dr JS MLM	Thoboshi Park
1326.	155	0000 0	JR	2579	Dr JS MLM	Municipa l	Dr JS MLM	Petsaneng
1327.	255	0000 0	JR	19762	Dr JS MLM	Municipa l	Dr JS MLM	Petsaneng
1328.	128	0000 0	JR	2325	Dr JS MLM	Municipa l	Dr JS MLM	Petsaneng
1329.	1334	0000 0	JS	2649	Dr JS MLM	Municipa l	Dr JS MLM	Siyabuswa- C
1330.	181	0000 0	JS	540	Dr JS MLM	Municipa l	Dr JS MLM	Siyabuswa- C
1331.	93	0000 0	JR	3205	Dr JS MLM	Municipa l	Dr JS MLM	Masoganeng

FINAL IDP REVIEW 2019/2020 FY

Num berin g	Erf No	Port ion	Maj Regi on	Sqm	Gov Owner	OwnerC at	Owner Name	Town Name
1332.	173	0000 0	JR	3001	Dr JS MLM	Municipa l	Dr JS MLM	Petsaneng
1333.	43	0000 0	JR	2595	Dr JS MLM	Municipa l	Dr JS MLM	Petsaneng
1334.	17	0000 0	JR	2856	Dr JS MLM	Municipa l	Dr JS MLM	Petsaneng
1335.	262	0000 0	JS	540	Dr JS MLM	Municipa l	Dr JS MLM	Siyabuswa- C
1336.	81	0000 0	JR	2411	Dr JS MLM	Municipa l	Dr JS MLM	Petsaneng
1337.	31	0000 0	JR	2693	Dr JS MLM	Municipa l	Dr JS MLM	Petsaneng
1338.	121	0000 0	JR	1755	Dr JS MLM	Municipa l	Dr JS MLM	Mmantlole
1339.	143	0000 0	JR	2027	Dr JS MLM	Municipa l	Dr JS MLM	Petsaneng
1340.	107	0000 0	JR	2825	Dr JS MLM	Municipa l	Dr JS MLM	Thoboshi Park
1341.	70	0000 0	JR	1754	Dr JS MLM	Municipa l	Dr JS MLM	Masoganeng
1342.	3	0000 0	JR	2378	Dr JS MLM	Municipa l	Dr JS MLM	Masoganeng
1343.	114	0000 0	JR	1653	Dr JS MLM	Municipa l	Dr JS MLM	Morning Side
1344.	161	0000 0	JS	1031	Dr JS MLM	Municipa l	Dr JS MLM	Siyabuswa- C
1345.	68	0000 0	JR	1908	Dr JS MLM	Municipa l	Dr JS MLM	Morning Side
1346.	92	0000 0	JR	2323	Dr JS MLM	Municipa l	Dr JS MLM	Morning Side
1347.	126	0000 0	JR	2165	Dr JS MLM	Municipa l	Dr JS MLM	Petsaneng
1348.	395	0000 0	JR	40399	Dr JS MLM	Municipa l	Dr JS MLM	Napier
1349.	30	0000 0	JR	2350	Dr JS MLM	Municipa l	Dr JS MLM	Masoganeng

Num berin g	Erf No	Port ion	Maj Regi on	Sqm	Gov Owner	OwnerC at	Owner Name	Town Name
1350.	72	0000 0	JR	1987	Dr JS MLM	Municipa l	Dr JS MLM	Masoganeng
1351.	108	0000 0	JR	1712	Dr JS MLM	Municipa l	Dr JS MLM	Morning Side
1352.	177	0000 0	JR	2273	Dr JS MLM	Municipa l	Dr JS MLM	Petsaneng
1353.	168	0000 0	JR	61365	Dr JS MLM	Municipa l	Dr JS MLM	Petsaneng
1354.	120	0000 0	JR	5344	Dr JS MLM	Municipa l	Dr JS MLM	Ga-Matjila
1355.	22	0000 0	JR	2470	Dr JS MLM	Municipa l	Dr JS MLM	Masoganeng
1356.	100	0000 0	JR	2533	Dr JS MLM	Municipa l	Dr JS MLM	Petsaneng
1357.	277	0000 0	JR	1992	Dr JS MLM	Municipa l	Dr JS MLM	Thoboshi Park
1358.	69	0000 0	JR	2485	Dr JS MLM	Municipa l	Dr JS MLM	Thoboshi Park
1359.	133	0000 0	JR	2455	Dr JS MLM	Municipa l	Dr JS MLM	Thoboshi Park
1360.	131	0000 0	JR	2010	Dr JS MLM	Municipa l	Dr JS MLM	Petsaneng
1361.	16	0000 0	JR	6043	Dr JS MLM	Municipa l	Dr JS MLM	Mmantlole
1362.	102	0000 0	JR	16386	Dr JS MLM	Municipa l	Dr JS MLM	Mmakau
1363.	5	0000 0	JR	2361	Dr JS MLM	Municipa l	Dr JS MLM	Thoboshi Park
1364.	15	0000 0	JR	1904	Dr JS MLM	Municipa l	Dr JS MLM	Masoganeng
1365.	26	0000 0	JR	2484	Dr JS MLM	Municipa l	Dr JS MLM	Petsaneng
1366.	172	0000 0	JR	2701	Dr JS MLM	Municipa l	Dr JS MLM	Petsaneng
1367.	14	0000 0	JS	630	Dr JS MLM	Municipa l	Dr JS MLM	Siyabuswa- C

FINAL IDP REVIEW 2019/2020 FY

Num berin g	Erf No	Port ion	Maj Regi on	Sqm	Gov Owner	OwnerC at	Owner Name	Town Name
1368.	84	0000 0	JR	2393	Dr JS MLM	Municipa l	Dr JS MLM	Morning Side
1369.	162	0000 0	JR	4151	Dr JS MLM	Municipa l	Dr JS MLM	Mmantlole
1370.	245	0000 0	JR	2012	Dr JS MLM	Municipa l	Dr JS MLM	Thoboshi Park
1371.	257	0000 0	JR	1932	Dr JS MLM	Municipa l	Dr JS MLM	Thoboshi Park
1372.	202	0000 0	JR	2454	Dr JS MLM	Municipa l	Dr JS MLM	Thoboshi Park
1373.	145	0000 0	JR	2511	Dr JS MLM	Municipa l	Dr JS MLM	Thoboshi Park
1374.	229	0000 0	JR	1824	Dr JS MLM	Municipa l	Dr JS MLM	Thoboshi Park
1375.	264	0000 0	JR	3818	Dr JS MLM	Municipa l	Dr JS MLM	Mmakau
1376.	56	0000 0	JR	1918	Dr JS MLM	Municipa l	Dr JS MLM	Morning Side
1377.	27	0000 0	JR	3631	Dr JS MLM	Municipa l	Dr JS MLM	Mmantlole
1378.	60	0000 0	JR	4490	Dr JS MLM	Municipa l	Dr JS MLM	Phelindaba
1379.	277	0000 0	JR	2179	Dr JS MLM	Municipa l	Dr JS MLM	Napier
1380.	79	0000 0	JR	4787	Dr JS MLM	Municipa l	Dr JS MLM	phelindaba
1381.	80	0000 0	JR	2220	Dr JS MLM	Municipa l	Dr JS MLM	Mmakau
1382.	90	0000 0	JR	2025	Dr JS MLM	Municipa l	Dr JS MLM	Napier
1383.	51	0000 0	JR	850	Dr JS MLM	Municipa l	Dr JS MLM	Napier
1384.	214	0000 0	JR	1116	Dr JS MLM	Municipa l	Dr JS MLM	Napier
1385.	227	0000 0	JR	1706	Dr JS MLM	Municipa l	Dr JS MLM	Napier

Num berin g	Erf No	Port ion	Maj Regi on	Sqm	Gov Owner	OwnerC at	Owner Name	Town Name
1386.	77	0000 0	JR	1892	Dr JS MLM	Municipa l	Dr JS MLM	Morning Side
1387.	73	0000 0	JR	2531	Dr JS MLM	Municipa l	Dr JS MLM	Petsaneng
1388.	303	0000 0	JR	1148	Dr JS MLM	Municipa l	Dr JS MLM	Mmakau
1389.	8	0000 0	JR	1945	Dr JS MLM	Municipa l	Dr JS MLM	Morning Side
1390.	124	0000 0	JS	1001	Dr JS MLM	Municipa l	Dr JS MLM	Siyabuswa- C
1391.	2108	0000 0	JS	540	Dr JS MLM	Municipa l	Dr JS MLM	Siyabuswa- C
1392.	1246	0000 0	JS	540	Dr JS MLM	Municipa l	Dr JS MLM	Siyabuswa- C
1393.	1336	0000 0	JS	2680	Dr JS MLM	Municipa l	Dr JS MLM	Siyabuswa- C
1394.	66	0000 0	JR	2261	Dr JS MLM	Municipa l	Dr JS MLM	Thoboshi Park
1395.	278	0000 0	JR	1971	Dr JS MLM	Municipa l	Dr JS MLM	Thoboshi Park
1396.	238	0000 0	JS	540	Dr JS MLM	Municipa l	Dr JS MLM	Siyabuswa- C
1397.	2109	0000 0	JS	540	Dr JS MLM	Municipa l	Dr JS MLM	Siyabuswa- C
1398.	102	0000 0	JS	540	Dr JS MLM	Municipa l	Dr JS MLM	Siyabuswa- C
1399.	57	0000 0	JR	1850	Dr JS MLM	Municipa l	Dr JS MLM	Morning Side
1400.	98	0000 0	JR	1397	Dr JS MLM	Municipa l	Dr JS MLM	Napier
1401.	63	0000 0	JR	1232	Dr JS MLM	Municipa l	Dr JS MLM	Kameelpoor t-A
1402.	91	0000 0	JR	4989	Dr JS MLM	Municipa l	Dr JS MLM	Phelindaba
1403.	60	0000 0	JR	1610	Dr JS MLM	Municipa l	Dr JS MLM	Masoganeng

FINAL IDP REVIEW 2019/2020 FY

Num berin g	Erf No	Port ion	Maj Regi on	Sqm	Gov Owner	OwnerC at	Owner Name	Town Name
1404.	91	0000 0	JR	3271	Dr JS MLM	Municipa l	Dr JS MLM	Ga-Matjila
1405.	1668	0000 0	JS	540	Dr JS MLM	Municipa l	Dr JS MLM	Siyabuswa- C
1406.	159	0000 0	JR	3583	Dr JS MLM	Municipa l	Dr JS MLM	Mmakau
1407.	274	0000 0	JR	5807	Dr JS MLM	Municipa l	Dr JS MLM	Mmakau
1408.	92	0000 0	JR	1587	Dr JS MLM	Municipa l	Dr JS MLM	Masoganeng
1409.	218	0000 0	JR	3683	Dr JS MLM	Municipa l	Dr JS MLM	Mmakau
1410.	181	0000 0	JR	4087	Dr JS MLM	Municipa l	Dr JS MLM	Mmantlole
1411.	7	0000 0	JR	4418	Dr JS MLM	Municipa l	Dr JS MLM	Ga-Matjila
1412.	291	0000 0	JR	2005	Dr JS MLM	Municipa l	Dr JS MLM	Thoboshi Park
1413.	63	0000 0	JR	2627	Dr JS MLM	Municipa l	Dr JS MLM	Thoboshi Park
1414.	106	0000 0	JR	2890	Dr JS MLM	Municipa l	Dr JS MLM	Petsaneng
1415.	88	0000 0	JR	2566	Dr JS MLM	Municipa l	Dr JS MLM	Petsaneng
1416.	211	0000 0	JR	2114	Dr JS MLM	Municipa l	Dr JS MLM	Petsaneng
1417.	32	0000 0	JR	2625	Dr JS MLM	Municipa l	Dr JS MLM	Petsaneng
1418.	92	0000 0	JS	2547	Dr JS MLM	Municipa l	Dr JS MLM	Siyabuswa- E
1419.	7	0000 0	JR	2616	Dr JS MLM	Municipa l	Dr JS MLM	Petsaneng
1420.	171	0000 0	JR	4570	Dr JS MLM	Municipa l	Dr JS MLM	Mmantlole
1421.	153	0000 0	JR	4045	Dr JS MLM	Municipa l	Dr JS MLM	Mmakau

Num berin g	Erf No	Port ion	Maj Regi on	Sqm	Gov Owner	OwnerC at	Owner Name	Town Name
1422.	179	0000 0	JR	2448	Dr JS MLM	Municipa l	Dr JS MLM	Thoboshi Park
1423.	52	0000 0	JR	2216	Dr JS MLM	Municipa l	Dr JS MLM	Thoboshi Park
1424.	241	0000 0	JR	2227	Dr JS MLM	Municipa l	Dr JS MLM	Thoboshi Park
1425.	206	0000 0	JR	2658	Dr JS MLM	Municipa l	Dr JS MLM	Thoboshi Park
1426.	313	0000 0	JR	1915	Dr JS MLM	Municipa l	Dr JS MLM	Thoboshi Park
1427.	308	0000 0	JR	2148	Dr JS MLM	Municipa l	Dr JS MLM	Thoboshi Park
1428.	317	0000 0	JR	1785	Dr JS MLM	Municipa l	Dr JS MLM	Thoboshi Park
1429.	181	0000 0	JR	2404	Dr JS MLM	Municipa l	Dr JS MLM	Thoboshi Park
1430.	78	0000 0	JR	2858	Dr JS MLM	Municipa l	Dr JS MLM	Ga-Matjila
1431.	58	0000 0	JR	2571	Dr JS MLM	Municipa l	Dr JS MLM	Thoboshi Park
1432.	31	0000 0	JR	5239	Dr JS MLM	Municipa l	Dr JS MLM	Mmantlole
1433.	244	0000 0	JR	2033	Dr JS MLM	Municipa l	Dr JS MLM	Thoboshi Park
1434.	44	0000 0	JR	2615	Dr JS MLM	Municipa l	Dr JS MLM	Thoboshi Park
1435.	3	0000 0	JR	2567	Dr JS MLM	Municipa l	Dr JS MLM	Thoboshi Park
1436.	19	0000 0	JR	2416	Dr JS MLM	Municipa l	Dr JS MLM	Thoboshi Park
1437.	168	0000 0	JR	2779	Dr JS MLM	Municipa l	Dr JS MLM	Thoboshi Park
1438.	130	0000 0	JR	1248	Dr JS MLM	Municipa l	Dr JS MLM	Napier
1439.	36	0000 0	JR	2507	Dr JS MLM	Municipa l	Dr JS MLM	Thoboshi Park

FINAL IDP REVIEW 2019/2020 FY

Num berin g	Erf No	Port ion	Maj Regi on	Sqm	Gov Owner	OwnerC at	Owner Name	Town Name
1440.	29	0000 0	JR	2497	Dr JS MLM	Municipa l	Dr JS MLM	Masoganeng
1441.	197	0000 0	JR	2129	Dr JS MLM	Municipa l	Dr JS MLM	Petsaneng
1442.	26	0000 0	JR	2854	Dr JS MLM	Municipa l	Dr JS MLM	Masoganeng
1443.	50	0000 0	JR	2340	Dr JS MLM	Municipa l	Dr JS MLM	thoboshi Park
1444.	213	0000 0	JR	2868	Dr JS MLM	Municipa l	Dr JS MLM	Petsaneng
1445.	35	0000 0	JR	1317	Dr JS MLM	Municipa l	Dr JS MLM	Masoganeng
1446.	15	0000 0	JR	2537	Dr JS MLM	Municipa l	Dr JS MLM	Thoboshi Park
1447.	12	0000 0	JR	2528	Dr JS MLM	Municipa l	Dr JS MLM	Petsaneng
1448.	21	0000 0	JR	19476	Dr JS MLM	Municipa l	Dr JS MLM	Napier
1449.	285	0000 0	JR	2032	Dr JS MLM	Municipa l	Dr JS MLM	Napier
1450.	79	0000 0	JR	3954	Dr JS MLM	Municipa l	Dr JS MLM	Mmakau
1451.	47	0000 0	JR	1470	Dr JS MLM	Municipa l	Dr JS MLM	Napier
1452.	98	0000 0	JR	4499	Dr JS MLM	Municipa l	Dr JS MLM	Phelindaba
1453.	142	0000 0	JR	1195	Dr JS MLM	Municipa l	Dr JS MLM	Kameelpoor t-A
1454.	54	0000 0	JR	2253	Dr JS MLM	Municipa l	Dr JS MLM	Mmakau
1455.	3	0000 0	JR	1632	Dr JS MLM	Municipa l	Dr JS MLM	Napier
1456.	73	0000 0	JR	2074	Dr JS MLM	Municipa l	Dr JS MLM	Phelindaba
1457.	237	0000 0	JR	2417	Dr JS MLM	Municipa l	Dr JS MLM	Petsaneng

Num berin g	Erf No	Port ion	Maj Regi on	Sqm	Gov Owner	OwnerC at	Owner Name	Town Name
1458.	360	0000 0	JR	1749	Dr JS MLM	Municipa l	Dr JS MLM	Napier
1459.	31	0000 0	JR	1275	Dr JS MLM	Municipa l	Dr JS MLM	Mmakau
1460.	239	0000 0	JR	2506	Dr JS MLM	Municipa l	Dr JS MLM	Petsaneng
1461.	391	0000 0	JR	5339	Dr JS MLM	Municipa l	Dr JS MLM	Mmakau
1462.	285	0000 0	JR	3217	Dr JS MLM	Municipa l	Dr JS MLM	Mmakau
1463.	72	0000 0	JR	2760	Dr JS MLM	Municipa l	Dr JS MLM	Morning side
1464.	26	0000 0	JR	19098	Dr JS MLM	Municipa l	Dr JS MLM	Napier
1465.	96	0000 0	JR	2114	Dr JS MLM	Municipa l	Dr JS MLM	Morning side
1466.	351	0000 0	JR	4029	Dr JS MLM	Municipa l	Dr JS MLM	Mmakau
1467.	384	0000 0	JR	1139	Dr JS MLM	Municipa l	Dr JS MLM	Napier
1468.	250	0000 0	JR	2020	Dr JS MLM	Municipa l	Dr JS MLM	Napier
1469.	138	0000 0	JR	2010	Dr JS MLM	Municipa l	Dr JS MLM	Morning Side
1470.	3	0000 0	JR	5168	Dr JS MLM	Municipa l	Dr JS MLM	Phelindaba
1471.	10	0000 0	JS	630	Dr JS MLM	Municipa l	Dr JS MLM	Siyabuswa- C
1472.	115	0000 0	JR	1725	Dr JS MLM	Municipa l	Dr JS MLM	Morning Side
1473.	140	0000 0	JR	2141	Dr JS MLM	Municipa l	Dr JS MLM	Petsaneng
1474.	152	0000 0	JR	2389	Dr JS MLM	Municipa l	Dr JS MLM	Thoboshi p
1475.	67	0000 0	JR	4216	Dr JS MLM	Municipa l	Dr JS MLM	Ga-Matjila

FINAL IDP REVIEW 2019/2020 FY

Num berin g	Erf No	Port ion	Maj Regi on	Sqm	Gov Owner	OwnerC at	Owner Name	Town Name
1476.	102	0000 0	JR	2257	Dr JS MLM	Municipa l	Dr JS MLM	Petsaneng
1477.	163	0000 0	JR	5273	Dr JS MLM	Municipa l	Dr JS MLM	Mmakau
1478.	20	0000 0	JR	17834	Dr JS MLM	Municipa l	Dr JS MLM	Napier
1479.	357	0000 0	JR	3968	Dr JS MLM	Municipa l	Dr JS MLM	Mmakau
1480.	302	0000 0	JR	2745	Dr JS MLM	Municipa l	Dr JS MLM	Mmakau
1481.	115	0000 0	JR	1229	Dr JS MLM	Municipa l	Dr JS MLM	Kameelpoor t-A
1482.	263	0000 0	JR	1864	Dr JS MLM	Municipa l	Dr JS MLM	Thoboshi Park
1483.	205	0000 0	JR	1149	Dr JS MLM	Municipa l	Dr JS MLM	Kameelpoor t-A
1484.	18	0000 0	JR	1250	Dr JS MLM	Municipa l	Dr JS MLM	Kameelpoor t-A
1485.	31	0000 0	JR	3290	Dr JS MLM	Municipa l	Dr JS MLM	Napier
1486.	94	0000 0	JR	1441	Dr JS MLM	Municipa l	Dr JS MLM	Napier
1487.	40	0000 0	JR	4246	Dr JS MLM	Municipa l	Dr JS MLM	Phelindaba
1488.	69	0000 0	JR	1816	Dr JS MLM	Municipa l	Dr JS MLM	Mmakau
1489.	11	0000 0	JR	1235	Dr JS MLM	Municipa l	Dr JS MLM	Napier
1490.	175	0000 0	JR	2505	Dr JS MLM	Municipa l	Dr JS MLM	Thoboshi Park
1491.	233	0000 0	JR	1923	Dr JS MLM	Municipa l	Dr JS MLM	Thoboshi Park
1492.	119	0000 0	JR	2708	Dr JS MLM	Municipa l	Dr JS MLM	Thoboshi Park
1493.	294	0000 0	JR	2224	Dr JS MLM	Municipa l	Dr JS MLM	Thoboshi Park

Num berin g	Erf No	Port ion	Maj Regi on	Sqm	Gov Owner	OwnerC at	Owner Name	Town Name
1494.	106	0000 0	JR	2826	Dr JS MLM	Municipa l	Dr JS MLM	Thoboshi Park
1495.	150	0000 0	JR	12618	Dr JS MLM	Municipa l	Dr JS MLM	Morning side
1496.	118	0000 0	JR	1420	Dr JS MLM	Municipa l	Dr JS MLM	Morning side
1497.	142	0000 0	JR	1378	Dr JS MLM	Municipa l	Dr JS MLM	Morning side
1498.	71	0000 0	JR	2556	Dr JS MLM	Municipa l	Dr JS MLM	Petsaneng
1499.	124	0000 0	JR	2536	Dr JS MLM	Municipa l	Dr JS MLM	Morning Side
1500.	522	0000 0	JS	1390	Dr JS MLM	Municipa l	Dr JS MLM	Siyabuswa- E
1501.	525	0000 0	JS	2878	Dr JS MLM	Municipa l	Dr JS MLM	Siyabuswa- E
1502.	526	0000 0	JS	1325	Dr JS MLM	Municipa l	Dr JS MLM	Siyabuswa- E
1503.	1362	0000 0	JR	33106	Dr JS MLM	Municipa l	Dr JS MLM	Leeuwfontei n-C Ext 1
1504.	1045	0000 0	JS	13599	Dr JS MLM	Municipa l	Dr JS MLM	Siyabuswa- C
1505.	1488	0000 0	JS	7019	Dr JS MLM	Municipa l	Dr JS MLM	Siyabuswa- C
1506.	138	0000 0	JR	7889	Dr JS MLM	Municipa l	Dr JS MLM	Kameelpoor t-A
1507.	523	0000 0	JS	510	Dr JS MLM	Municipa l	Dr JS MLM	Siyabuswa- E
1508.	185	0000 0	JS	400	Dr JS MLM	Municipa l	Dr JS MLM	Siyabuswa- E
1509.	506	0000 0	JS	375	Dr JS MLM	Municipa l	Dr JS MLM	Siyabuswa- E
1510.	1522	0000 0	JS	630	Dr JS MLM	Municipa l	Dr JS MLM	Siyabuswa- C
1511.	2035	0000 0	JS	630	Dr JS MLM	Municipa l	Dr JS MLM	Siyabuswa- C

FINAL IDP REVIEW 2019/2020 FY

Num berin g	Erf No	Port ion	Maj Regi on	Sqm	Gov Owner	OwnerC at	Owner Name	Town Name
1512.	2036	0000 0	JS	630	Dr JS MLM	Municipa l	Dr JS MLM	Siyabuswa- C
1513.	2040	0000 0	JS	630	Dr JS MLM	Municipa l	Dr JS MLM	Siyabuswa- C
1514.	2127	0000 0	JS	672	Dr JS MLM	Municipa l	Dr JS MLM	Siyabuswa- C
1515.	2129	0000 0	JS	540	Dr JS MLM	Municipa l	Dr JS MLM	Siyabuswa- C
1516.	2131	0000 0	JS	540	Dr JS MLM	Municipa l	Dr JS MLM	Siyabuswa- C
1517.	2132	0000 0	JS	540	Dr JS MLM	Municipa l	Dr JS MLM	Siyabuswa- C
1518.	2137	0000 0	JS	540	Dr JS MLM	Municipa l	Dr JS MLM	Siyabuswa- C
1519.	2210	0000 0	JS	540	Dr JS MLM	Municipa l	Dr JS MLM	Siyabuswa- C
1520.	2212	0000 0	JS	540	Dr JS MLM	Municipa l	Dr JS MLM	Siyabuswa- C
1521.	2214	0000 0	JS	540	Dr JS MLM	Municipa l	Dr JS MLM	Siyabuswa- C
1522.	2215	0000 0	JS	540	Dr JS MLM	Municipa l	Dr JS MLM	Siyabuswa- C
1523.	2218	0000 0	JS	732	Dr JS MLM	Municipa l	Dr JS MLM	Siyabuswa- C
1524.	2225	0000 0	JS	540	Dr JS MLM	Municipa l	Dr JS MLM	Siyabuswa- C
1525.	2226	0000 0	JS	540	Dr JS MLM	Municipa l	Dr JS MLM	Siyabuswa- C
1526.	1810	0000 0	JS	662	Dr JS MLM	Municipa l	Dr JS MLM	Siyabuswa- C
1527.	1811	0000 0	JS	540	Dr JS MLM	Municipa l	Dr JS MLM	Siyabuswa- C
1528.	899	0000 0	JS	540	Dr JS MLM	Municipa l	Dr JS MLM	Siyabuswa- C
1529.	900	0000 0	JS	540	Dr JS MLM	Municipa l	Dr JS MLM	Siyabuswa- C

Num berin g	Erf No	Port ion	Maj Regi on	Sqm	Gov Owner	OwnerC at	Owner Name	Town Name
1530.	912	0000 0	JS	540	Dr JS MLM	Municipa l	Dr JS MLM	Siyabuswa- C
1531.	729	0000 0	JS	701	Dr JS MLM	Municipa l	Dr JS MLM	Siyabuswa- C
1532.	1750	0000 0	JS	540	Dr JS MLM	Municipa l	Dr JS MLM	Siyabuswa- C
1533.	437	0000 0	JS	631	Dr JS MLM	Municipa l	Dr JS MLM	Siyabuswa- C
1534.	438	0000 0	JS	631	Dr JS MLM	Municipa l	Dr JS MLM	Siyabuswa- C
1535.	1661	0000 0	JS	833	Dr JS MLM	Municipa l	Dr JS MLM	Siyabuswa- C
1536.	1665	0000 0	JS	540	Dr JS MLM	Municipa l	Dr JS MLM	Siyabuswa- C
1537.	248	0000 0	JS	540	Dr JS MLM	Municipa l	Dr JS MLM	Siyabuswa- C
1538.	249	0000 0	JS	540	Dr JS MLM	Municipa l	Dr JS MLM	Siyabuswa- C
1539.	250	0000 0	JS	672	Dr JS MLM	Municipa l	Dr JS MLM	Siyabuswa- C
1540.	260	0000 0	JS	666	Dr JS MLM	Municipa l	Dr JS MLM	Siyabuswa- C
1541.	261	0000 0	JS	753	Dr JS MLM	Municipa l	Dr JS MLM	Siyabuswa- C
1542.	277	0000 0	JS	540	Dr JS MLM	Municipa l	Dr JS MLM	Siyabuswa- C
1543.	96	0000 0	JS	540	Dr JS MLM	Municipa l	Dr JS MLM	Siyabuswa- C
1544.	97	0000 0	JS	540	Dr JS MLM	Municipa l	Dr JS MLM	Siyabuswa- C
1545.	103	0000 0	JS	540	Dr JS MLM	Municipa l	Dr JS MLM	Siyabuswa- C
1546.	1278	0000 0	JS	540	Dr JS MLM	Municipa l	Dr JS MLM	Siyabuswa- C
1547.	918	0000 0	JS	612	Dr JS MLM	Municipa l	Dr JS MLM	Siyabuswa- C

FINAL IDP REVIEW 2019/2020 FY

Num berin g	Erf No	Port ion	Maj Regi on	Sqm	Gov Owner	OwnerC at	Owner Name	Town Name
1548.	1277	0000 0	JS	540	Dr JS MLM	Municipa l	Dr JS MLM	Siyabuswa- C
1549.	731	0000 0	JS	540	Dr JS MLM	Municipa l	Dr JS MLM	Siyabuswa- C
1550.	445	0000 0	JS	630	Dr JS MLM	Municipa l	Dr JS MLM	Siyabuswa- C
1551.	449	0000 0	JS	630	Dr JS MLM	Municipa l	Dr JS MLM	Siyabuswa- C
1552.	453	0000 0	JS	615	Dr JS MLM	Municipa l	Dr JS MLM	Siyabuswa- C
1553.	750	0000 0	JS	540	Dr JS MLM	Municipa l	Dr JS MLM	Siyabuswa- C
1554.	751	0000 0	JS	540	Dr JS MLM	Municipa l	Dr JS MLM	Siyabuswa- C
1555.	752	0000 0	JS	540	Dr JS MLM	Municipa l	Dr JS MLM	Siyabuswa- C
1556.	756	0000 0	JS	540	Dr JS MLM	Municipa l	Dr JS MLM	Siyabuswa- C
1557.	1667	0000 0	JS	540	Dr JS MLM	Municipa l	Dr JS MLM	Siyabuswa- C
1558.	1669	0000 0	JS	540	Dr JS MLM	Municipa l	Dr JS MLM	Siyabuswa- C
1559.	1671	0000 0	JS	732	Dr JS MLM	Municipa l	Dr JS MLM	Siyabuswa- C
1560.	1672	0000 0	JS	535	Dr JS MLM	Municipa l	Dr JS MLM	Siyabuswa- C
1561.	634	0000 0	JS	540	Dr JS MLM	Municipa l	Dr JS MLM	Siyabuswa- C
1562.	636	0000 0	JS	540	Dr JS MLM	Municipa l	Dr JS MLM	Siyabuswa- C
1563.	638	0000 0	JS	540	Dr JS MLM	Municipa l	Dr JS MLM	Siyabuswa- C
1564.	639	0000 0	JS	540	Dr JS MLM	Municipa l	Dr JS MLM	Siyabuswa- C
1565.	642	0000 0	JS	960	Dr JS MLM	Municipa l	Dr JS MLM	Siyabuswa- C

Num berin g	Erf No	Port ion	Maj Regi on	Sqm	Gov Owner	OwnerC at	Owner Name	Town Name
1566.	1470	0000 0	JS	985	Dr JS MLM	Municipa l	Dr JS MLM	Siyabuswa- C
1567.	1549	0000 0	JS	630	Dr JS MLM	Municipa l	Dr JS MLM	Siyabuswa- C
1568.	1566	0000 0	JS	602	Dr JS MLM	Municipa l	Dr JS MLM	Siyabuswa- C
1569.	761	0000 0	JS	540	Dr JS MLM	Municipa l	Dr JS MLM	Siyabuswa- C
1570.	762	0000 0	JS	540	Dr JS MLM	Municipa l	Dr JS MLM	Siyabuswa- C
1571.	770	0000 0	JS	540	Dr JS MLM	Municipa l	Dr JS MLM	Siyabuswa- C
1572.	1161	0000 0	JS	540	Dr JS MLM	Municipa l	Dr JS MLM	Siyabuswa- C
1573.	838	0000 0	JS	630	Dr JS MLM	Municipa l	Dr JS MLM	Siyabuswa- C
1574.	840	0000 0	JS	630	Dr JS MLM	Municipa l	Dr JS MLM	Siyabuswa- C
1575.	18	0000 0	JS	630	Dr JS MLM	Municipa l	Dr JS MLM	Siyabuswa- C
1576.	21	0000 0	JS	630	Dr JS MLM	Municipa l	Dr JS MLM	Siyabuswa- C
1577.	22	0000 0	JS	630	Dr JS MLM	Municipa l	Dr JS MLM	Siyabuswa- C
1578.	23	0000 0	JS	630	Dr JS MLM	Municipa l	Dr JS MLM	Siyabuswa- C
1579.	24	0000 0	JS	788	Dr JS MLM	Municipa l	Dr JS MLM	Siyabuswa- C
1580.	2142	0000 0	JS	580	Dr JS MLM	Municipa l	Dr JS MLM	Siyabuswa- C
1581.	1886	0000 0	JS	540	Dr JS MLM	Municipa l	Dr JS MLM	Siyabuswa- C
1582.	1943	0000 0	JS	540	Dr JS MLM	Municipa l	Dr JS MLM	Siyabuswa- C
1583.	1946	0000 0	JS	540	Dr JS MLM	Municipa l	Dr JS MLM	Siyabuswa- C

FINAL IDP REVIEW 2019/2020 FY

Num berin g	Erf No	Port ion	Maj Regi on	Sqm	Gov Owner	OwnerC at	Owner Name	Town Name
1584.	553	0000 0	JS	540	Dr JS MLM	Municipa l	Dr JS MLM	Siyabuswa- C
1585.	554	0000 0	JS	540	Dr JS MLM	Municipa l	Dr JS MLM	Siyabuswa- C
1586.	1486	0000 0	JS	540	Dr JS MLM	Municipa l	Dr JS MLM	Siyabuswa- C
1587.	1814	0000 0	JS	540	Dr JS MLM	Municipa l	Dr JS MLM	Siyabuswa- C
1588.	1996	0000 0	JS	540	Dr JS MLM	Municipa l	Dr JS MLM	Siyabuswa- C
1589.	1997	0000 0	JS	592	Dr JS MLM	Municipa l	Dr JS MLM	Siyabuswa- C
1590.	1171	0000 0	JS	540	Dr JS MLM	Municipa l	Dr JS MLM	Siyabuswa- C
1591.	1176	0000 0	JS	540	Dr JS MLM	Municipa l	Dr JS MLM	Siyabuswa- C
1592.	1178	0000 0	JS	540	Dr JS MLM	Municipa l	Dr JS MLM	Siyabuswa- C
1593.	857	0000 0	JS	639	Dr JS MLM	Municipa l	Dr JS MLM	Siyabuswa- C
1594.	264	0000 0	JS	540	Dr JS MLM	Municipa l	Dr JS MLM	Siyabuswa- C
1595.	265	0000 0	JS	540	Dr JS MLM	Municipa l	Dr JS MLM	Siyabuswa- C
1596.	266	0000 0	JS	540	Dr JS MLM	Municipa l	Dr JS MLM	Siyabuswa- C
1597.	5	0000 0	JS	630	Dr JS MLM	Municipa l	Dr JS MLM	Siyabuswa- C
1598.	6	0000 0	JS	630	Dr JS MLM	Municipa l	Dr JS MLM	Siyabuswa- C
1599.	2058	0000 0	JS	630	Dr JS MLM	Municipa l	Dr JS MLM	Siyabuswa- C
1600.	2156	0000 0	JS	540	Dr JS MLM	Municipa l	Dr JS MLM	Siyabuswa- C
1601.	2157	0000 0	JS	732	Dr JS MLM	Municipa l	Dr JS MLM	Siyabuswa- C

Num berin g	Erf No	Port ion	Maj Regi on	Sqm	Gov Owner	OwnerC at	Owner Name	Town Name
1602.	2159	0000 0	JS	540	Dr JS MLM	Municipa l	Dr JS MLM	Siyabuswa- C
1603.	1949	0000 0	JS	540	Dr JS MLM	Municipa l	Dr JS MLM	Siyabuswa- C
1604.	371	0000 0	JS	540	Dr JS MLM	Municipa l	Dr JS MLM	Siyabuswa- C
1605.	376	0000 0	JS	540	Dr JS MLM	Municipa l	Dr JS MLM	Siyabuswa- C
1606.	381	0000 0	JS	540	Dr JS MLM	Municipa l	Dr JS MLM	Siyabuswa- C
1607.	1774	0000 0	JS	540	Dr JS MLM	Municipa l	Dr JS MLM	Siyabuswa- C
1608.	1776	0000 0	JS	540	Dr JS MLM	Municipa l	Dr JS MLM	Siyabuswa- C
1609.	1777	0000 0	JS	540	Dr JS MLM	Municipa l	Dr JS MLM	Siyabuswa- C
1610.	1676	0000 0	JS	540	Dr JS MLM	Municipa l	Dr JS MLM	Siyabuswa- C
1611.	1677	0000 0	JS	540	Dr JS MLM	Municipa l	Dr JS MLM	Siyabuswa- C
1612.	1680	0000 0	JS	540	Dr JS MLM	Municipa l	Dr JS MLM	Siyabuswa- C
1613.	1681	0000 0	JS	698	Dr JS MLM	Municipa l	Dr JS MLM	Siyabuswa- C
1614.	1682	0000 0	JS	540	Dr JS MLM	Municipa l	Dr JS MLM	Siyabuswa- C
1615.	280	0000 0	JS	540	Dr JS MLM	Municipa l	Dr JS MLM	Siyabuswa- C
1616.	281	0000 0	JS	540	Dr JS MLM	Municipa l	Dr JS MLM	Siyabuswa- C
1617.	282	0000 0	JS	540	Dr JS MLM	Municipa l	Dr JS MLM	Siyabuswa- C
1618.	283	0000 0	JS	540	Dr JS MLM	Municipa l	Dr JS MLM	Siyabuswa- C
1619.	284	0000 0	JS	540	Dr JS MLM	Municipa l	Dr JS MLM	Siyabuswa- C

FINAL IDP REVIEW 2019/2020 FY

Num berin g	Erf No	Port ion	Maj Regi on	Sqm	Gov Owner	OwnerC at	Owner Name	Town Name
1620.	286	0000 0	JS	540	Dr JS MLM	Municipa l	Dr JS MLM	Siyabuswa- C
1621.	288	0000 0	JS	578	Dr JS MLM	Municipa l	Dr JS MLM	Siyabuswa- C
1622.	289	0000 0	JS	540	Dr JS MLM	Municipa l	Dr JS MLM	Siyabuswa- C
1623.	291	0000 0	JS	540	Dr JS MLM	Municipa l	Dr JS MLM	Siyabuswa- C
1624.	292	0000 0	JS	540	Dr JS MLM	Municipa l	Dr JS MLM	Siyabuswa- C
1625.	294	0000 0	JS	540	Dr JS MLM	Municipa l	Dr JS MLM	Siyabuswa- C
1626.	7	0000 0	JS	630	Dr JS MLM	Municipa l	Dr JS MLM	Siyabuswa- C
1627.	9	0000 0	JS	630	Dr JS MLM	Municipa l	Dr JS MLM	Siyabuswa- C
1628.	31	0000 0	JS	630	Dr JS MLM	Municipa l	Dr JS MLM	Siyabuswa- C
1629.	32	0000 0	JS	630	Dr JS MLM	Municipa l	Dr JS MLM	Siyabuswa- C
1630.	34	0000 0	JS	630	Dr JS MLM	Municipa l	Dr JS MLM	Siyabuswa- C
1631.	111	0000 0	JS	540	Dr JS MLM	Municipa l	Dr JS MLM	Siyabuswa- C
1632.	112	0000 0	JS	540	Dr JS MLM	Municipa l	Dr JS MLM	Siyabuswa- C
1633.	113	0000 0	JS	540	Dr JS MLM	Municipa l	Dr JS MLM	Siyabuswa- C
1634.	115	0000 0	JS	540	Dr JS MLM	Municipa l	Dr JS MLM	Siyabuswa- C
1635.	990	0000 0	JS	540	Dr JS MLM	Municipa l	Dr JS MLM	Siyabuswa- C
1636.	677	0000 0	JS	540	Dr JS MLM	Municipa l	Dr JS MLM	Siyabuswa- C
1637.	461	0000 0	JS	629	Dr JS MLM	Municipa l	Dr JS MLM	Siyabuswa- C

Num berin g	Erf No	Port ion	Maj Regi on	Sqm	Gov Owner	OwnerC at	Owner Name	Town Name
1638.	464	0000 0	JS	629	Dr JS MLM	Municipa l	Dr JS MLM	Siyabuswa- C
1639.	472	0000 0	JS	631	Dr JS MLM	Municipa l	Dr JS MLM	Siyabuswa- C
1640.	1683	0000 0	JS	540	Dr JS MLM	Municipa l	Dr JS MLM	Siyabuswa- C
1641.	1684	0000 0	JS	540	Dr JS MLM	Municipa l	Dr JS MLM	Siyabuswa- C
1642.	1686	0000 0	JS	540	Dr JS MLM	Municipa l	Dr JS MLM	Siyabuswa- C
1643.	1688	0000 0	JS	540	Dr JS MLM	Municipa l	Dr JS MLM	Siyabuswa- C
1644.	1690	0000 0	JS	540	Dr JS MLM	Municipa l	Dr JS MLM	Siyabuswa- C
1645.	1693	0000 0	JS	540	Dr JS MLM	Municipa l	Dr JS MLM	Siyabuswa- C
1646.	1694	0000 0	JS	540	Dr JS MLM	Municipa l	Dr JS MLM	Siyabuswa- C
1647.	1695	0000 0	JS	540	Dr JS MLM	Municipa l	Dr JS MLM	Siyabuswa- C
1648.	1696	0000 0	JS	540	Dr JS MLM	Municipa l	Dr JS MLM	Siyabuswa- C
1649.	1119	0000 0	JS	540	Dr JS MLM	Municipa l	Dr JS MLM	Siyabuswa- C
1650.	1120	0000 0	JS	540	Dr JS MLM	Municipa l	Dr JS MLM	Siyabuswa- C
1651.	1122	0000 0	JS	540	Dr JS MLM	Municipa l	Dr JS MLM	Siyabuswa- C
1652.	122	0000 0	JS	611	Dr JS MLM	Municipa l	Dr JS MLM	Siyabuswa- C
1653.	125	0000 0	JS	540	Dr JS MLM	Municipa l	Dr JS MLM	Siyabuswa- C
1654.	200	0000 0	JS	540	Dr JS MLM	Municipa l	Dr JS MLM	Siyabuswa- C
1655.	531	0000 0	JS	540	Dr JS MLM	Municipa l	Dr JS MLM	Siyabuswa- C

FINAL IDP REVIEW 2019/2020 FY

Num berin g	Erf No	Port ion	Maj Regi on	Sqm	Gov Owner	OwnerC at	Owner Name	Town Name
1656.	562	0000 0	JS	540	Dr JS MLM	Municipa l	Dr JS MLM	Siyabuswa- C
1657.	563	0000 0	JS	540	Dr JS MLM	Municipa l	Dr JS MLM	Siyabuswa- C
1658.	1697	0000 0	JS	540	Dr JS MLM	Municipa l	Dr JS MLM	Siyabuswa- C
1659.	1698	0000 0	JS	540	Dr JS MLM	Municipa l	Dr JS MLM	Siyabuswa- C
1660.	1700	0000 0	JS	642	Dr JS MLM	Municipa l	Dr JS MLM	Siyabuswa- C
1661.	1701	0000 0	JS	540	Dr JS MLM	Municipa l	Dr JS MLM	Siyabuswa- C
1662.	1489	0000 0	JS	810	Dr JS MLM	Municipa l	Dr JS MLM	Siyabuswa- C
1663.	1491	0000 0	JS	630	Dr JS MLM	Municipa l	Dr JS MLM	Siyabuswa- C
1664.	1492	0000 0	JS	630	Dr JS MLM	Municipa l	Dr JS MLM	Siyabuswa- C
1665.	1493	0000 0	JS	630	Dr JS MLM	Municipa l	Dr JS MLM	Siyabuswa- C
1666.	1496	0000 0	JS	630	Dr JS MLM	Municipa l	Dr JS MLM	Siyabuswa- C
1667.	1497	0000 0	JS	630	Dr JS MLM	Municipa l	Dr JS MLM	Siyabuswa- C
1668.	1567	0000 0	JS	540	Dr JS MLM	Municipa l	Dr JS MLM	Siyabuswa- C
1669.	1572	0000 0	JS	540	Dr JS MLM	Municipa l	Dr JS MLM	Siyabuswa- C
1670.	1573	0000 0	JS	540	Dr JS MLM	Municipa l	Dr JS MLM	Siyabuswa- C
1671.	1574	0000 0	JS	540	Dr JS MLM	Municipa l	Dr JS MLM	Siyabuswa- C
1672.	1576	0000 0	JS	672	Dr JS MLM	Municipa l	Dr JS MLM	Siyabuswa- C
1673.	1577	0000 0	JS	672	Dr JS MLM	Municipa l	Dr JS MLM	Siyabuswa- C

Num berin g	Erf No	Port ion	Maj Regi on	Sqm	Gov Owner	OwnerC at	Owner Name	Town Name
1674.	1578	0000 0	JS	540	Dr JS MLM	Municipa l	Dr JS MLM	Siyabuswa- C
1675.	778	0000 0	JS	666	Dr JS MLM	Municipa l	Dr JS MLM	Siyabuswa- C
1676.	785	0000 0	JS	630	Dr JS MLM	Municipa l	Dr JS MLM	Siyabuswa- C
1677.	1203	0000 0	JS	540	Dr JS MLM	Municipa l	Dr JS MLM	Siyabuswa- C
1678.	1204	0000 0	JS	540	Dr JS MLM	Municipa l	Dr JS MLM	Siyabuswa- C
1679.	1515	0000 0	JS	630	Dr JS MLM	Municipa l	Dr JS MLM	Siyabuswa- C
1680.	1516	0000 0	JS	630	Dr JS MLM	Municipa l	Dr JS MLM	Siyabuswa- C
1681.	1517	0000 0	JS	630	Dr JS MLM	Municipa l	Dr JS MLM	Siyabuswa- C
1682.	1518	0000 0	JS	630	Dr JS MLM	Municipa l	Dr JS MLM	Siyabuswa- C
1683.	1524	0000 0	JS	630	Dr JS MLM	Municipa l	Dr JS MLM	Siyabuswa- C
1684.	1525	0000 0	JS	630	Dr JS MLM	Municipa l	Dr JS MLM	Siyabuswa- C
1685.	268	0000 0	JS	540	Dr JS MLM	Municipa l	Dr JS MLM	Siyabuswa- C
1686.	271	0000 0	JS	540	Dr JS MLM	Municipa l	Dr JS MLM	Siyabuswa- C
1687.	272	0000 0	JS	540	Dr JS MLM	Municipa l	Dr JS MLM	Siyabuswa- C
1688.	938	0000 0	JS	540	Dr JS MLM	Municipa l	Dr JS MLM	Siyabuswa- C
1689.	1832	0000 0	JS	540	Dr JS MLM	Municipa l	Dr JS MLM	Siyabuswa- C
1690.	1835	0000 0	JS	540	Dr JS MLM	Municipa l	Dr JS MLM	Siyabuswa- C
1691.	1836	0000 0	JS	540	Dr JS MLM	Municipa l	Dr JS MLM	Siyabuswa- C

FINAL IDP REVIEW 2019/2020 FY

Num berin g	Erf No	Port ion	Maj Regi on	Sqm	Gov Owner	OwnerC at	Owner Name	Town Name
1692.	1837	0000 0	JS	702	Dr JS MLM	Municipa l	Dr JS MLM	Siyabuswa- C
1693.	2166	0000 0	JS	540	Dr JS MLM	Municipa l	Dr JS MLM	Siyabuswa- C
1694.	1965	0000 0	JS	541	Dr JS MLM	Municipa l	Dr JS MLM	Siyabuswa- C
1695.	1967	0000 0	JS	541	Dr JS MLM	Municipa l	Dr JS MLM	Siyabuswa- C
1696.	1968	0000 0	JS	540	Dr JS MLM	Municipa l	Dr JS MLM	Siyabuswa- C
1697.	1194	0000 0	JS	540	Dr JS MLM	Municipa l	Dr JS MLM	Siyabuswa- C
1698.	566	0000 0	JS	540	Dr JS MLM	Municipa l	Dr JS MLM	Siyabuswa- C
1699.	1702	0000 0	JS	540	Dr JS MLM	Municipa l	Dr JS MLM	Siyabuswa- C
1700.	1703	0000 0	JS	540	Dr JS MLM	Municipa l	Dr JS MLM	Siyabuswa- C
1701.	1704	0000 0	JS	540	Dr JS MLM	Municipa l	Dr JS MLM	Siyabuswa- C
1702.	662	0000 0	JS	540	Dr JS MLM	Municipa l	Dr JS MLM	Siyabuswa- C
1703.	1499	0000 0	JS	630	Dr JS MLM	Municipa l	Dr JS MLM	Siyabuswa- C
1704.	1500	0000 0	JS	630	Dr JS MLM	Municipa l	Dr JS MLM	Siyabuswa- C
1705.	1502	0000 0	JS	631	Dr JS MLM	Municipa l	Dr JS MLM	Siyabuswa- C
1706.	1504	0000 0	JS	630	Dr JS MLM	Municipa l	Dr JS MLM	Siyabuswa- C
1707.	1506	0000 0	JS	630	Dr JS MLM	Municipa l	Dr JS MLM	Siyabuswa- C
1708.	1507	0000 0	JS	630	Dr JS MLM	Municipa l	Dr JS MLM	Siyabuswa- C
1709.	1585	0000 0	JS	540	Dr JS MLM	Municipa l	Dr JS MLM	Siyabuswa- C

Num berin g	Erf No	Port ion	Maj Regi on	Sqm	Gov Owner	OwnerC at	Owner Name	Town Name
1710.	1217	0000 0	JS	997	Dr JS MLM	Municipa l	Dr JS MLM	Siyabuswa- C
1711.	1219	0000 0	JS	544	Dr JS MLM	Municipa l	Dr JS MLM	Siyabuswa- C
1712.	275	0000 0	JS	583	Dr JS MLM	Municipa l	Dr JS MLM	Siyabuswa- C
1713.	42	0000 0	JS	577	Dr JS MLM	Municipa l	Dr JS MLM	Siyabuswa- C
1714.	43	0000 0	JS	577	Dr JS MLM	Municipa l	Dr JS MLM	Siyabuswa- C
1715.	1187	0000 0	JS	540	Dr JS MLM	Municipa l	Dr JS MLM	Siyabuswa- C
1716.	1189	0000 0	JS	540	Dr JS MLM	Municipa l	Dr JS MLM	Siyabuswa- C
1717.	2071	0000 0	JS	630	Dr JS MLM	Municipa l	Dr JS MLM	Siyabuswa- C
1718.	2073	0000 0	JS	631	Dr JS MLM	Municipa l	Dr JS MLM	Siyabuswa- C
1719.	2075	0000 0	JS	631	Dr JS MLM	Municipa l	Dr JS MLM	Siyabuswa- C
1720.	2076	0000 0	JS	631	Dr JS MLM	Municipa l	Dr JS MLM	Siyabuswa- C
1721.	2081	0000 0	JS	631	Dr JS MLM	Municipa l	Dr JS MLM	Siyabuswa- C
1722.	2082	0000 0	JS	631	Dr JS MLM	Municipa l	Dr JS MLM	Siyabuswa- C
1723.	2176	0000 0	JS	540	Dr JS MLM	Municipa l	Dr JS MLM	Siyabuswa- C
1724.	2180	0000 0	JS	540	Dr JS MLM	Municipa l	Dr JS MLM	Siyabuswa- C
1725.	2183	0000 0	JS	540	Dr JS MLM	Municipa l	Dr JS MLM	Siyabuswa- C
1726.	1969	0000 0	JS	540	Dr JS MLM	Municipa l	Dr JS MLM	Siyabuswa- C
1727.	1196	0000 0	JS	540	Dr JS MLM	Municipa l	Dr JS MLM	Siyabuswa- C

FINAL IDP REVIEW 2019/2020 FY

Num berin g	Erf No	Port ion	Maj Regi on	Sqm	Gov Owner	OwnerC at	Owner Name	Town Name
1728.	1908	0000 0	JS	540	Dr JS MLM	Municipa l	Dr JS MLM	Siyabuswa- C
1729.	864	0000 0	JS	630	Dr JS MLM	Municipa l	Dr JS MLM	Siyabuswa- C
1730.	868	0000 0	JS	630	Dr JS MLM	Municipa l	Dr JS MLM	Siyabuswa- C
1731.	871	0000 0	JS	630	Dr JS MLM	Municipa l	Dr JS MLM	Siyabuswa- C
1732.	683	0000 0	JS	540	Dr JS MLM	Municipa l	Dr JS MLM	Siyabuswa- C
1733.	684	0000 0	JS	540	Dr JS MLM	Municipa l	Dr JS MLM	Siyabuswa- C
1734.	688	0000 0	JS	540	Dr JS MLM	Municipa l	Dr JS MLM	Siyabuswa- C
1735.	1782	0000 0	JS	732	Dr JS MLM	Municipa l	Dr JS MLM	Siyabuswa- C
1736.	1794	0000 0	JS	540	Dr JS MLM	Municipa l	Dr JS MLM	Siyabuswa- C
1737.	478	0000 0	JS	630	Dr JS MLM	Municipa l	Dr JS MLM	Siyabuswa- C
1738.	593	0000 0	JS	639	Dr JS MLM	Municipa l	Dr JS MLM	Siyabuswa- C
1739.	304	0000 0	JS	653	Dr JS MLM	Municipa l	Dr JS MLM	Siyabuswa- C
1740.	306	0000 0	JS	540	Dr JS MLM	Municipa l	Dr JS MLM	Siyabuswa- C
1741.	308	0000 0	JS	540	Dr JS MLM	Municipa l	Dr JS MLM	Siyabuswa- C
1742.	310	0000 0	JS	540	Dr JS MLM	Municipa l	Dr JS MLM	Siyabuswa- C
1743.	311	0000 0	JS	540	Dr JS MLM	Municipa l	Dr JS MLM	Siyabuswa- C
1744.	313	0000 0	JS	540	Dr JS MLM	Municipa l	Dr JS MLM	Siyabuswa- C
1745.	137	0000 0	JS	540	Dr JS MLM	Municipa l	Dr JS MLM	Siyabuswa- C

Num berin g	Erf No	Port ion	Maj Regi on	Sqm	Gov Owner	OwnerC at	Owner Name	Town Name
1746.	139	0000 0	JS	555	Dr JS MLM	Municipa l	Dr JS MLM	Siyabuswa- C
1747.	1011	0000 0	JS	540	Dr JS MLM	Municipa l	Dr JS MLM	Siyabuswa- C
1748.	1306	0000 0	JS	630	Dr JS MLM	Municipa l	Dr JS MLM	Siyabuswa- C
1749.	1313	0000 0	JS	630	Dr JS MLM	Municipa l	Dr JS MLM	Siyabuswa- C
1750.	410	0000 0	JS	540	Dr JS MLM	Municipa l	Dr JS MLM	Siyabuswa- C
1751.	1068	0000 0	JS	540	Dr JS MLM	Municipa l	Dr JS MLM	Siyabuswa- C
1752.	1069	0000 0	JS	540	Dr JS MLM	Municipa l	Dr JS MLM	Siyabuswa- C
1753.	1075	0000 0	JS	540	Dr JS MLM	Municipa l	Dr JS MLM	Siyabuswa- C
1754.	483	0000 0	JS	630	Dr JS MLM	Municipa l	Dr JS MLM	Siyabuswa- C
1755.	484	0000 0	JS	630	Dr JS MLM	Municipa l	Dr JS MLM	Siyabuswa- C
1756.	486	0000 0	JS	625	Dr JS MLM	Municipa l	Dr JS MLM	Siyabuswa- C
1757.	487	0000 0	JS	626	Dr JS MLM	Municipa l	Dr JS MLM	Siyabuswa- C
1758.	493	0000 0	JS	625	Dr JS MLM	Municipa l	Dr JS MLM	Siyabuswa- C
1759.	318	0000 0	JS	694	Dr JS MLM	Municipa l	Dr JS MLM	Siyabuswa- C
1760.	1527	0000 0	JS	630	Dr JS MLM	Municipa l	Dr JS MLM	Siyabuswa- C
1761.	1528	0000 0	JS	630	Dr JS MLM	Municipa l	Dr JS MLM	Siyabuswa- C
1762.	1529	0000 0	JS	630	Dr JS MLM	Municipa l	Dr JS MLM	Siyabuswa- C
1763.	144	0000 0	JS	540	Dr JS MLM	Municipa l	Dr JS MLM	Siyabuswa- C

FINAL IDP REVIEW 2019/2020 FY

Num berin g	Erf No	Port ion	Maj Regi on	Sqm	Gov Owner	OwnerC at	Owner Name	Town Name
1764.	145	0000 0	JS	540	Dr JS MLM	Municipa l	Dr JS MLM	Siyabuswa- C
1765.	146	0000 0	JS	540	Dr JS MLM	Municipa l	Dr JS MLM	Siyabuswa- C
1766.	149	0000 0	JS	569	Dr JS MLM	Municipa l	Dr JS MLM	Siyabuswa- C
1767.	60	0000 0	JS	665	Dr JS MLM	Municipa l	Dr JS MLM	Siyabuswa- D
1768.	74	0000 0	JS	665	Dr JS MLM	Municipa l	Dr JS MLM	Siyabuswa- D
1769.	1322	0000 0	JS	630	Dr JS MLM	Municipa l	Dr JS MLM	Siyabuswa- C
1770.	1327	0000 0	JS	743	Dr JS MLM	Municipa l	Dr JS MLM	Siyabuswa- C
1771.	1510	0000 0	JS	630	Dr JS MLM	Municipa l	Dr JS MLM	Siyabuswa- C
1772.	1511	0000 0	JS	630	Dr JS MLM	Municipa l	Dr JS MLM	Siyabuswa- C
1773.	1591	0000 0	JS	540	Dr JS MLM	Municipa l	Dr JS MLM	Siyabuswa- C
1774.	1593	0000 0	JS	540	Dr JS MLM	Municipa l	Dr JS MLM	Siyabuswa- C
1775.	1595	0000 0	JS	540	Dr JS MLM	Municipa l	Dr JS MLM	Siyabuswa- C
1776.	1596	0000 0	JS	540	Dr JS MLM	Municipa l	Dr JS MLM	Siyabuswa- C
1777.	805	0000 0	JS	630	Dr JS MLM	Municipa l	Dr JS MLM	Siyabuswa- C
1778.	810	0000 0	JS	630	Dr JS MLM	Municipa l	Dr JS MLM	Siyabuswa- C
1779.	811	0000 0	JS	630	Dr JS MLM	Municipa l	Dr JS MLM	Siyabuswa- C
1780.	215	0000 0	JS	540	Dr JS MLM	Municipa l	Dr JS MLM	Siyabuswa- C
1781.	1992	0000 0	JS	540	Dr JS MLM	Municipa l	Dr JS MLM	Siyabuswa- C

Num berin g	Erf No	Port ion	Maj Regi on	Sqm	Gov Owner	OwnerC at	Owner Name	Town Name
1782.	1993	0000 0	JS	540	Dr JS MLM	Municipa l	Dr JS MLM	Siyabuswa- C
1783.	1994	0000 0	JS	540	Dr JS MLM	Municipa l	Dr JS MLM	Siyabuswa- C
1784.	2085	0000 0	JS	630	Dr JS MLM	Municipa l	Dr JS MLM	Siyabuswa- C
1785.	2086	0000 0	JS	810	Dr JS MLM	Municipa l	Dr JS MLM	Siyabuswa- C
1786.	2087	0000 0	JS	732	Dr JS MLM	Municipa l	Dr JS MLM	Siyabuswa- C
1787.	2088	0000 0	JS	732	Dr JS MLM	Municipa l	Dr JS MLM	Siyabuswa- C
1788.	2089	0000 0	JS	540	Dr JS MLM	Municipa l	Dr JS MLM	Siyabuswa- C
1789.	2186	0000 0	JS	540	Dr JS MLM	Municipa l	Dr JS MLM	Siyabuswa- C
1790.	971	0000 0	JS	732	Dr JS MLM	Municipa l	Dr JS MLM	Siyabuswa- C
1791.	537	0000 0	JS	540	Dr JS MLM	Municipa l	Dr JS MLM	Siyabuswa- C
1792.	1722	0000 0	JS	540	Dr JS MLM	Municipa l	Dr JS MLM	Siyabuswa- C
1793.	1732	0000 0	JS	540	Dr JS MLM	Municipa l	Dr JS MLM	Siyabuswa- C
1794.	1733	0000 0	JS	540	Dr JS MLM	Municipa l	Dr JS MLM	Siyabuswa- C
1795.	1534	0000 0	JS	630	Dr JS MLM	Municipa l	Dr JS MLM	Siyabuswa- C
1796.	1537	0000 0	JS	630	Dr JS MLM	Municipa l	Dr JS MLM	Siyabuswa- C
1797.	1539	0000 0	JS	630	Dr JS MLM	Municipa l	Dr JS MLM	Siyabuswa- C
1798.	1540	0000 0	JS	630	Dr JS MLM	Municipa l	Dr JS MLM	Siyabuswa- C
1799.	1541	0000 0	JS	630	Dr JS MLM	Municipa l	Dr JS MLM	Siyabuswa- C

FINAL IDP REVIEW 2019/2020 FY

Num berin g	Erf No	Port ion	Maj Regi on	Sqm	Gov Owner	OwnerC at	Owner Name	Town Name
1800.	1545	0000 0	JS	805	Dr JS MLM	Municipa l	Dr JS MLM	Siyabuswa- C
1801.	1136	0000 0	JS	540	Dr JS MLM	Municipa l	Dr JS MLM	Siyabuswa- C
1802.	1231	0000 0	JS	540	Dr JS MLM	Municipa l	Dr JS MLM	Siyabuswa- C
1803.	1232	0000 0	JS	540	Dr JS MLM	Municipa l	Dr JS MLM	Siyabuswa- C
1804.	608	0000 0	JS	540	Dr JS MLM	Municipa l	Dr JS MLM	Siyabuswa- C
1805.	2098	0000 0	JS	540	Dr JS MLM	Municipa l	Dr JS MLM	Siyabuswa- C
1806.	2101	0000 0	JS	732	Dr JS MLM	Municipa l	Dr JS MLM	Siyabuswa- C
1807.	2018	0000 0	JS	540	Dr JS MLM	Municipa l	Dr JS MLM	Siyabuswa- C
1808.	2091	0000 0	JS	540	Dr JS MLM	Municipa l	Dr JS MLM	Siyabuswa- C
1809.	2094	0000 0	JS	540	Dr JS MLM	Municipa l	Dr JS MLM	Siyabuswa- C
1810.	2095	0000 0	JS	540	Dr JS MLM	Municipa l	Dr JS MLM	Siyabuswa- C
1811.	2111	0000 0	JS	540	Dr JS MLM	Municipa l	Dr JS MLM	Siyabuswa- C
1812.	2112	0000 0	JS	540	Dr JS MLM	Municipa l	Dr JS MLM	Siyabuswa- C
1813.	2113	0000 0	JS	540	Dr JS MLM	Municipa l	Dr JS MLM	Siyabuswa- C
1814.	2118	0000 0	JS	540	Dr JS MLM	Municipa l	Dr JS MLM	Siyabuswa- C
1815.	2188	0000 0	JS	540	Dr JS MLM	Municipa l	Dr JS MLM	Siyabuswa- C
1816.	2189	0000 0	JS	540	Dr JS MLM	Municipa l	Dr JS MLM	Siyabuswa- C
1817.	2190	0000 0	JS	540	Dr JS MLM	Municipa l	Dr JS MLM	Siyabuswa- C

Num berin g	Erf No	Port ion	Maj Regi on	Sqm	Gov Owner	OwnerC at	Owner Name	Town Name
1818.	2195	0000 0	JS	540	Dr JS MLM	Municipa l	Dr JS MLM	Siyabuswa- C
1819.	2198	0000 0	JS	540	Dr JS MLM	Municipa l	Dr JS MLM	Siyabuswa- C
1820.	2202	0000 0	JS	540	Dr JS MLM	Municipa l	Dr JS MLM	Siyabuswa- C
1821.	2203	0000 0	JS	540	Dr JS MLM	Municipa l	Dr JS MLM	Siyabuswa- C
1822.	2205	0000 0	JS	703	Dr JS MLM	Municipa l	Dr JS MLM	Siyabuswa- C
1823.	542	0000 0	JS	540	Dr JS MLM	Municipa l	Dr JS MLM	Siyabuswa- C
1824.	546	0000 0	JS	540	Dr JS MLM	Municipa l	Dr JS MLM	Siyabuswa- C
1825.	878	0000 0	JS	540	Dr JS MLM	Municipa l	Dr JS MLM	Siyabuswa- C
1826.	332	0000 0	JS	540	Dr JS MLM	Municipa l	Dr JS MLM	Siyabuswa- C
1827.	336	0000 0	JS	652	Dr JS MLM	Municipa l	Dr JS MLM	Siyabuswa- C
1828.	344	0000 0	JS	540	Dr JS MLM	Municipa l	Dr JS MLM	Siyabuswa- C
1829.	411	0000 0	JS	540	Dr JS MLM	Municipa l	Dr JS MLM	Siyabuswa- C
1830.	417	0000 0	JS	576	Dr JS MLM	Municipa l	Dr JS MLM	Siyabuswa- C
1831.	613	0000 0	JS	540	Dr JS MLM	Municipa l	Dr JS MLM	Siyabuswa- C
1832.	1640	0000 0	JS	500	Dr JS MLM	Municipa l	Dr JS MLM	Siyabuswa- C
1833.	1643	0000 0	JS	938	Dr JS MLM	Municipa l	Dr JS MLM	Siyabuswa- C
1834.	1645	0000 0	JS	540	Dr JS MLM	Municipa l	Dr JS MLM	Siyabuswa- C
1835.	614	0000 0	JS	540	Dr JS MLM	Municipa l	Dr JS MLM	Siyabuswa- C

FINAL IDP REVIEW 2019/2020 FY

Num berin g	Erf No	Port ion	Maj Regi on	Sqm	Gov Owner	OwnerC at	Owner Name	Town Name
1836.	619	0000 0	JS	540	Dr JS MLM	Municipa l	Dr JS MLM	Siyabuswa- C
1837.	240	0000 0	JS	675	Dr JS MLM	Municipa l	Dr JS MLM	Siyabuswa- C
1838.	1016	0000 0	JS	540	Dr JS MLM	Municipa l	Dr JS MLM	Siyabuswa- C
1839.	1020	0000 0	JS	540	Dr JS MLM	Municipa l	Dr JS MLM	Siyabuswa- C
1840.	1023	0000 0	JS	540	Dr JS MLM	Municipa l	Dr JS MLM	Siyabuswa- C
1841.	1024	0000 0	JS	540	Dr JS MLM	Municipa l	Dr JS MLM	Siyabuswa- C
1842.	712	0000 0	JS	540	Dr JS MLM	Municipa l	Dr JS MLM	Siyabuswa- C
1843.	427	0000 0	JS	576	Dr JS MLM	Municipa l	Dr JS MLM	Siyabuswa- C
1844.	1248	0000 0	JS	540	Dr JS MLM	Municipa l	Dr JS MLM	Siyabuswa- C
1845.	1256	0000 0	JS	630	Dr JS MLM	Municipa l	Dr JS MLM	Siyabuswa- C
1846.	1652	0000 0	JS	540	Dr JS MLM	Municipa l	Dr JS MLM	Siyabuswa- C
1847.	504	0000 0	JS	540	Dr JS MLM	Municipa l	Dr JS MLM	Siyabuswa- C
1848.	506	0000 0	JS	540	Dr JS MLM	Municipa l	Dr JS MLM	Siyabuswa- C
1849.	509	0000 0	JS	540	Dr JS MLM	Municipa l	Dr JS MLM	Siyabuswa- C
1850.	510	0000 0	JS	540	Dr JS MLM	Municipa l	Dr JS MLM	Siyabuswa- C
1851.	223	0000 0	JS	540	Dr JS MLM	Municipa l	Dr JS MLM	Siyabuswa- C
1852.	225	0000 0	JS	540	Dr JS MLM	Municipa l	Dr JS MLM	Siyabuswa- C
1853.	226	0000 0	JS	540	Dr JS MLM	Municipa l	Dr JS MLM	Siyabuswa- C

Num berin g	Erf No	Port ion	Maj Regi on	Sqm	Gov Owner	OwnerC at	Owner Name	Town Name
1854.	160	0000 0	JS	807	Dr JS MLM	Municipa l	Dr JS MLM	Siyabuswa- C
1855.	162	0000 0	JS	626	Dr JS MLM	Municipa l	Dr JS MLM	Siyabuswa- C
1856.	169	0000 0	JS	540	Dr JS MLM	Municipa l	Dr JS MLM	Siyabuswa- C
1857.	1104	0000 0	JS	540	Dr JS MLM	Municipa l	Dr JS MLM	Siyabuswa- C
1858.	1105	0000 0	JS	540	Dr JS MLM	Municipa l	Dr JS MLM	Siyabuswa- C
1859.	1598	0000 0	JS	540	Dr JS MLM	Municipa l	Dr JS MLM	Siyabuswa- C
1860.	1599	0000 0	JS	702	Dr JS MLM	Municipa l	Dr JS MLM	Siyabuswa- C
1861.	1600	0000 0	JS	702	Dr JS MLM	Municipa l	Dr JS MLM	Siyabuswa- C
1862.	1148	0000 0	JS	540	Dr JS MLM	Municipa l	Dr JS MLM	Siyabuswa- C
1863.	633	0000 0	JS	540	Dr JS MLM	Municipa l	Dr JS MLM	Siyabuswa- C
1864.	822	0000 0	JS	629	Dr JS MLM	Municipa l	Dr JS MLM	Siyabuswa- C
1865.	823	0000 0	JS	629	Dr JS MLM	Municipa l	Dr JS MLM	Siyabuswa- C
1866.	229	0000 0	JS	672	Dr JS MLM	Municipa l	Dr JS MLM	Siyabuswa- C
1867.	237	0000 0	JS	540	Dr JS MLM	Municipa l	Dr JS MLM	Siyabuswa- C
1868.	15	0000 0	JS	630	Dr JS MLM	Municipa l	Dr JS MLM	Siyabuswa- C
1869.	2104	0000 0	JS	540	Dr JS MLM	Municipa l	Dr JS MLM	Siyabuswa- C
1870.	2028	0000 0	JS	718	Dr JS MLM	Municipa l	Dr JS MLM	Siyabuswa- C
1871.	2120	0000 0	JS	652	Dr JS MLM	Municipa l	Dr JS MLM	Siyabuswa- C

FINAL IDP REVIEW 2019/2020 FY

Num berin g	Erf No	Port ion	Maj Regi on	Sqm	Gov Owner	OwnerC at	Owner Name	Town Name
1872.	2121	0000 0	JS	540	Dr JS MLM	Municipa l	Dr JS MLM	Siyabuswa- C
1873.	1862	0000 0	JS	540	Dr JS MLM	Municipa l	Dr JS MLM	Siyabuswa- C
1874.	1864	0000 0	JS	945	Dr JS MLM	Municipa l	Dr JS MLM	Siyabuswa- C
1875.	1870	0000 0	JS	630	Dr JS MLM	Municipa l	Dr JS MLM	Siyabuswa- C
1876.	1871	0000 0	JS	630	Dr JS MLM	Municipa l	Dr JS MLM	Siyabuswa- C
1877.	1803	0000 0	JS	540	Dr JS MLM	Municipa l	Dr JS MLM	Siyabuswa- C
1878.	1601	0000 0	JS	540	Dr JS MLM	Municipa l	Dr JS MLM	Siyabuswa- C
1879.	1606	0000 0	JS	540	Dr JS MLM	Municipa l	Dr JS MLM	Siyabuswa- C
1880.	1607	0000 0	JS	540	Dr JS MLM	Municipa l	Dr JS MLM	Siyabuswa- C
1881.	1608	0000 0	JS	540	Dr JS MLM	Municipa l	Dr JS MLM	Siyabuswa- C
1882.	1611	0000 0	JS	540	Dr JS MLM	Municipa l	Dr JS MLM	Siyabuswa- C
1883.	1612	0000 0	JS	540	Dr JS MLM	Municipa l	Dr JS MLM	Siyabuswa- C
1884.	347	0000 0	JS	540	Dr JS MLM	Municipa l	Dr JS MLM	Siyabuswa- C
1885.	1152	0000 0	JS	540	Dr JS MLM	Municipa l	Dr JS MLM	Siyabuswa- C
1886.	1153	0000 0	JS	540	Dr JS MLM	Municipa l	Dr JS MLM	Siyabuswa- C
1887.	1158	0000 0	JS	900	Dr JS MLM	Municipa l	Dr JS MLM	Siyabuswa- C
1888.	835	0000 0	JS	630	Dr JS MLM	Municipa l	Dr JS MLM	Siyabuswa- C
1889.	836	0000 0	JS	630	Dr JS MLM	Municipa l	Dr JS MLM	Siyabuswa- C

Num berin g	Erf No	Port ion	Maj Regi on	Sqm	Gov Owner	OwnerC at	Owner Name	Town Name
1890.	2107	0000 0	JS	540	Dr JS MLM	Municipa l	Dr JS MLM	Siyabuswa- C
1891.	28	0000 0	JR	943	Dr JS MLM	Municipa l	Dr JS MLM	Phelindaba
1892.	45	0000 0	JR	789	Dr JS MLM	Municipa l	Dr JS MLM	Napier
1893.	137	0000 0	JR	931	Dr JS MLM	Municipa l	Dr JS MLM	Napier
1894.	142	0000 0	JR	861	Dr JS MLM	Municipa l	Dr JS MLM	Napier
1895.	143	0000 0	JR	835	Dr JS MLM	Municipa l	Dr JS MLM	Napier
1896.	231	0000 0	JR	799	Dr JS MLM	Municipa l	Dr JS MLM	Mmakau
1897.	17	0000 0	JR	957	Dr JS MLM	Municipa l	Dr JS MLM	Napier
1898.	364	0000 0	JR	757	Dr JS MLM	Municipa l	Dr JS MLM	Napier
1899.	9	0000 0	JR	855	Dr JS MLM	Municipa l	Dr JS MLM	Mmakau
1900.	28	0000 0	JR	763	Dr JS MLM	Municipa l	Dr JS MLM	Mmakau
1901.	381	0000 0	JR	980	Dr JS MLM	Municipa l	Dr JS MLM	Napier
1902.	1	0000 0	JR	805	Dr JS MLM	Municipa l	Dr JS MLM	Napier
1903.	91	0000 0	JR	635	Dr JS MLM	Municipa l	Dr JS MLM	Mmakau
1904.	1833	0000 0	JS	540	Dr JS MLM	Municipa l	Dr JS MLM	Siyabuswa- C
1905.	2139	0000 0	JS	564	Dr JS MLM	Municipa l	Dr JS MLM	Siyabuswa- C
1906.	1319	0000 0	JS	630	Dr JS MLM	Municipa l	Dr JS MLM	Siyabuswa- C
1907.	305	0000 0	JS	540	Dr JS MLM	Municipa l	Dr JS MLM	Siyabuswa- C

FINAL IDP REVIEW 2019/2020 FY

Num berin g	Erf No	Port ion	Maj Regi on	Sqm	Gov Owner	OwnerC at	Owner Name	Town Name
1908.	515	0000 0	JS	540	Dr JS MLM	Municipa l	Dr JS MLM	Siyabuswa- C
1909.	1523	0000 0	JS	630	Dr JS MLM	Municipa l	Dr JS MLM	Siyabuswa- C
1910.	17	0000 0	JS	630	Dr JS MLM	Municipa l	Dr JS MLM	Siyabuswa- C
1911.	2077	0000 0	JS	631	Dr JS MLM	Municipa l	Dr JS MLM	Siyabuswa- C
1912.	1879	0000 0	JS	630	Dr JS MLM	Municipa l	Dr JS MLM	Siyabuswa- C
1913.	620	0000 0	JS	540	Dr JS MLM	Municipa l	Dr JS MLM	Siyabuswa- C
1914.	267	0000 0	JS	540	Dr JS MLM	Municipa l	Dr JS MLM	Siyabuswa- C
1915.	1519	0000 0	JS	630	Dr JS MLM	Municipa l	Dr JS MLM	Siyabuswa- C
1916.	140	0000 0	JS	754	Dr JS MLM	Municipa l	Dr JS MLM	Siyabuswa- C
1917.	1320	0000 0	JS	630	Dr JS MLM	Municipa l	Dr JS MLM	Siyabuswa- C
1918.	295	0000 0	JS	540	Dr JS MLM	Municipa l	Dr JS MLM	Siyabuswa- C
1919.	1028	0000 0	JS	553	Dr JS MLM	Municipa l	Dr JS MLM	Siyabuswa- C
1920.	1501	0000 0	JS	630	Dr JS MLM	Municipa l	Dr JS MLM	Siyabuswa- C
1921.	1102	0000 0	JS	540	Dr JS MLM	Municipa l	Dr JS MLM	Siyabuswa- C
1922.	1609	0000 0	JS	540	Dr JS MLM	Municipa l	Dr JS MLM	Siyabuswa- C
1923.	1054	0000 0	JS	540	Dr JS MLM	Municipa l	Dr JS MLM	Siyabuswa- C
1924.	1580	0000 0	JS	540	Dr JS MLM	Municipa l	Dr JS MLM	Siyabuswa- C
1925.	372	0000 0	JS	540	Dr JS MLM	Municipa l	Dr JS MLM	Siyabuswa- C

Num berin g	Erf No	Port ion	Maj Regi on	Sqm	Gov Owner	OwnerC at	Owner Name	Town Name
1926.	1042	0000 0	JS	546	Dr JS MLM	Municipa l	Dr JS MLM	Siyabuswa- C
1927.	1568	0000 0	JS	540	Dr JS MLM	Municipa l	Dr JS MLM	Siyabuswa- C
1928.	1587	0000 0	JS	690	Dr JS MLM	Municipa l	Dr JS MLM	Siyabuswa- C
1929.	1243	0000 0	JS	540	Dr JS MLM	Municipa l	Dr JS MLM	Siyabuswa- C
1930.	2185	0000 0	JS	540	Dr JS MLM	Municipa l	Dr JS MLM	Siyabuswa- C
1931.	2204	0000 0	JS	540	Dr JS MLM	Municipa l	Dr JS MLM	Siyabuswa- C
1932.	1592	0000 0	JS	540	Dr JS MLM	Municipa l	Dr JS MLM	Siyabuswa- C
1933.	1249	0000 0	JS	540	Dr JS MLM	Municipa l	Dr JS MLM	Siyabuswa- C
1934.	2209	0000 0	JS	540	Dr JS MLM	Municipa l	Dr JS MLM	Siyabuswa- C
1935.	2228	0000 0	JS	540	Dr JS MLM	Municipa l	Dr JS MLM	Siyabuswa- C
1936.	129	0000 0	JS	540	Dr JS MLM	Municipa l	Dr JS MLM	Siyabuswa- C
1937.	1759	0000 0	JS	540	Dr JS MLM	Municipa l	Dr JS MLM	Siyabuswa- C
1938.	481	0	JS	630	Dr JS MLM	Municipa l	Dr JS MLM	Siyabuswa- C
1939.	1647	0	JS	540	Dr JS MLM	Municipa l	Dr JS MLM	Siyabuswa- C
1940.	1655	0	JS	540	Dr JS MLM	Municipa l	Dr JS MLM	Siyabuswa- C
1941.	1674	0	JS	540	Dr JS MLM	Municipa l	Dr JS MLM	Siyabuswa- C
1942.	607	0	JS	540	Dr JS MLM	Municipa l	Dr JS MLM	Siyabuswa- C
1943.	217	0	JS	540	Dr JS MLM	Municipa l	Dr JS MLM	Siyabuswa- C

FINAL IDP REVIEW 2019/2020 FY

Num berin g	Erf No	Port ion	Maj Regi on	Sqm	Gov Owner	OwnerC at	Owner Name	Town Name
1944.	278	0	JS	540	Dr JS MLM	Municipa l	Dr JS MLM	Siyabuswa- C
1945.	1100	0	JS	540	Dr JS MLM	Municipa l	Dr JS MLM	Siyabuswa- C
1946.	2097	0	JS	540	Dr JS MLM	Municipa l	Dr JS MLM	Siyabuswa- C
1947.	25	0	JS	630	Dr JS MLM	Municipa l	Dr JS MLM	Siyabuswa- C
1948.	565	0	JS	540	Dr JS MLM	Municipa l	Dr JS MLM	Siyabuswa- C
1949.	55	0	JR	955	Dr JS MLM	Municipa l	Dr JS MLM	Napier
1950.	135	0	JR	993	Dr JS MLM	Municipa l	Dr JS MLM	Napier
1951.	837	0	JS	630	Dr JS MLM	Municipa l	Dr JS MLM	Siyabuswa- C
1952.	659	0	JS	540	Dr JS MLM	Municipa l	Dr JS MLM	Siyabuswa- C
1953.	1815	0	JS	540	Dr JS MLM	Municipa l	Dr JS MLM	Siyabuswa- C
1954.	1309	0	JS	630	Dr JS MLM	Municipa l	Dr JS MLM	Siyabuswa- C
1955.	1544	0	JS	630	Dr JS MLM	Municipa l	Dr JS MLM	Siyabuswa- C
1956.	1597	0	JS	540	Dr JS MLM	Municipa l	Dr JS MLM	Siyabuswa- C
1957.	2066	0	JS	630	Dr JS MLM	Municipa l	Dr JS MLM	Siyabuswa- C
1958.	2135	0	JS	540	Dr JS MLM	Municipa l	Dr JS MLM	Siyabuswa- C
1959.	2141	0	JS	540	Dr JS MLM	Municipa l	Dr JS MLM	Siyabuswa- C
1960.	2160	0	JS	540	Dr JS MLM	Municipa l	Dr JS MLM	Siyabuswa- C
1961.	573	0	JS	540	Dr JS MLM	Municipa l	Dr JS MLM	Siyabuswa- C

Num berin g	Erf No	Port ion	Maj Regi on	Sqm	Gov Owner	OwnerC at	Owner Name	Town Name
1962.	1052	0	JS	540	Dr JS MLM	Municipa l	Dr JS MLM	Siyabuswa- C
1963.	1127	0	JS	540	Dr JS MLM	Municipa l	Dr JS MLM	Siyabuswa- C
1964.	1763	0	JS	540	Dr JS MLM	Municipa l	Dr JS MLM	Siyabuswa- C
1965.	269	0	JS	540	Dr JS MLM	Municipa l	Dr JS MLM	Siyabuswa- C
1966.	2079	0	JS	631	Dr JS MLM	Municipa l	Dr JS MLM	Siyabuswa- C
1967.	279	0	JS	540	Dr JS MLM	Municipa l	Dr JS MLM	Siyabuswa- C
1968.	555	0	JS	676	Dr JS MLM	Municipa l	Dr JS MLM	Siyabuswa- C
1969.	1724	0	JS	510	Dr JS MLM	Municipa l	Dr JS MLM	Siyabuswa- C
1970.	1514	0	JS	630	Dr JS MLM	Municipa l	Dr JS MLM	Siyabuswa- C
1971.	1605	0	JS	540	Dr JS MLM	Municipa l	Dr JS MLM	Siyabuswa- C
1972.	384	0	JS	540	Dr JS MLM	Municipa l	Dr JS MLM	Siyabuswa- C
1973.	59	0	JS	540	Dr JS MLM	Municipa l	Dr JS MLM	Siyabuswa- C
1974.	550	0	JS	722	Dr JS MLM	Municipa l	Dr JS MLM	Siyabuswa- C
1975.	463	0	JS	629	Dr JS MLM	Municipa l	Dr JS MLM	Siyabuswa- C
1976.	482	0	JS	630	Dr JS MLM	Municipa l	Dr JS MLM	Siyabuswa- C
1977.	1495	0	JS	630	Dr JS MLM	Municipa l	Dr JS MLM	Siyabuswa- C
1978.	615	0	JS	540	Dr JS MLM	Municipa l	Dr JS MLM	Siyabuswa- C
1979.	159	0	JS	540	Dr JS MLM	Municipa l	Dr JS MLM	Siyabuswa- C

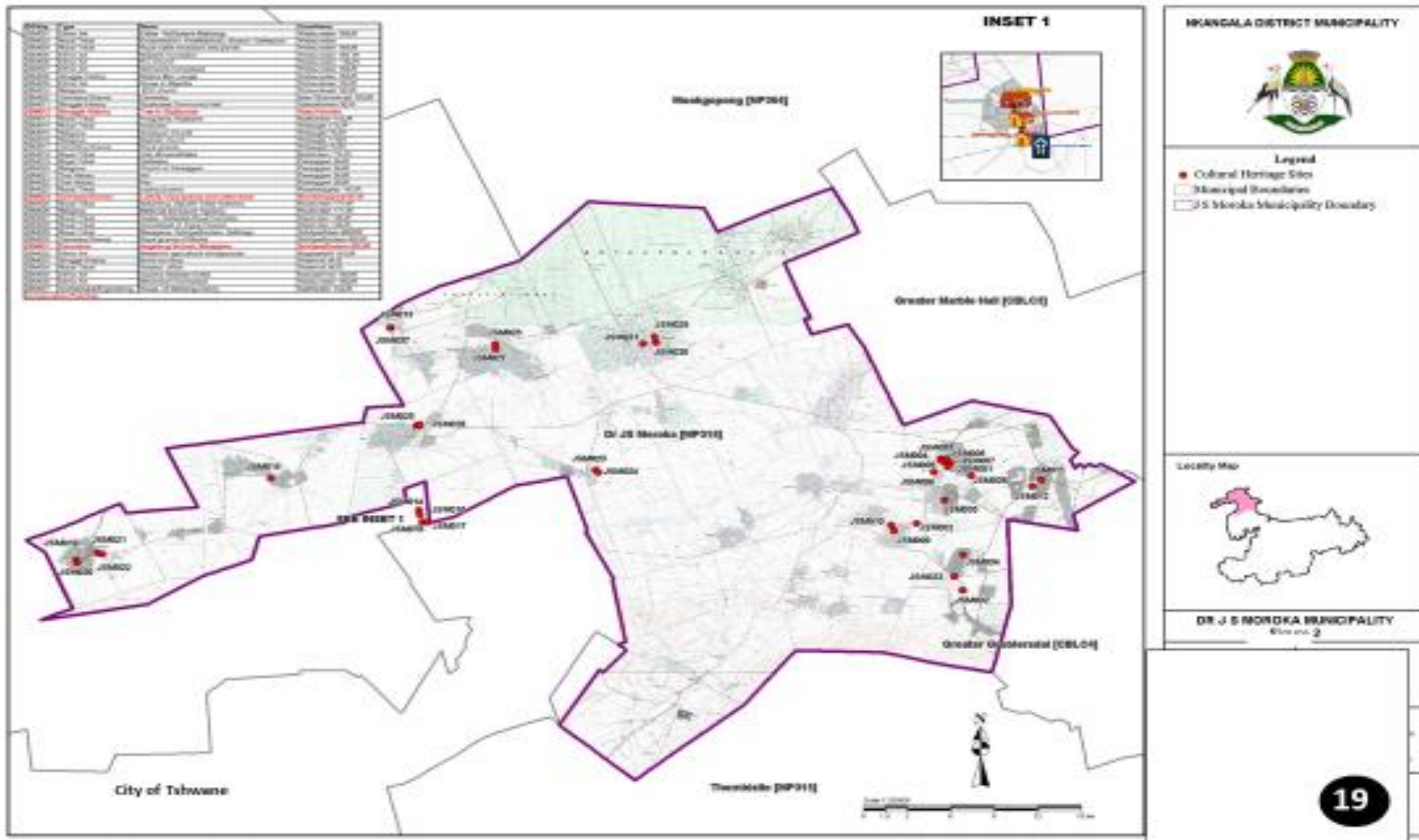
FINAL IDP REVIEW 2019/2020 FY

Num berin g	Erf No	Port ion	Maj Regi on	Sqm	Gov Owner	OwnerC at	Owner Name	Town Name
1980.	532	0	JS	540	Dr JS MLM	Municipa l	Dr JS MLM	Siyabuswa- C
1981.	127	0	JS	540	Dr JS MLM	Municipa l	Dr JS MLM	Siyabuswa- C
1982.	138	0	JS	540	Dr JS MLM	Municipa l	Dr JS MLM	Siyabuswa- C
1983.	2092	0	JS	540	Dr JS MLM	Municipa l	Dr JS MLM	Siyabuswa- C
1984.	2194	0	JS	732	Dr JS MLM	Municipa l	Dr JS MLM	Siyabuswa- C
1985.	2110	0	JS	540	Dr JS MLM	Municipa l	Dr JS MLM	Siyabuswa- C
1986.	234	0	JS	540	Dr JS MLM	Municipa l	Dr JS MLM	Siyabuswa- C
1987.	1452	0	JS	666	Dr JS MLM	Municipa l	Dr JS MLM	Siyabuswa- C
1988.	1352	0	JS	540	Dr JS MLM	Municipa l	Dr JS MLM	Siyabuswa- C
1989.	640	0	JS	540	Dr JS MLM	Municipa l	Dr JS MLM	Siyabuswa- C
1990.	1520	0	JS	630	Dr JS MLM	Municipa l	Dr JS MLM	Siyabuswa- C
1991.	58	0	JS	540	Dr JS MLM	Municipa l	Dr JS MLM	Siyabuswa- C
1992.	1530	0	JS	700	Dr JS MLM	Municipa l	Dr JS MLM	Siyabuswa- C
1993.	2220	0	JS	540	Dr JS MLM	Municipa l	Dr JS MLM	Siyabuswa- C
1994.	1726	0	JS	540	Dr JS MLM	Municipa l	Dr JS MLM	Siyabuswa- C
1995.	1533	0	JS	595	Dr JS MLM	Municipa l	Dr JS MLM	Siyabuswa- C
1996.	362	0	JS	540	Dr JS MLM	Municipa l	Dr JS MLM	Siyabuswa- C
1997.	733	0	JS	540	Dr JS MLM	Municipa l	Dr JS MLM	Siyabuswa- C

Num berin g	Erf No	Port ion	Maj Regi on	Sqm	Gov Owner	OwnerC at	Owner Name	Town Name
1998.	1575	0	JS	540	Dr JS MLM	Municipa l	Dr JS MLM	Siyabuswa- C
1999.	1150	0	JS	540	Dr JS MLM	Municipa l	Dr JS MLM	Siyabuswa- C
2000.	471	0	JS	631	Dr JS MLM	Municipa l	Dr JS MLM	Siyabuswa- C
2001.	1786	0	JS	540	Dr JS MLM	Municipa l	Dr JS MLM	Siyabuswa- C
2002.	492	0	JS	625	Dr JS MLM	Municipa l	Dr JS MLM	Siyabuswa- C
2003.	1687	0	JS	540	Dr JS MLM	Municipa l	Dr JS MLM	Siyabuswa- C
2004.	218	0	JS	605	Dr JS MLM	Municipa l	Dr JS MLM	Siyabuswa- C
2005.	1699	0	JS	540	Dr JS MLM	Municipa l	Dr JS MLM	Siyabuswa- C
2006.	872	0	JS	630	Dr JS MLM	Municipa l	Dr JS MLM	Siyabuswa- C
2007.	1822	0	JS	540	Dr JS MLM	Municipa l	Dr JS MLM	Siyabuswa- C
2008.	1290	0	JS	540	Dr JS MLM	Municipa l	Dr JS MLM	Siyabuswa- C
2009.	1498	0	JS	630	Dr JS MLM	Municipa l	Dr JS MLM	Siyabuswa- C
2010.	1991	0	JS	540	Dr JS MLM	Municipa l	Dr JS MLM	Siyabuswa- C
2011.	2074	0	JS	631	Dr JS MLM	Municipa l	Dr JS MLM	Siyabuswa- C
2012.	2090	0	JS	540	Dr JS MLM	Municipa l	Dr JS MLM	Siyabuswa- C
2013.	2123	0	JS	540	Dr JS MLM	Municipa l	Dr JS MLM	Siyabuswa- C
2014.	2149	0	JS	540	Dr JS MLM	Municipa l	Dr JS MLM	Siyabuswa- C
2015.	2219	0	JS	540	Dr JS MLM	Municipa l	Dr JS MLM	Siyabuswa- C

FINAL IDP REVIEW 2019/2020 FY

Numbering	Erf No	Portion	Maj Region	Sqm	Gov Owner	Owner Contact	Owner Name	Town Name
2016.	178	0	JS	718	Dr JS MLM	Municipal	Dr JS MLM	Siyabuswa-C
2017.	370	0	JR	976	Dr JS MLM	Municipal	Dr JS MLM	Napier
2018.	1526	0	JS	630	Dr JS MLM	Municipal	Dr JS MLM	Siyabuswa-C
2019.	2072	0	JS	630	Dr JS MLM	Municipal	Dr JS MLM	Siyabuswa-C



Municipal Owned Farm

Farm Name	Farm_no	Portion	Suburb	Town	Mag Dis	Ha	Owner_Name	Owner_Cat
Kameelrivier	160	7	NV	Dr JS Moroka Rural	Mdutjana	223.9795	Dr JS MLM	Municipal
Valschfontein	33	29	NV	Dr JS Moroka Rural	Mdutjana	36.4574	Dr JS MLM	Municipal
Valschfontein	33	25	NV	Dr JS Moroka Rural	Mdutjana	121.5831	Dr JS MLM	Municipal
Valschfontein	33	26	NV	Dr JS Moroka Rural	Mdutjana	121.3775	Dr JS MLM	Municipal
Valschfontein	33	30	Maganaubuswa	Dr JS Moroka Rural	Mdutjana	55.4864	Dr JS MLM	Municipal
Valschfontein	33	27	NV	Dr JS Moroka Rural	Mdutjana	52.7081	Dr JS MLM	Municipal
Valschfontein	33	32	Maganaubuswa	Dr JS Moroka Rural	Mdutjana	45.9384	Dr JS MLM	Municipal
Valschfontein	33	34	Valsfontein	Dr JS Moroka Rural	Mdutjana	15.0204	Dr JS MLM	Municipal
Valschfontein	33	35	Valsfontein	Dr JS Moroka Rural	Mdutjana	14.0061	Dr JS MLM	Municipal
Valschfontein	33	36	Maganaubuswa	Dr JS Moroka Rural	Mdutjana	25.0928	Dr JS MLM	Municipal
Valschfontein	33	38	Valsfontein	Dr JS Moroka Rural	Mdutjana	41.6261	Dr JS MLM	Municipal
Valschfontein	33	40	Valsfontein	Dr JS Moroka Rural	Mdutjana	21.8966	Dr JS MLM	Municipal
Valschfontein	33	12	NV	Dr JS Moroka Rural	Mdutjana	88.0566	Dr JS MLM	Municipal
Valschfontein	33	24	NV	Dr JS Moroka Rural	Mdutjana	121.3853	Dr JS MLM	Municipal
Valschfontein	33	33	Maganaubuswa	Dr JS Moroka Rural	Mdutjana	33.9518	Dr JS MLM	Municipal
Valschfontein	33	31	NV	Dr JS Moroka Rural	Mdutjana	21.2526	Dr JS MLM	Municipal
Valschfontein	33	37	Valsfontein	Dr JS Moroka Rural	Mdutjana	42.3145	Dr JS MLM	Municipal
Valschfontein	33	28	Maganaubuswa	Dr JS Moroka Rural	Mdutjana	52.855	Dr JS MLM	Municipal
Valschfontein	33	39	Valsfontein	Dr JS Moroka Rural	Mdutjana	41.7724	Dr JS MLM	Municipal
Mmamethlake	712	0	NV	Dr JS Moroka Rural	Mathanjana	977.3593	Dr JS MLM	Municipal

The report gives an account of the land ownership in the municipal area of jurisdiction. For the benefit of making land available for development purposes.

- That the correct land value owned by the municipality correctly determined by June 2016

Challenges

The challenges with regard to land audit and ownership, is that all portion of land in audit land ownership still registered under the ownership of the municipality. The municipality need to decisively deal with the issues of title deeds in order to speed-up the process of land ownership.

Community Facilities

Settlements	Agri Land	Bus Depot/Taxi Rank	Businesses	Cemetery	Church	Community Project	Community Hall	Education (schools)	Medical (Hospitals & Clinics)	Municipal services / office	Open space	Residential	Sport field	vacant	Total
Ga-phaahla			22	1	6		1	4(s)					1		36
Siyabuswa "D"			7	1 A,C											8
Toitskraal			3	1			1				1	72	1		79
Makopanong			24	1	8	2		4(s)	1	1	3	1962	4		2010
Kgapamadi			12	1	4			3(s)				650	1		671
Siyabuswa "A"		2(T)	67	1	7	5	1	9(s) 1 (l)	1	1		7	2599	8	2709
Siyabuswa "E"		1(B)	6	1	3	2				1		4	500	1	519
Siyabuswa "B"			18	1	4			5(s)		1					29
Siyabuswa "C",			21	1	6			4(s)							32
Morhononong			9	1				1(s)							11
Mabuyeni			4	1				1(s)							6
Thabana			19	1	4	3	1	3(s)	0	0			3		34
Ramokgeletsane			13	1	5	4	0	2(s)	0	1	0		3		29
Mthambothini			34	4	19	2	1	10(s)	1			3700	5		3776
Ga-Morwe	1	0	21	1	11	0	1	6(s)	1	0	1		1		41
Metsimadiba			26	1	11			4(s)		0			5		26
Mabusabesala			12	1	2	2		1(s)	1		3		2		24
Mmakola			12	1	17	2		2(s)			3		5		42
Matshiding,		1(T)	9	2	4		1	3(s)	2				4		26
Marothobolong			8	1				2(s)		1			4		16
Manyebethwane			6										1		7
Pieterskraal			8	1	1			3(s)	1						13

FINAL IDP REVIEW 2019/2020 FY

Settlements	Agri Land	Bus Depot/Taxi Rank	Businesses	Cemetery	Church	Community Project	Community Hall	Education (schools)	Medical (Hospitals & Clinics)	Municipal services / office	Open space	Residential	Sport field	vacant	Total
Skimming			7	1	1			2(s)							11
Borolo			2	1	1			2(s)							6
Maphotla		1(B)	16	1	3			3(s) 1(l)	1						24
Digwale			16	1	10		1	6(s)	1						34
Molapoamogale			3	2	3			2(s)							10
Rondehoog				1											1
Libangeni		1(T),1(B)	44	1	5		1	5(s) (l)	1	2			1		62
Mbongo			9	1	3			1(s)	1						15
Maphanga			25	1	7		2	3(s)	1						37
Madubaduba			17	2	3			3(s)	1						26
Makometsane			8	1	3			2(s)	1						15
Ukukhanya			6	1				2(s)							9
Senotlelo	80	1(T)	14	4	15	70	0	5(s)	1	0	3	700	10	04	907
Kabete			7	1	5			2(s)	1						16
Ramonanabela			7		2			3(s)	1						13
Lefisoane			10				1	2(s)	1						13
Lefiso		1(T)	9					2(s)	1						12
Ditlhagane															0
Ditlhokwe								1(s)							1
Marapyane			36	5	2		1	7(s) (l)	1						51
Mmaduma			4					1(s)	1						6
Seabe				2				5(s)	1						8
Nokaneng		1(T)	12	3	4		1	3(s)	1	1			1		27
Loding,	1		12	2	9			2(s)	1				3		30
Sehoko,			5	1	5			3(s)							14
Dihekeng			3	1	2			2(s)					1		7
Moletjie				1	1										2
Ramantsho				1				1(s)							1
Semohlatse				1	1										2

FINAL IDP REVIEW 2019/2020 FY

Settlements	Agri Land	Bus Depot/Taxi Rank	Businesses	Cemetery	Church	Community Project	Community Hall	Education (schools)	Medical (Hospitals & Clinics)	Municipal services / office	Open space	Residential	Sport field	vacant	Total
Dierfeng															0
Mmametlhake,		2	26	7	13	4	00	2(s)	1© 1(h)						56
Phake Ratlhagana					1			1(s)	1						3
Mantlole,															0
Rebone															0
Rankaila															0
Masobye					2		1	4(s) 1(l)	1						8

Current Backlog

Ward	Location	Identified Projects	Priority
1	Kwa-Phaahla	Library	(5)
4	Part of Makopanong & Siyabuswa	Need for community hall	(2)
5	Siyabuswa “B”	Community Hall	(4)
7	Thabana	Library	(5)
8	Mthambothini	Library	(1)
10	Meetsimadiba	Community hall	(2)
11	Ga-Makola , Part of Meetsemadiba & Mabusabesala	Community Library	(2)
		Community hall	(2)
12	Matshiding(2), Manyebethwane(2), Matselapata(2)	Community Library	(2)
			(2)
			(2)
13	Borolo	Community Hall & Youth Office	(2)
14	Maphotla	Community hall	(1)
15	Molapoamogale Digwale	Multi-purpose center	(1)
			(1)
16	Part of Libangeni	Construction of Community Hall	(5)
17	Part of Libangeni Mbhongo	Community facilities	(4)
			(4)
18	Maphanga	Library	(3)

FINAL IDP REVIEW 2019/2020 FY

19	Makometsane	Community hall	(3)
	Ukukhanya	Library	(1)
20	Senotlelo	Tribal office ,Library indoors game Library, stadium and recreational facilities	(1)
21	Kabete	Community hall and multipurpose center	(1)
	Ramonanabela	Community Hall	(1)
	Part of Lefisoane	Community Hall	(1)
22	Lefiso	Community hall	(1)
	Ditlhokwe	Malatse as centre	(3)
23	Part of Marapyane	Multipurpose center	(1)
24	Part of Marapyane	Library building (Thusong service)	(1)
25	Part of Seabe	Community hall ,Youth center	(2)
26	Loding, Sehoko, Moletji	Community hall	(1) (2) (4)
	Ramantsho	Library	(3)
	Part of Nokaneng	Stadium	(2)
27	Katjibane	Community hall	(1)
	Leseleseleng	Multipurpose centre	(2)
	Dark city	Community park	(4)
	Phomolong	Public library	(4)
	Chris Hani		
28	Magareng	Community facilities	(1)
	Dierefeng		(1)
	Part of Mmametlhake		(2)
29	Part of Phake Ratlhagane	Library community hall, post office	(1)
	Part of Mmametlhake	Soccer ground/ Stadium	(1)
	Part of Phake Ratlhagane	Maintenance of park	(1)
30	Phake Rankaile (Community hall, library, Post office	(1)
	Phake Rebone		(1)
	Phake Mantlole		(1)
	Phake Thabeng		(1)
	Part of Ratlhagane		(1)

SECTION 2: SITUATIONAL ANALYSIS

2.1 MUNICIPAL PROFILE

2.1.1 Historical background

Pre-Bantustan History

Kwa-Ndebele, former non-independent Bantustan and enclave in central Transvaal province, South Africa, that was a self-governing “national state” for Transvaal Ndebele people from 1981 to 1994. Kwa-Ndebele was located in a 3,500-foot- (1,060-metre-) high dry savanna area about 100 miles (160 km) northeast of Johannesburg. It was established in 1979, when many Transvaal Ndebele were expelled from the nearby Bophuthatswana Bantustan. A massive resettlement program led to the creation of 12 camps in Kwa-Ndebele, housing about 40 percent of the Transvaal Ndebele population in South Africa by the end of 1982. The capital was Kwa-Mhlanga. Under the South African constitution that abolished the apartheid system, Kwa-Ndebele was reincorporated into South Africa and became part of the new province of Eastern Transvaal (now Mpumalanga) in 1994.

2.1.2 Modern History

Current Status Quo: Locality

The Dr J.S. Moroka Local Municipality is located in the north-western corner of the Nkangala District and Mpumalanga Province. It is 1416, 49 km² in extent, representing 8.45% of the District land mass. The Municipality is approximately 1,416 square kilometres in extent and is bounded by the following entities;

- City of Johannesburg and Tshwane Metropolitan Council on the South and West;
- Thembisile-Hani LM on the South;
- Modimolle, Mookgopong and Bela- Bela LMs on the North; and
- Ephraim Mogale and Elias Motsoaledi LMs on the North East.
- Steve Tshwete and Emalahleni LM’s on the East

Functionally, the Municipality forms part of a larger economic sub-region of the City of Tshwane and City of Johannesburg Metropolitan Municipalities

The Thembisile-Hani and Dr. JS Moroka Local Municipalities represent the highest concentrations of informal dwellings, and are characterised by high poverty levels in the Nkangala District context.

The DRJSMLM was established in 2000 as a result of an amalgamation of the former Mdutjana TLC, Mathanjana TLC and Mbibane TLC is category B municipality as determined in terms Municipal

Structures Act 1998 and is a municipality with a Collective Executive System and with 62 Councilors. The municipality has 60 villages, 31 wards with total population of 246 016 and 64 027 household. The Municipality is predominantly rural with no much economic activities which result to high unemployment rate at 46.6% and high poverty levels. The Tshwane and Johannesburg Metropolitan areas are the most important employment centers and large numbers of people commute daily to these areas. The Community of Dr J.S. Moroka Municipality and Thembisile Municipality compete in Gauteng Province for employment opportunities. The municipality is one of the six municipalities forming the Nkangala District Municipality and is situated in the western part of Mpumalanga Province border. It borders Gauteng Province to the south-west and Limpopo Province to the north.

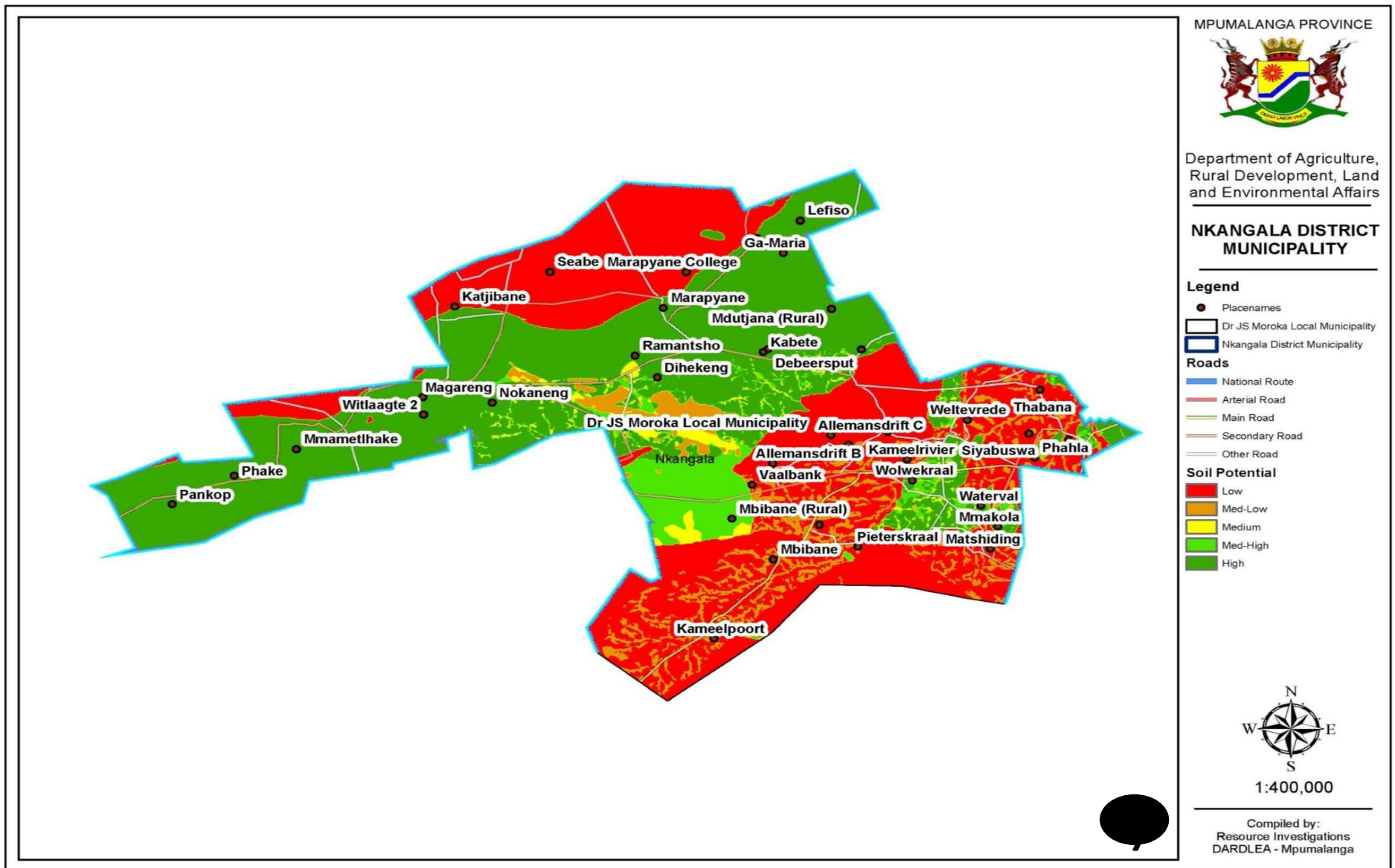
2.1.3 Opportunities in the municipal area

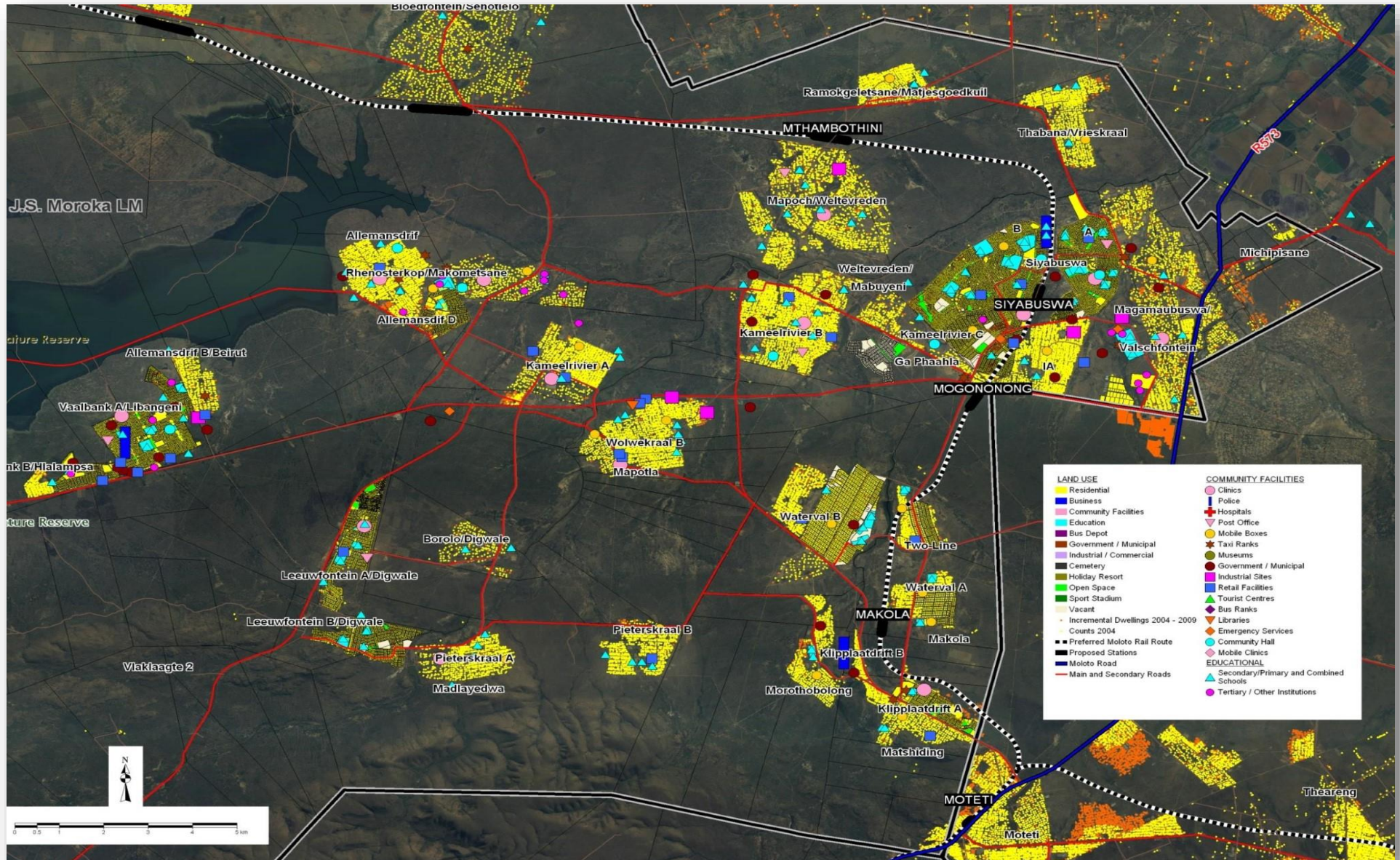
The Dr. JS Moroka Local Municipality is located close to Gauteng and within easy reach of Emalahleni, Groblersdal, Bela Bela and Marble hall. This serve as an opportunity for investors to invest in the municipal area especially at 35000m2 fully services Siyabuswa Industrial Park .Other opportunities are: Agriculture, Tourism, Manufacturing, Retail and construction.

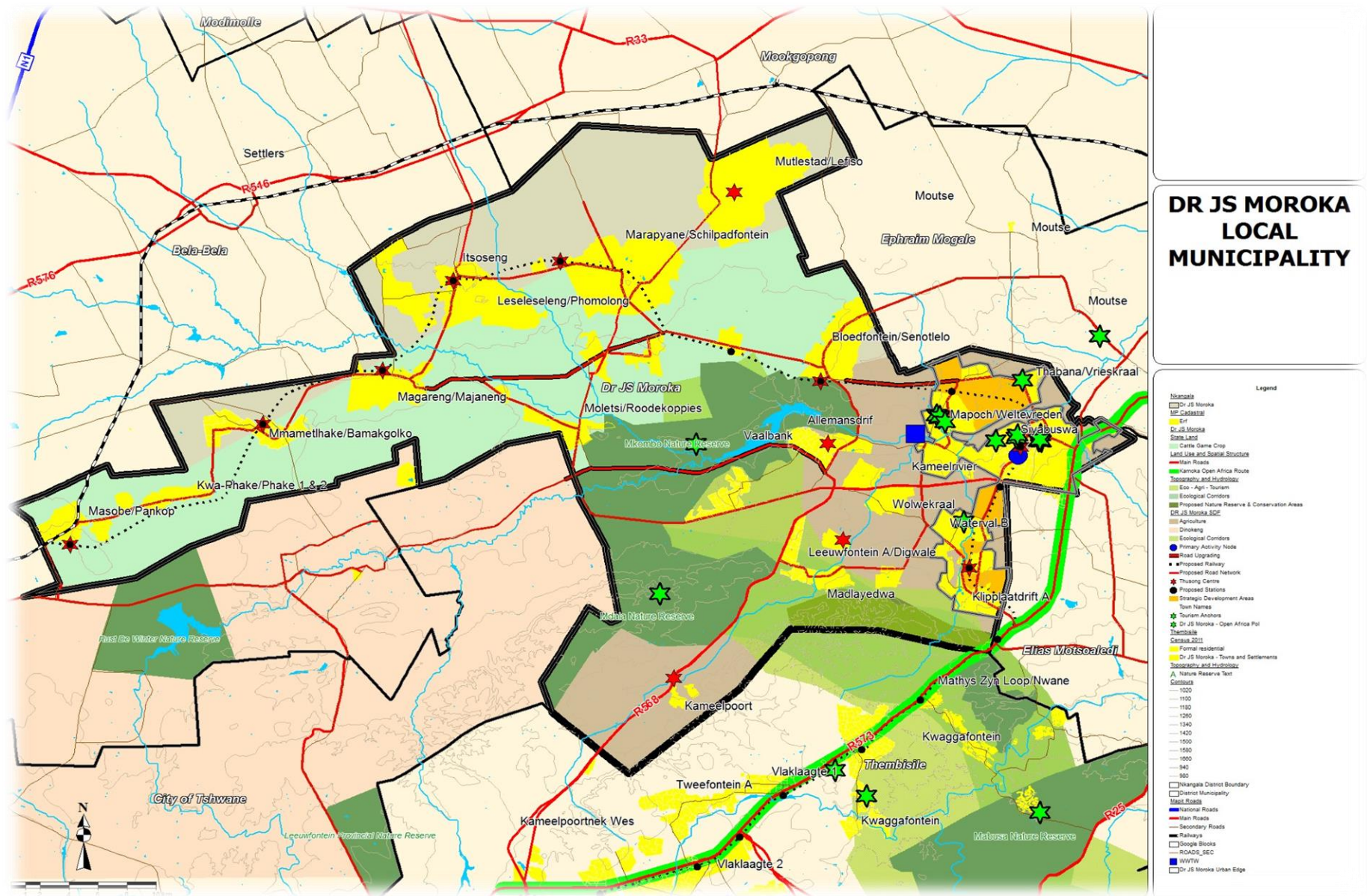
2.1.4 Locality

Geographic Area

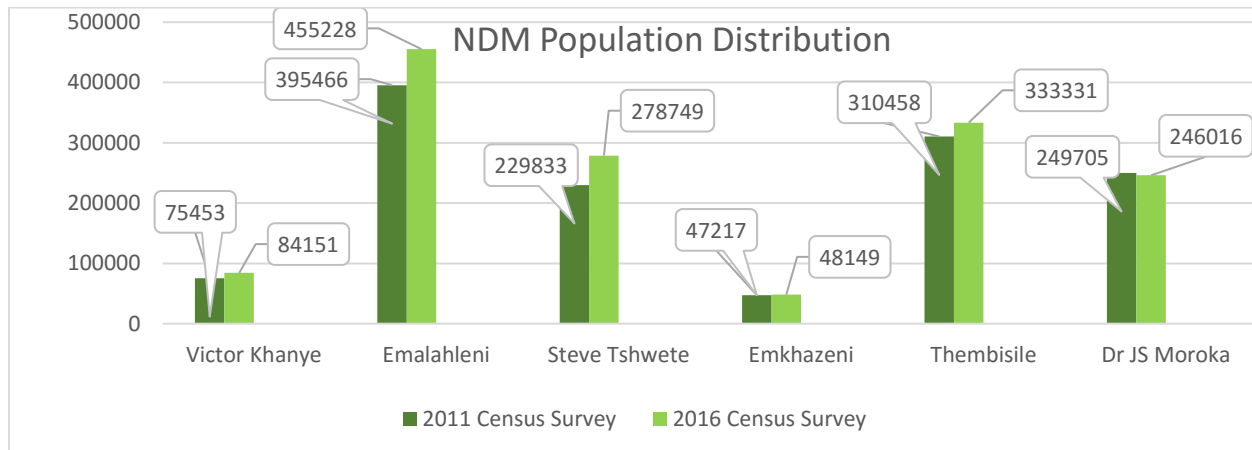
Map1, below, shows Dr. JS MLM. Dr. JS MLM covers an area of approximately 100 000 hectares, with Siyabuswa as the major CBD. It is accessible from all the major centres of Gauteng, Mpumalanga and Limpopo, namely Johannesburg, Pretoria (Gauteng), Middelburg, Witbank (Mpumalanga), Marble Hall, Groblersdal and Bela – Bela to name but a few plans








Population Distribution



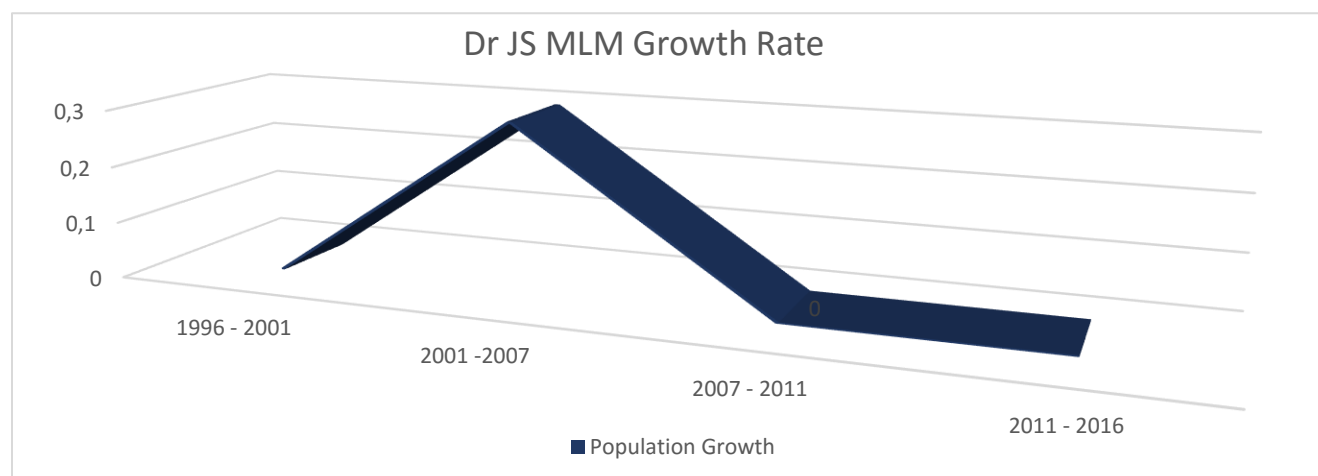
Source: Stats SA – Community Survey

Figure shows Nkangala District Municipalities population distribution from 2011 to 2016. There has been a growth of **137 492** persons in the past 5 years, from **1 308 132** persons in 2011 to **1 445 624** persons in 2016. This indicates that Emalahleni Local Municipality is the most populated municipality of all NDM local municipalities. Only Dr. JS Moroka Local Municipality experience the decline from period 2011-to-2016, with the population dropping from 249 705 to 246 016. The picture indicates that people are from Dr. JS Moroka Local Municipality to neighboring municipalities, district and provinces, mainly in search of employment since the economy of Dr. JS Moroka Local Municipality is small and not growing at a pace expected.

Population Data and Projections



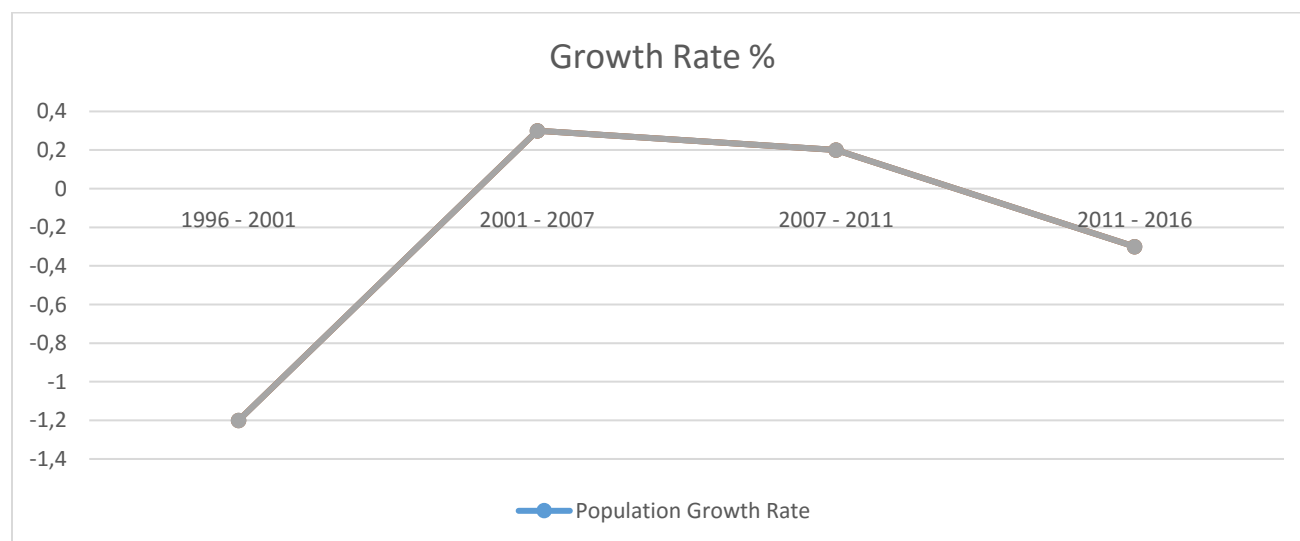
Dr JS MLM Growth Rate



Stats SA Community Survey 2016

The figure above indicates Dr. JS Moroka Municipality average population change from year to year. The population average growth had experience decrease and increases rate. For instance, between 1996 to 2001, the rate was -1.2% and between year 2001 to 2007 it is estimated that average growth was 0.3%, that shows slightly increase, and from 2007 to 2016 the municipality experience the average decreases of -0.5% in population growth.

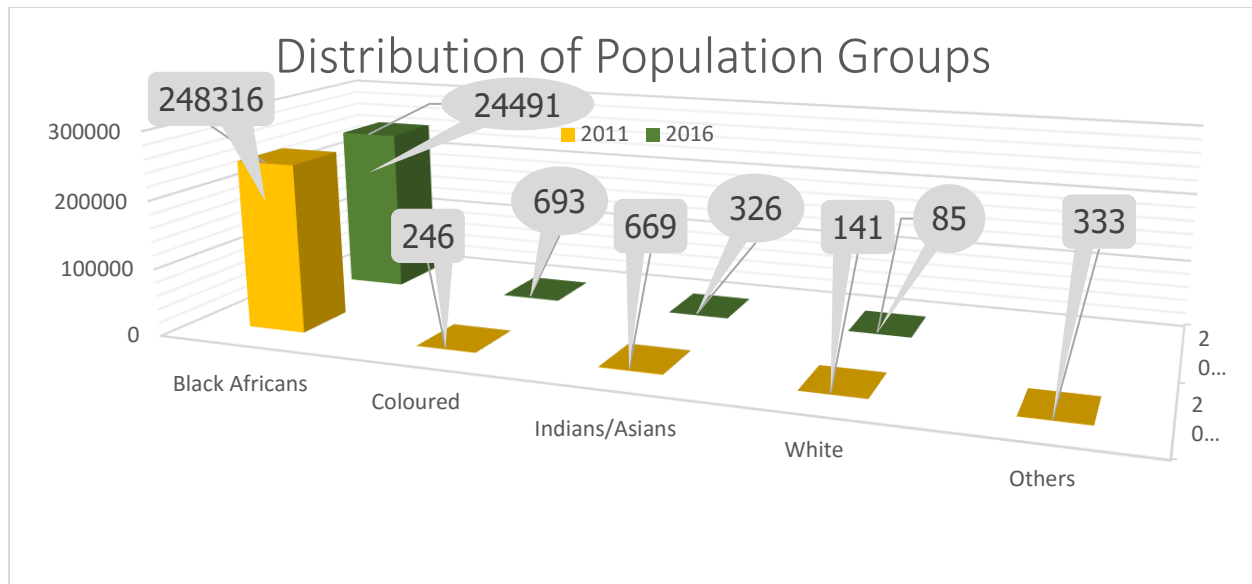
Population growth Rate (%)



Stats SA Community Survey 2016

Status Quo Assessment, Basic Service Delivery & Infrastructure

Dr JS MLM proportional distribution of population groups

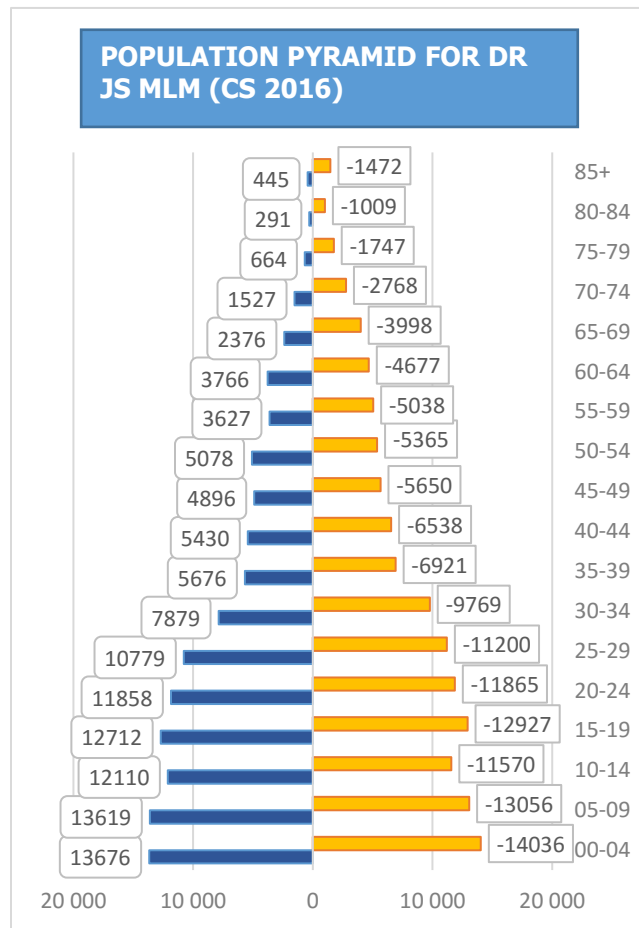


Stats SA 2016 Community Survey

Figure above indicates, the proportional population groups of Dr. JS Moroka Local Municipality. Since 2011-2016, population of Dr. JS MLM has increase and decrease across all race groups. The African people decrease by 7.2%, which is 3 405 persons, from 248 316 persons in 2011 to 244 911 persons in 2016. The coloured community has increased by 64% which is 447 persons, from 246 persons in 2011 to 693 persons in 2016. Indian/ Asian community experienced the decrease of 51%, which is 326 persons from 669 persons in 2011 and 2016 respectively. The third decrease was in the White groups, which experience a 40% decrease, which is 85 persons in 2016, from 141 persons in 2011.

Figure shows how the population structure has changed between 2011 and 2016 for Dr JS Moroka Local Municipality. The structure shows that Dr JS Moroka Local Municipality has a youth population bulge which is similar to that of Mpumalanga province and that of the country. The figure indicates that a major proportion of the municipal population are people of working age.

Population Pyramid,

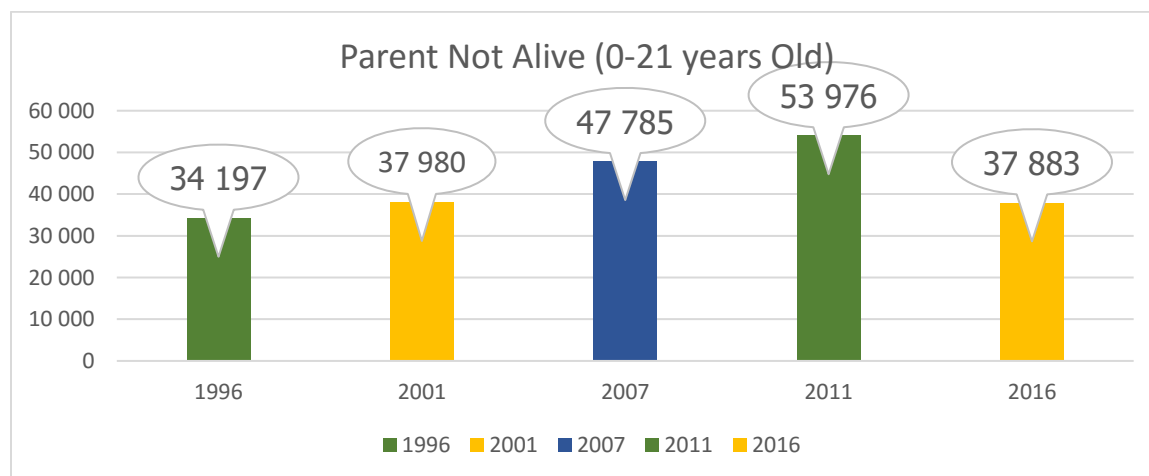


It should be noted from the figure above, the youth age population is a bulge, and on both side of the pyramid, this shows a population group decline between the ages of 20-24 as well as age group 30-34 as per the 2016 community survey. On average the margins on both youth population 20-24 and 30-34 on both male and females are slightly differed. These age groups are transition to adulthood which consist mainly of child bearing people and newly established families.

Dr JS Moroka Local Municipality population indicates a decline from age group 30-34 years until age group +80 years in line with 2016 community survey. There are less people in 2016 than 2011 in these age groups. These ages are the essential economically active population

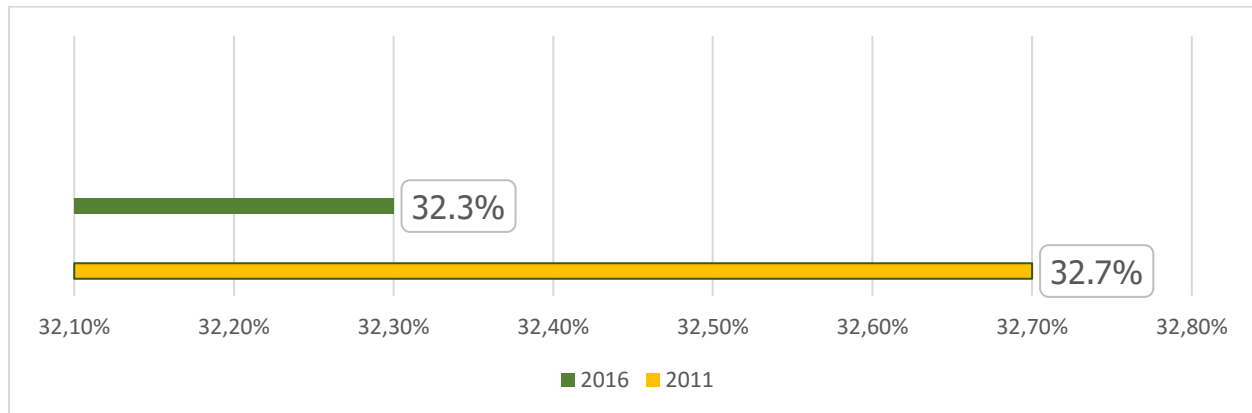
for the municipality. Thus, population decline of this age group does not assist in the economic prospects of the municipality and the province.

Population by Geography Type (Rural & Urban)



Population Dependency

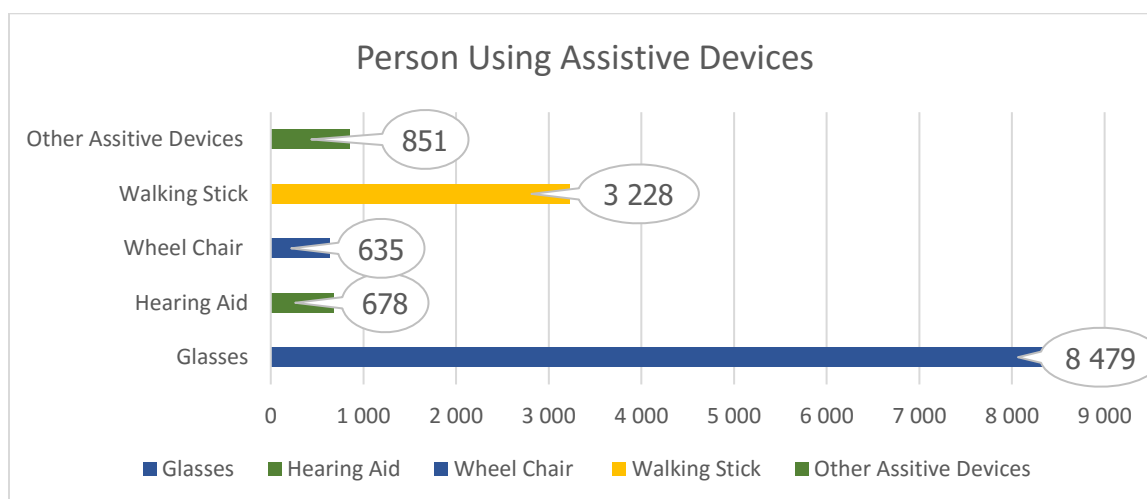
Population dependency refers to the percentage of a population that depends on others for their well-being and survival. It is expressed by means of a dependency ratio. In the case of the dependency ratios of children/youth or of older people, these ratios are calculated based on the number of children (0-14 years old) and older persons (65 years or over) who depend on the working-age population (15-64 years old). They also indicate the implications for social and economic development of changes in a population's age structure, and point to broad trends in social support needs.



Stats SA 2016 Community Survey

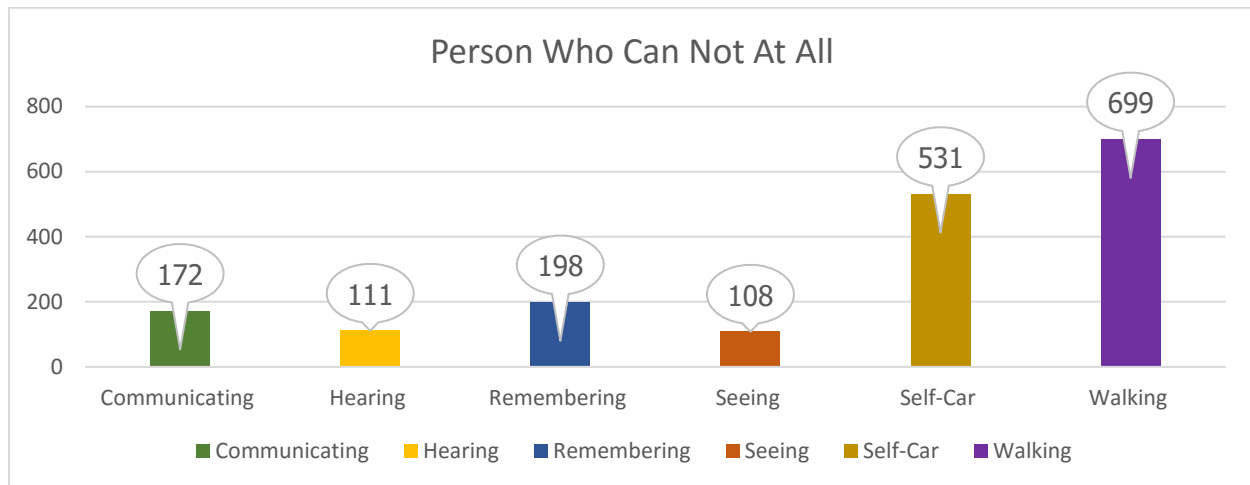
The figure above illustrate youth dependency ratio focusing on 2011 stats and 2016 community survey. In 2011 youth dependency ratio was at 32,7%, and by 2016 community survey, the ratio was reduce to 32,3%.

Disability



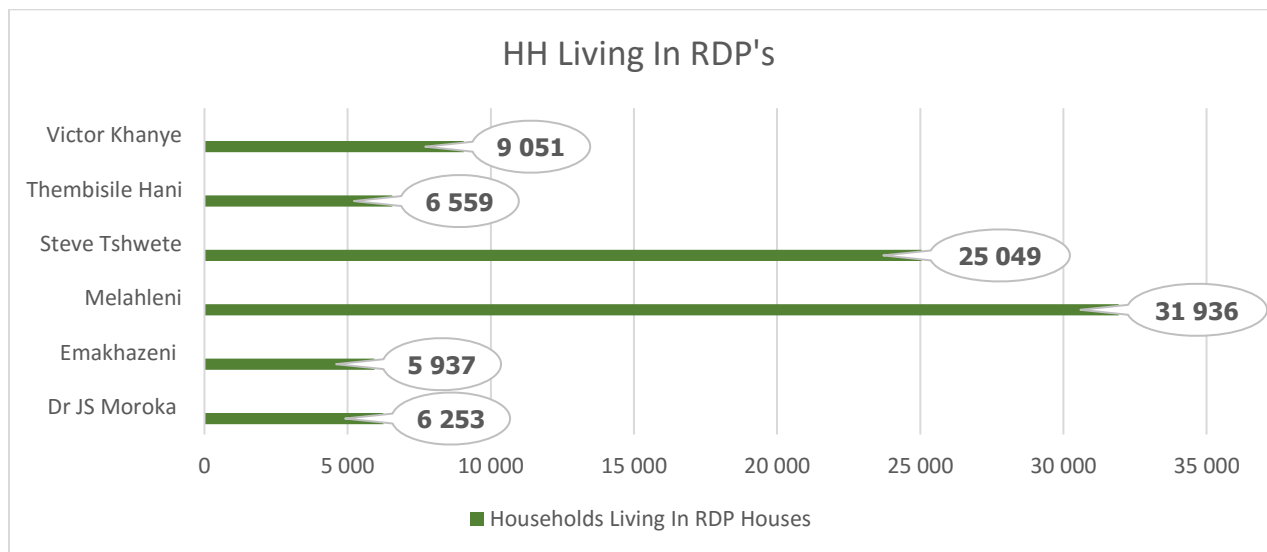
Stats SA Community Survey 2016

Disability



Stats SA Community survey

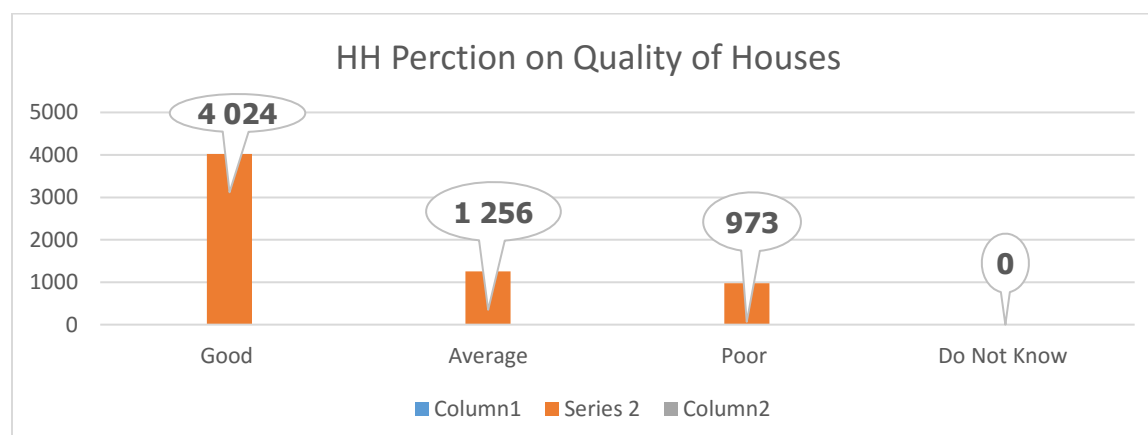
Households Living In RDP Houses



Source: Stats SA Community Profile

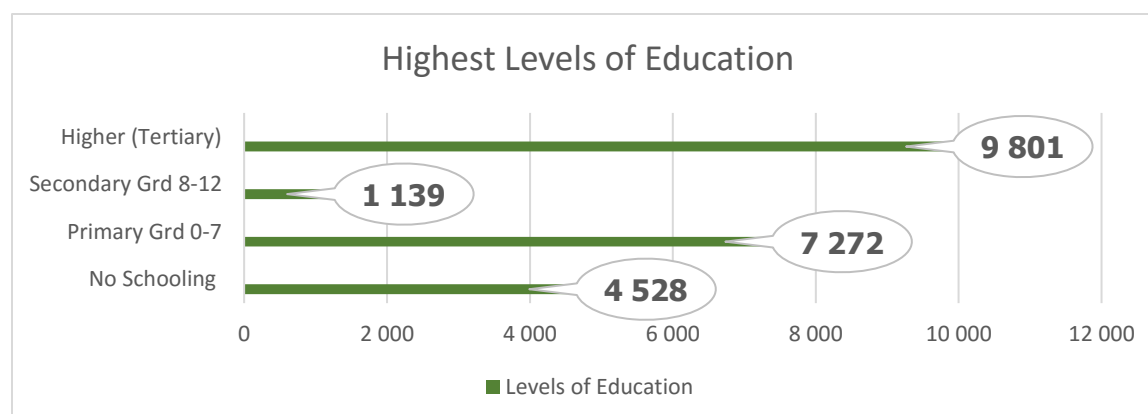
The above illustrates the number of households living in RDP houses across the Nkangala District Municipality. Emalahleni Local Municipality has the highest number of households living in RDP standards, and this is due to the fact that people move to Emalahleni in search of employment opportunities as a result of mining activities. It is followed by Steve Tshwete and Victor Khanye respectively. Due to slow economic growth, Dr JS Moroka has a small number of households living in an RDP houses as compared to Emalahleni and Steve Tshwete Local Municipalities.

Households Perception on Quality of RDP Houses



Source: Stats SA Community Profile

Education

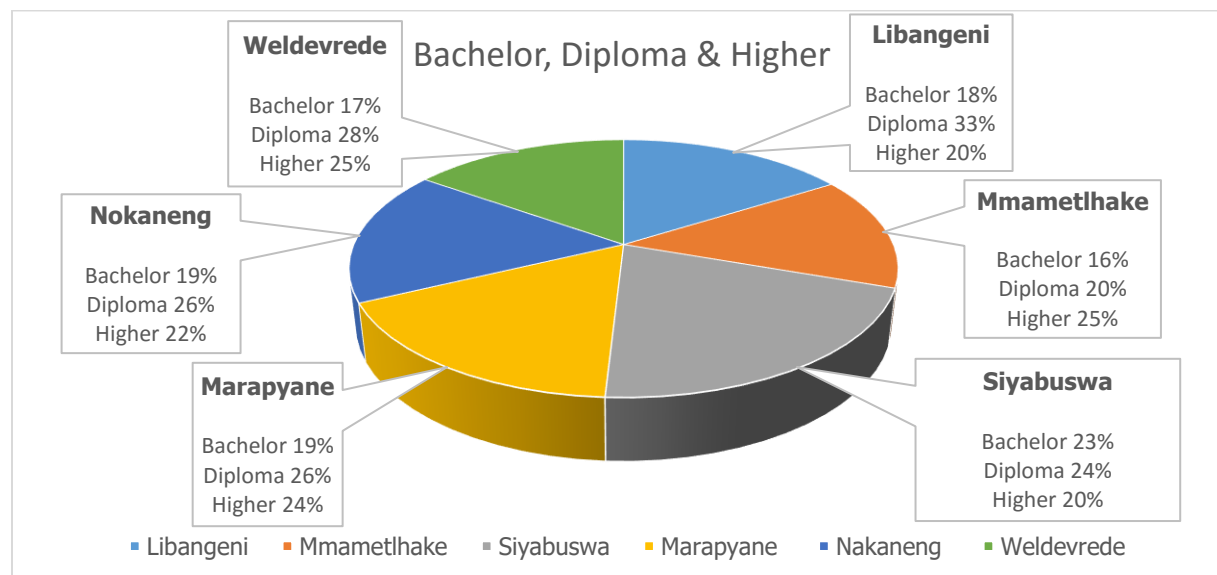


Source: Stats SA Community Profile 2016

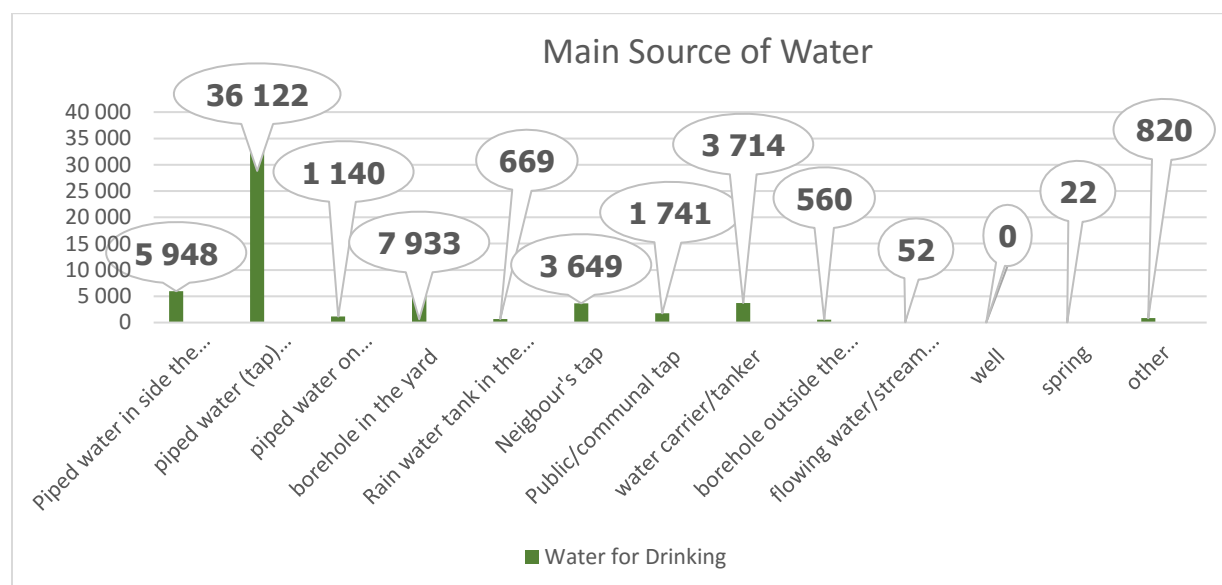
Learner Enrollment and Pass Percentages

Name of Circuit	Number of Learners per Grade			2017 Pass %		
	10	11	12	10	11	12
Libangeni	1143	853	563	65%	79%	72%
Mmamethlake	720	696	508	64%	60%	60%
Siyabuswa	2042	1600	733	46%	66%	67%
Marapyane	800	574	423	57%	55%	69%
Nokaneng	693	531	366	56%	62%	66%
Weltevrede	1274	833	498	58%	76%	69%
TOTAL	6672	5087	3091	57.7	66.3	67.2

Grade 12 Analysis of Results in Terms of Quality



Source of Water



Source: stats SA community Profile 2016

Water backblocks

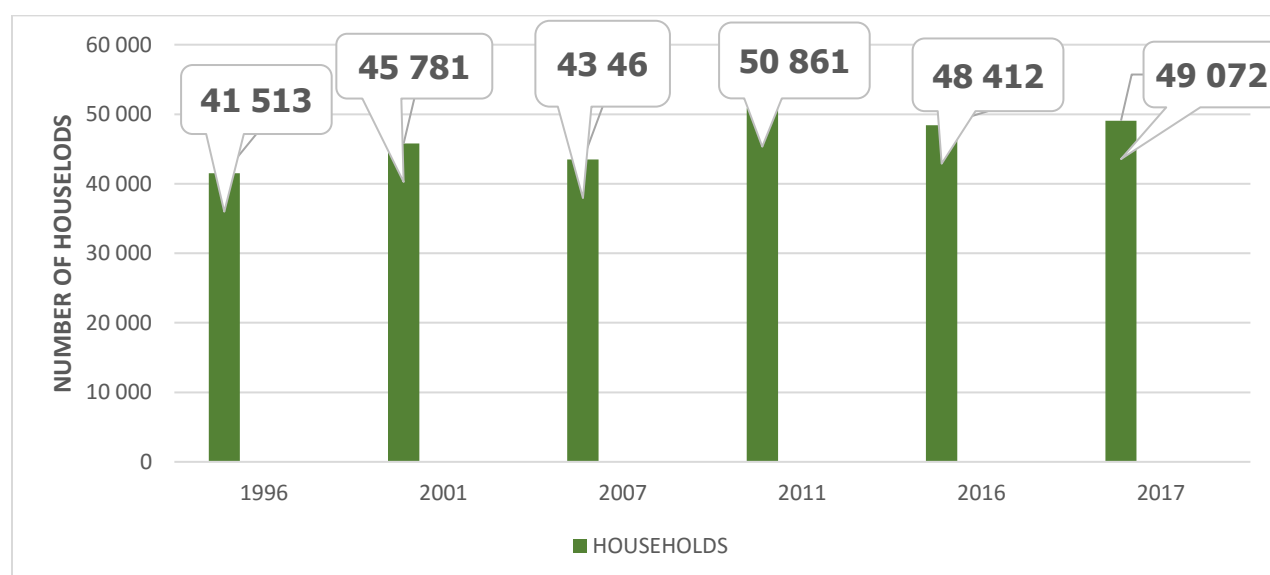
Ward	Village	Identified Project	Priority
2	Makopanong	Water supply	1
	Redutse	Removal of asbestos pipes at Toitskraal	1
	Makopanong	Reticulation and replacement of water pipes at Phola park	1

3	Siyabuswa	Removal of asbestos pipes to PVC	4
6	Mogononong	Connection of water reticulation	1
	Siyabuswa “C”	Replacement of asbestos pipes	1
	Mabuyeni	Water connection	1
7	Thabana	Connection of steel tank	1
	Ramokgeletsane	Connection of pump machine	1
8	Mrhetjha	Water reticulation	1
	Mgababa	Water reticulation	1
	Mthambothini	Water reticulation	1
	Mabhadu	Water reticulation	1
10	Part of Ga Morwe	Shortage of water and water channelling	1
	Meetsemadiba	Water reticulation	3
	Part of Ga Morwe	Clean water, control of water leakage	2
11	Ga Makola	Bulk line and yard connection	1
	Meetsemadiba	Reticulation and yard connection	1
	Mabusabesala	Reticulation and yard connection	1
12	Matshiding	Water reticulation and bulk supply	1
	Manyebethwane	Matselapata new stands water reticulation	1
13	Kwa Dithabaneng	Bulk and pipeline	1
	Borolo	Bulk water supply	1
	Madlayedwa	Bulk and water demand	1
14	Maphotla	Water reticulation and house connection	1
15	Molapoamogale	Bulk water supply	2
	Digwale	Bulk water supply	2
16	Part of Libangeni	Provision of water	1
17	Mbhongo	Bulk water supply	1
	Part of Libangeni	Bulk water Supply	1
18	Maphanga	Reticulation in Section 3 and Jojo tanks in section 6	1
19	Makometsane	Water reticulation 3 streets	1
	Ukukhanya	Water reticulation, steel tank and yard connection	1
	Moripe gardens	Bulk water Supply	1

	Madubaduba	Water reticulation for 4 streets and connection of bulk supplier from Ukukhanya	1
20	Senotlelo	Water reticulation at section A,L,K,H,F,G	1
21	Part of Lefisoane	Water reticulation	1
	Kabete	Standing pipe at Kabete	1
22	Part of Lefisoane	Yard connection	4
	Lefiso	Yard connection	3
	Ditlhokwe	Cleaning of boreholes	1
	Ditlhagane	Water out of laid pipes	2
23	Part of Marapyane	Revitalizing of all water systems available	1
24	Part of Marapyane	Water reticulation and house connection	1
	Part of Seabe	House connection on some few house	3
	Mmaduma	House connection on some few house	1
25	Part of Seabe and Part of Nokaneng	Itsoseng, Setateng water reticulation	1
26	Loding	Rust de Venter bulk line and maintenance of reservoirs and reticulation, Booster pump, bulk water supply and jojo tanks	1
	Sehoko		
	Moletji		
	Ramantsho		
	Part of Nokaneng		
27	Leseleseleng	Bulk water Supply	2
	Phomolong		3
	Dark City		4
	Chris Hani		5
	Katjibane		4
28	Part of Mmametlhake	Water reticulation, purification, Rejuvenation of borehole	1
	Magareng		1
	Dierfeng		1
	Part of Nokaneng		1
29	Part of Phake Ratlhagane	Rust de venter bulk water pipe	1
	Part of Mmametlhake	Construction of water pipe	1
30	Phake Rebone	Water tanks and Yard connection	1

	Khutsong		1
	Vandaan		1
	Phola Park		1
31	Masobye	Bulk supply	1
	Masobye	Water reticulation	1
	Masobye	House water connection	1

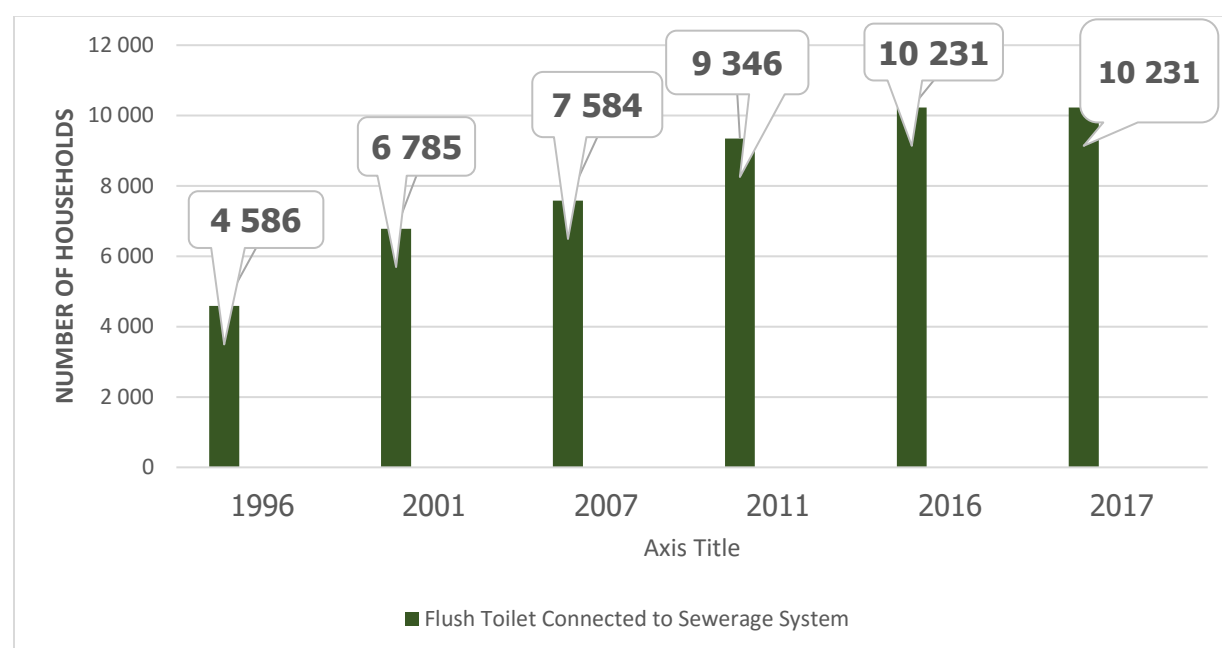
Access to Basic Sanitation



Stats SA 2016 Community Profile

The figure above indicate that the municipality was able to provide basic access to sanitation to 49,072 of households against 64 027 of total number of households in Dr JS Moroka Local Municipality. The municipality is still having a backlog with the pit latrine toilets which are off ventilation, this is a challenge since pit latrine toilet are a source of ground water pollution, hence some of areas are consisting of unconfined aquifer and from the chart above is clearly that over 80 % of households Dr JS Moroka Local Municipality are still using pit latrines toilets.

FLUSH TOILET CONNECTED TO SEWERAGE SYSTEM/SEPTIC/TANK/CONSERVATION TANK



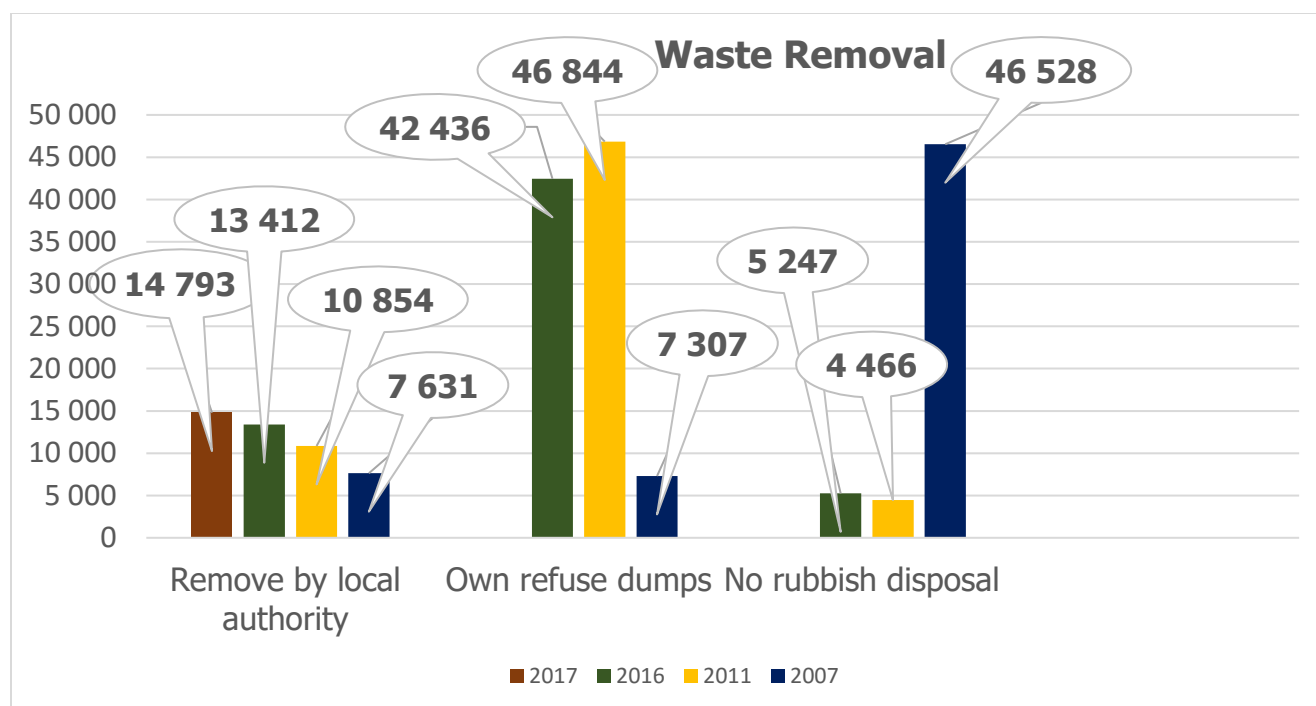
Source; 2016 Community Survey

Current Sanitation Back-lock

Ward	Village	Identified Project	Priority
1	Ga Phaahla	Sewer system and reticulation	1
2	Redutse	CWB toilets	1
	Makopanong		1
3	Siyabuswa	Replacement of corrugated toilets to VIP structure	2
4	Part of Makopanong	CWB Toilets	3
5	Mabuyeni	CWB toilets and Sewer connection	5
	Siyabuswa "C"		5
	Mogononong		2
8	Mthambothini	CWB toilets	4
9	Part of Ga Morwe	200 households needs CWB toilets and sewer system	2
10	Meetsemadiba	CWB Toilets	4
11	Ga Makola	CWB toilets	3
	Part of Meetsemadiba		3
	Mabusabesala		3
12	Marothobolong	Sewer reticulation and CWB toilets	3
	Manyebethwane		3
13	Kwa Dithabaneng	CWB toilets	4
	Borolo		1
	Madlayedwa		4
14	Maphotla	CWB toilets	1
15	Molapoamogale	CWB Toilets	2

	Digwale		2
16	Part of Libangeni	Provision of sanitation	6
17	Mbhongo	Sanitation	2
	Part of Libangeni		2
18	Maphanga	Construction of CWB toilets	1
19	Ukukhanya	CWB toilets	1
	Moriye Gardens	Sewer system	3
	Madubaduba	CWB Toilets	3
20	Senotlelo	Backlog of 1630 CWB toilets	2
21	Kabete	CWB toilets at Kabete new stands and chemicals for these toilets	2
	Ramonanabela	CWB toilets and their chemicals	2
	Part of Lefisoane	CWB toilets and chemicals for these toilets	2
22	Part of Lefisoane	Phalane section to be provided with sanitation	1
23	Part of Marapyane	CWB Toilets for the whole village	6
24	Part of Marapyane	CWB toilets highly needed	1
	Part of Seabe	CWB toilets for fewer houses	3
	Mmaduma	Half the village in need of CWB toilets	2
25	Part of Nokaneng	CWB toilets	3
	Part of Seabe		3
26	Loding	CWB toilets	1
	Sehoko		1
	Semohlase		1
	Moletji		1
	Ramantsho		1
27	Leseleseleng	Construction of CWB toilets	1
	Phomolong		2
	Dark City		3
28	Part of Mmametlhake	Construction of CEB toilets	1
	Magareng		3
	Dierefeng		2
	Part of Nokaneng		1
29	Part of Phake Ratlhagane	Construction of CWB toilets	2
30	Ward 30 as a whole	Construction of CWB toilets for child headed families and the elderly (150 units)	
31	Masobye	Sewer system	1
	Masobye	CWB toilets	1

Waste Management /Waste Removal



Waste Management


Current Backlog

ward	Location	Identified Projects	Priority
1	Kwa-Phaahla	Dustbins every household	(4)
3	The Whole Ward	Refuse bin in all household	(5)
8	Mrhetjha Mthambothini Mrhawini	Control and regulation (by-laws) for dumping site	(1) (1) (1)
11	Ga-Makola Part of Meetsemadiba	Supply of waste bin	(2) (2)
12	Manyebethwane Manyebethwane	Dumping site and dustbins distribution	(2) (2)
13	Madlayedwa	Awareness on cleaning campaign	(5)
15	Molapo-a-mogale	Provision of Skip bins	(1)
16	Part of Libangeni	Supply of dust bins	(6)
17	Part of Libangeni Mbhongo	Waste management	(1) (1)
18	Maphanga	Dumping site and house dust binds distribution	(2)
19	Ukukhanya Madubaduba and Moripe	Dustbins and mobile bins	(2) (2)
20	Senotlelo	Cleaning campaign (CWP,EPWP), Dumping sites and dust bins	(1)
21	Ramonanabela Part of Lefisoane Kabete	Provision of Ashbins	(3) (3) (3)
22	The Whole Ward	Dumping side for the whole ward	(2)

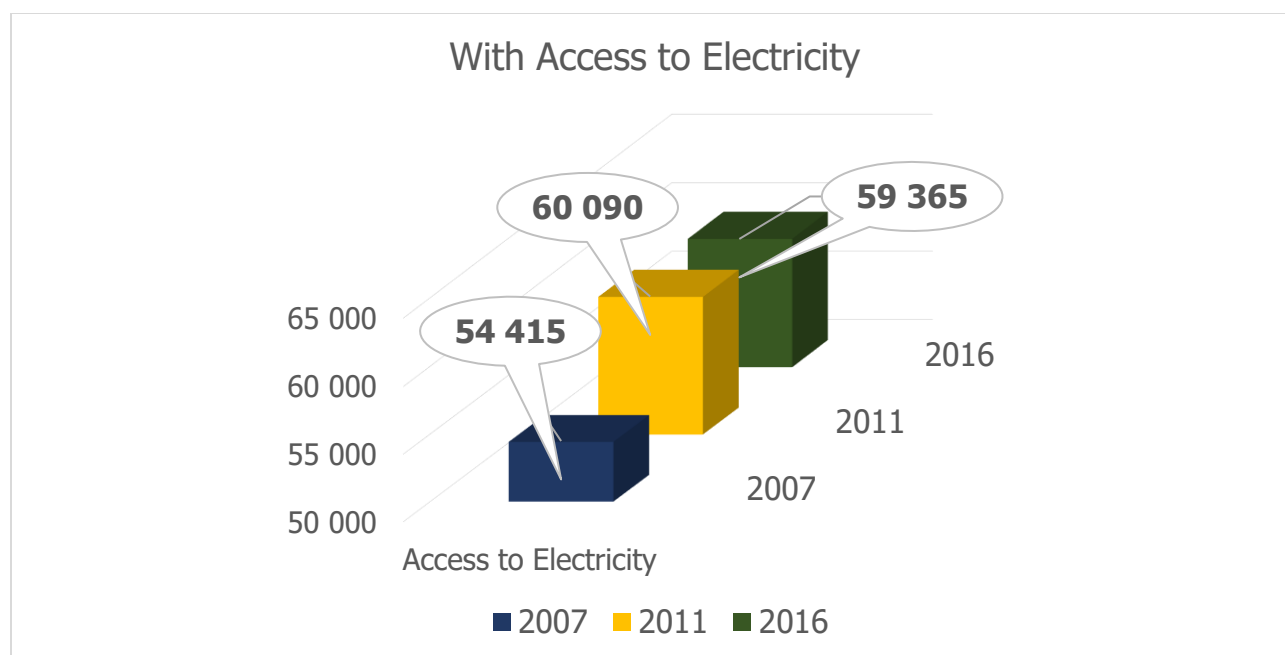
23	Part of Marapyane	Fencing of sand mining sites	(5)
24	Part of Marapyane Part of Seabe Mmaduma	Establishment of dumping site and provision on big bins	(2) (2) (2)
26	The Whole Ward	Dumping site & dust bins, Skips collecting waste	(1)
27	Leseleseleng Phomolong Dark city Katjibane Leseleseleng	Waste collection	(2) (3) (4) (1) (5)
28	Part of Mmamethlake Magareng	Waste removal	(1) (1)
29	Part of Mmamethlake Part of Phake Ratlhagane	Dumping site Skip for dumping	(1) (1)
30	Phake Rankaile Phake Rebone Phake Mantlole Phake Thabeng Part of Ratlhagane	Dumping site Skip for dumping	(1) (1) (1) (1) (1)

The figure above illustrate the collection of waste which is currently carried out at ward **3, 4, 5,6,16** and **17** on weekly basis. The total collection of household as of 2017 is at 14 793 for the wards mentioned above.

Electricity



Source: Stats SA 2016 Community Profile



Source: 2016 Community Profile

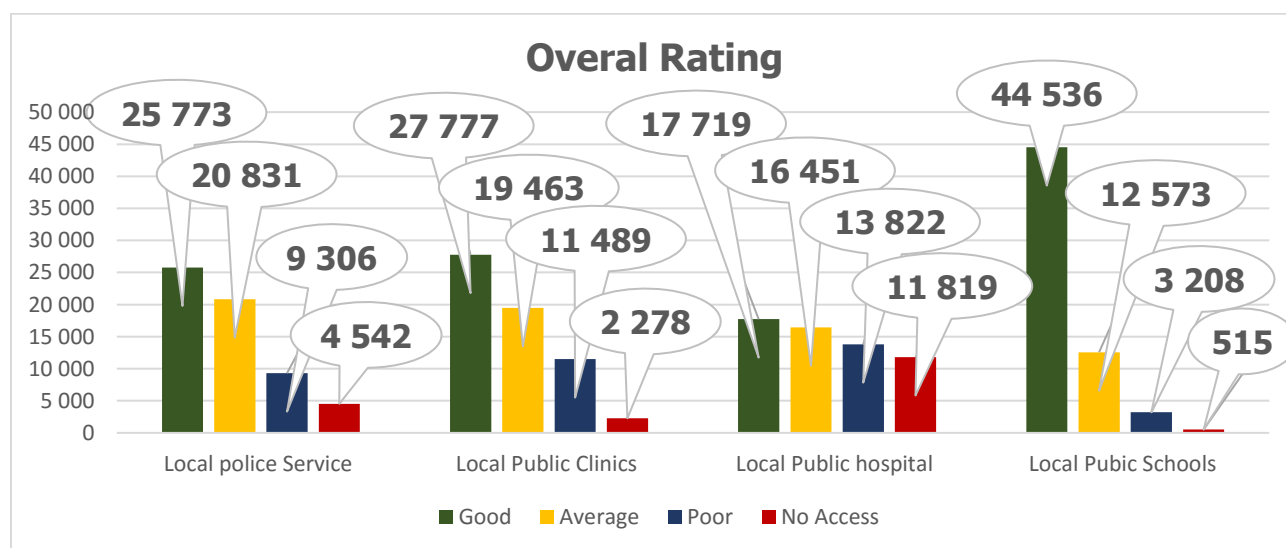
Electricity (Current Backlog)

Ward	Location	Identified Project	Priority Number
1	Siyabuswa D	House connections	(5)
		High-mast Light	(5)
2	Redutse	8 High-mast Lights	(1)
	Makopanong	2 High-mast Lights	1
3	The whole ward	High-mast lights	3
4	Part of Makopanong	High-mast lights	2
	Part of Siyabuswa	High-mast lights	3
6	Mogonong	New Connection T350	1
	Mabuyeni	New Connection of non-electrified houses	2
	Siyabuswa "C"	New Connection of non-electrified houses	2
7	Thabana	High mast lights	1
8	Mrhetjha Mabhadu Mgababa Mthambothini	Additional high mast lights	(1) (1) (1), (1)
10	Meetsemadiba Part of Ga-Morwe	6 High mast Lights Households Connection	(3)

			(5)
11	Ga-Makola Part of Meetsemadiba ,Mabusabesale	Post connection	(3) (3) (3)
13	Kwa Dithabaneng (4) Borolo (4) Madlayedwa (4) KwaDithabaneng(1)	High mast light House Electricity & High mast light Post connection new stands	(4) (4) (1)
14	Maphotla	High mast lights and house connection	(2)
15	Molapo-a-mogale Digwale	Phase 3 connection, High mast lights	(1) (3)
16	Part of Libangeni	Provision of Electricity	(4)
17	Part of Libangeni (3) Mbhongo (3)	High-mast Light	(3) (3)
18	Maphanga	High mast light	(2)
19	Ukukhanya	Yard connection (New stands)	(3)
20	Maphotla	Two high mast lights ,4 additional Connection of electricity in the multipurpose center	(3)
21	Kabete Ramonanabela	High mast lights Post Connection	(1) (1)
22	Ditlhagane	Backlog of extension Post and extension connection Extension of 80 stands	(4)
23	Part of Marapyane	Post connection of 50 households needed, list submitted	(5)
24	Part of Marapyane Part of Seabe Mmaduma	Post connection	(1) (1) (1)
25	Part of Seabe (1)	Electrification house connections High-mast light	(1)
26	Loding, Sehoko Semotlhase, Moletji & Ramantsho	High-mast lights	(1) (1)

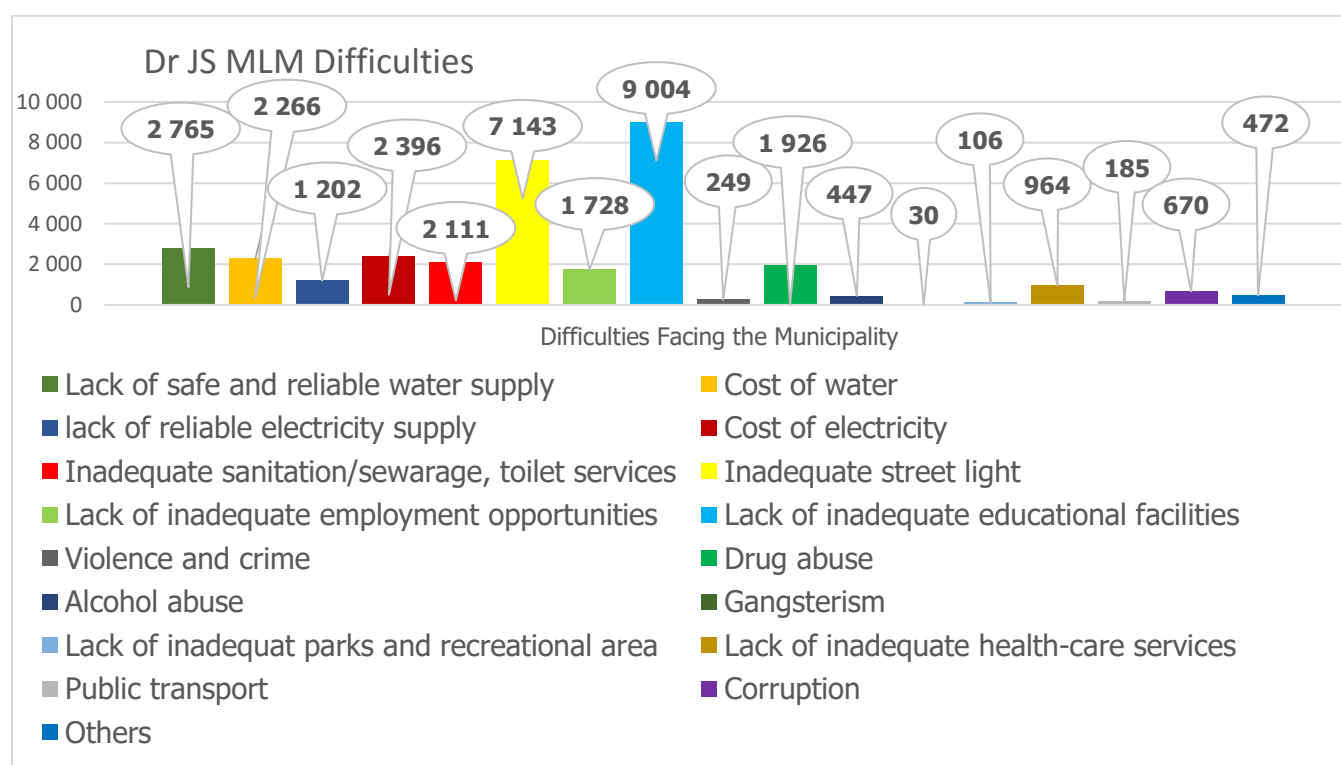
27	Leseleseleng Phomolong Katjibane	High mast light	(1) (1) (5)
28	Part of Mmametlhake (1) Magareng (1) Dierefeng (1) Part of Nokaneng (4)	High mast lights Electrification of new settlements of Motsweding section Maharing and Masakeng	(1) (1) (1) (1)
29	Part of Phake Ratlhagane	High mast light	(1)
30	Rankaila, Mantlole & Rebone ext2	House connections	(1)
31	Masobye	High mast light, Strengthening power supply, Cutting of trees next to Eskom power lines	(1)

Overall Rating of Municipal Services



Source: 2016 Community Profile

Difficulties Facing the Municipality



Source: 2016 Community Profile

ENVIRONMENTAL ANALYSIS

Waste Management

Section 152 (1) (d) of the Constitution provides that local government is required to promote a safe and healthy environment. Protection of the environment is of critical importance. A number of legislations have been enacted to support, regulate and promote environmental management. Waste Management is one critical aspect of environmental management.

Refuse Removal Expansion

The National Environmental Management Waste Act 59 of 2008 requires all municipalities to remove, control, and manage waste through recycling, minimization and reduction methods. The expansion of refuse collection to other areas is possible. The recent expansion was to Moripe gardens where refuse collection bins had been provided and the municipality will continue to expand waste collection to other villages/areas.

Illegal dumping control:

The municipality is presently carrying out educational campaigns to the community, this is to educate the community to avoid illegal dumping on open spaces, parks and streets corners. Schools are also visited to

educate the children during clean-up campaigns to avoid illegal dumping within the school premises and to the communities. The EPWP & CWP PROJECTS are also assisting to eradicate and clean waste in public places, open spaces, street corners and parks.

Landfill management

The land fill is managed in according to Nema (National environmental management Act of 107 of1998). The Libangeni landfill site is a licensed facility operated and managed by Dr JS Moroka local municipality.

Parks and cemeteries

The parks and cemeteries project, is a project funded annually through national grant for EPWP beneficiaries that work for three days a week and receive monthly stipend. Presently they assist in cleaning open space, parks, street corners and collection of waste from households.

Community parks

The municipality have thirty-one (31) children parks in all wards, and the parks are part of municipal assets within the community that need to be taken care off. The parks plays a very important role in the lives' of the children.

SOCIAL ANALYSIS

Social Up-liftment

In the past years there were approximately **1800** destitute children who have received school uniform and **980** elderly persons received social relieve of distress from the municipal budget, SASSA assisted with **98** school uniforms targeting primary schools, and Nkangala District have assisted with **100** school shoes, and **240** sanitary towels from ABSA bank on areas where the municipality was unable to reach due to budget constrains

There are four offices that are responsible for administering SASSA grants namely;

Offices	Number of Recipients	Total
Siyabuswa	51 292	117 731
Mbibane	21 651	
Marapyane	23 664	
Mmametlhake	21 124	

Local Program of Action for Children

Children between the age of **0-6 years** falls under the programme of Early Childhood Development. Children from **2-6** years must all be registered in the Early Childhood Development centers. Department of Education responsible for registration of ECD centers and its curriculum and Social Development Department is responsible for funding.

The municipality is responsible for **MONITORING** of centers and allocation of land when there is a need. Dr J.S Moroka Local Municipality is working closely with the departments of Social Development, Department of Education, SASSA, Home Affairs & Health in ensuring that children's need are taken care off.

Dr J.S Moroka local Municipality we have **28** fully registered ECD's with **1517** children and **106** conditionally registered ECD's with **3543** children, the total number of children that are registered with ECDs are **5060** in **134** ECDs in 2018. Isibindi programs for orphans and vulnerable children wherein the care workers assist this children with their school work and other after school programs.

Orphans and Vulnerable Children

The program that is targeting orphans and vulnerable children do not have parental guidance and support as well as child headed families. Dr. JS Moroka Local Municipality utilizes data from the Department of Education, Department of Social Development and individual information from ward councilors, Community Development Workers and children's forum. The children are linked to programs that will assist them with school uniform and register in indigent database.

Dr J.S Moroka have a place of safety in Mmamethlake where children are taken to from their homes due to abuse and they are kept in the place of safety until their cases are handled accordingly by Social Workers and South African Police Services. These Kids attend schools from place of safety until their cases are solved and they are taken back home. All these programs are funded and monitored by Department of Social Development. The other program is HIV for children whereby these children are taken care of in dropping centers, within the municipality there are 6 dropping centers.

Women Based Programme

Women forum consists of 31 women that are from all 31 wards, to address social and health issues such as gender based violence, and they are being workshopped on how to address social issues by working with relevant stakeholders.

Dr J.S Moroka Local Municipality is a CRDP Municipality that need to encourage the utilization of cooperative for service delivery. Most women are engage in community programmes like home based care, farming, tailoring, art, and others other activities through NGOs or unregistered groups. This women are trying to create income in many ways, as the Municipality has extremely limited economic activities. The Municipality awarded women in the following categories Business cooperatives, Health (HIV/Aids), Disability, Art & Culture.

In Dr J.S Moroka Local Municipality we have one Victim Support Centers in Mmametlhake for victimized women whereby they get counselling.

Programme for Elderly

There is an Elderly Forum that consists of 31 members from 31wards, to address social and health issues such as elderly abuse, chronic illnesses, elders' visas grandchildren and management of pension grant. In Dr J.S Moroka Local Municipality there are 6 service centers for elders, and they are also funded by DSD. The other programme for elders is Active Aging Program where these elders participate in sports and compete with other Provinces. All these programs are fully operational, DSD and the Municipality are monitoring.

Dr J.S Moroka Local Municipality is giving away food parcels to **155 families** during Mandela month as a Mandela Day programme, and **74 families** were given vouchers parcels as a donation from Nkangala District Municipality via ESKOM, and **16** from Libangeni PICK and PAY for Christmas.

Programme for Person with Disabilities

The person with disability have representatives from 31 wards and it addresses socio-economic issues for person with disability, such as education, employment, sports. In Dr J.S Moroka have three Stimulation Centers for Disabled Persons where children are kept and taken care of, have protective workshops especially for those above 18 years of age. Again there are three Disability Centers for educational purposes. The municipality is giving away wheelchairs to persons with disability during Moral Regeneration event every year.

Dr JS Moroka has 09 centers for person with disability that includes; protective workshop, stimulation center and residential facility.

Uniliver Company appointed 43 persons with disability for learnership of contact center and administration work, and they are based in the municipality offices.

Hiv/Aids and Moral Regeneration

Dr JS Moroka Local Municipality has a Local Aids Council that is chaired by the Executive Mayor. Its composition is members of civil society, sector departments and Municipal departments to address socio economic issues that will be able to address HIV/Aids drivers. The LAC sits once every quarter wherein all stakeholders presents their reports on their quarterly programmes. The consolidated report is then presented to District Aids Council by the Executive Mayor.

There are **11 NGO** registered and funded by Social Development Department for 2019/2021.

Dr J.S Moroka Local Municipality is commemorating World Aids Day every year in December since 2009.

The Municipality is engaging in the following programmes for the community:

- TB screening
- HIV testing & counselling
- Diabetic testing
- HIV & AIDS awareness
- Drug Abuse
- Pap Smear

The following is the record received from the Department of Health:

The total number of patients on ART = **95023**

Children under age of 15 = 3801

Current Back-locks

Ward	Location	Identified Project	Priority
1	Kwa-Phaahla	Facility for elderly and awareness campaigns.	1
3	Siyabuswa	Awareness programme and renovation of empilweni old age centre , Supply wheelchairs	3
4	Siyabuswa	Awareness campaign of HIV	1
6	Siyabuswa C	Old age home	2
	Mogononong	NGO awareness programme	3
	Mabuyeni	Construction of place of safety for kids	4
7	Thabana	Old age home, Community park for children	2
8	Mthambothini	mini clinic, home base care	1
	Mrhetjha, Mabhadu ,Mgababa Mthambothini, Mrhawini	Provide wheelchairs, drop centres, skills development, job creation and training programmes and office	1
10	Meetsemadiba, Part of Ga-Morwe	Need programm and safety place where will utilize themselves	3
	Ga-Makola, Part of Meetsemadiba Mabusabesala	Mobile clinic and social workers ,Remuneration of HIV/AIDS council ,Mobile clinic and social workers	2
		Workshop for the community on HIV/AIDS	2
		Disability centre and awareness campaign	
		Old age centre Construction of parks for children	
12	Marothobolong, Matshiding	Dropping centre, Extension of HC & staffing	2
13	Kwa Dithabaneng	Need for a mini clinic	2

FINAL IDP REVIEW 2019/2020 FY

	Borolo ,Madlayedwa	Extension clinic building and extension of working hours	
14	Maphotla	Construction of Disability centre facility and programmes	4
15	Molapoamogale	Clinic, Support groups	1
	Digwale	Extension of 24hour service staff	
16	Part of Libangeni	Upliftment of women programmes	1
		Employment opportunities	1
		Old age home	5
		HIV aids awareness	4
		Child support groups	1
17	Part of Libangeni, Mbhongo	Primary health care and social services	1
		Woman, Elderly people and disability programs	
		HIV / AIDS ,Children's Programme	
18	Maphanga	Upgrading Home base care centre and centre labour wards	3
		Women forum	3
		Centre for the disabled	2
		Old age centre	2
		Indoor and outdoor games	2
		HIV/AIDS centre	2
		Children's forum and support centre	1
19	Ukukhanya, Madubaduba and Moripe	Upgrading Home base careers	4
20	Senotlelo	24 hrs, construction of clinic awareness campaigns	1
		Food security ,Art and Awareness culture	
		Aid facilities	
		food security Sports, dance, art & culture	
		Awareness campaign	
		Awareness campaign	
		Food security ,Art and Awareness culture	
	Kabete ,Ramonanabela, Part of Lefisoane	24 hour health care centre	2
		24 hour health care centre	
		New Clinic	
	Kabete	Day Care Centre	4
	Ramonanabela	Day Care Centre	4
	Part of Lefisoane	Day Care Centre	4
	Kabete	NGO for Social Work Service	5
	Ramonanabela		5
	Part of Lefisoane		5
	Ramonanabela	Old Age Centre	3
	Kabete	Children Literature Programme	3
	Part of Lefisoane		3
	Ramonanabela	NGO for HIV/AIDS Care	1
22	Part of Lefisoane	Upgrading of Lefisoane Clinic	1
	Lefiso	Improve the condition of maternity room	3
	Ditlhokwe	Address the issue of staff shortage	2
		Programmes still to be established	2

	Lefiso	Some to be provided with sewing machines	1
	Part of Lefisoane Lefiso ,Ditlhokwe ,Ditlhagane	Buildings to be upgraded and provided with facilities	1
	Part of Lefisoane Lefiso ,Ditlhokwe ,Ditlhagane	Building and environmental programmes be extended	2
23	Part of Marapyane	Fencing of vegetable ploughing fields	3
		Wheelchairs supply	5
		Building of pavements	
		Support for special schools	
		Accommodate them at community hall for pension grants	
		Make clinic more accessible by tarring the road	
		Monitoring of school transport	
24	Part of Marapyane, Part of Seabe ,Mmaduma	Co-operative for woman and people with disability	2
		Skills development co-operative	
		Old age home and activities	
		Awareness campaigns	
		Early child cares and drop centre	
		Co-operative for woman and people with disability	
		Skills development co-operative	
		Old age home and activities	
		Awareness campaigns	
		Early child cares and drop centre	
		Co-operative for woman and people with disability	
25	Part of Seabe	Care centre	3
		Empowering woman in business	2
		Old age home	4
		Contribution of care centre	2
		Improvement of parks	2
		Contribution of care centre	2
		Improvement of parks	3
26	Loding	Support system	1
	Loding	Bead work centre and resuscitation of Loding flee market to be benefit local woman	3
	Loding	Initiation of sign language & Braille school to be linked with Masinakane school for disability	2
	Loding ,Sehoko, Moletji ,Ramantsho Part of Nokaneng	Day care for elderly people	2
	Sehoko	Increase care givers	2
	Sehoko	Crèches upgraded to 24 hour day centre	1
27	Katjibane	Expansion of the local clinic	1
	Leseleseleng , Phomolong	Mobile clinic needed	2
	Katjibane	Centre for people with disability	1
		Old aged home	1
		HIV/AIDS Advisory centre	2
		Child support centre	1
		Centre for people with disability	1

29	Part of Mmametlhake	Drop in centre	1
		Project for women	1
		Employment opportunities by municipality and contractors and centre	1
		Old age home	1
		HIV/AIDS awareness	1
		Child support group	1
30	Part of Phake ,Ratlhagane	Social service gym facility	1
	Khutsong	24 hour clinic	1
31	Masobye	awareness campaigns and support for activist youth groups needed	2
		learnerships for disabled and internships at municipality , hospitals, clinics and local schools	2
		availability of drugs for chronic ailments, provision of id and birth certificates	2

Thusong Service Centres

In collaboration with the Office of the Premier, the year 1999 saw the unicity launching Thusong Service Centres in marapyane, to enable the communities' easy access to government services. The following government services are catered for at Marapyane Thusong Service Centre;

Service Provider	People Serviced on Monthly Basis
1. Department of Cooperative Government and Traditional Affairs (COGTA)	Coordination Department
2. Department of Home Affairs (DHA)	350 people serviced on average
3. South African Social Security Agency (SASSA)	1 500 people serviced on average
4. Department of Social Development (DSD)	200 people serviced on average
5. Library	1 600 people serviced on average
6. Telecentre	1 200 people serviced on average
7. Department of Labour (DoL)	600 people serviced on average
8. Legal Aid SA	30 people serviced on average
TOTAL	5 480 people serviced on average on Monthly Basis

The following Service are situated within 500m radius from the Centre

- ❖ South African Post Office
- ❖ South African Police Service Satellite Office
- ❖ Community Health Centre (Clinic)
- ❖ Parliamentary Constituency Office

The following Services come to the centre on ad-hoc basis

- ❖ Road Accident Fund (RAF)
- ❖ National Youth Development Agency (NYDA)

- ❖ Small Enterprise Development Agency (SEDA)
- ❖ South African Revenue Services (SARS)

Mobile Unit Outreach Programme

Given the fact that government cannot afford to establish TSCs in all villages within the municipal area of jurisdiction

The TSC on Ad-Hoc basis coordinate Mobile Unit Outreach Programme where all service providers in the centre and others go out using their respective mobile trucks and vehicles to provide services to other areas that are also secluded from government information and services

Future Plan

There is a strong view by sector departments that a TSC be established at Matjhiding to avoid citizens from wards 10, 11, 12, 13, 14, 15 and 16 traveling from their respective area's of resident via Matjhiding Taxi Rank to Siyabuswa to access services. Service Providers in Siyabuswa also raised concerns about the influx in their respective offices, to an extend that the situation dictates that some people are forced to return without getting the services they so dearly need. The Matjhiding TSC will help bridge the gap between service providers and services beneficiaries and also assist in saving transport cost by citizens as well.

Library Facilities

The municipality, within its 60 villages, has five (5) public libraries. The libraries are at Siyabuswa, Maphotla, Libangeni, Marapyane and Masobe. The Masobe library which was under construction in the last financial year is now completed. The municipality undertakes certain functions in library operations as per Service Level Agreement between itself and the Department of Culture, Sports and Recreation. The objective of these libraries is to promote a culture of reading and research in communities within the municipality.

Sports, Arts, Culture & Recreation

Powers and functions

Constitution Competence Schedule 4b	Definition	The division of powers and functions in terms of section 84(1) and 85 of the Municipal Structures Act, 117 of 1998		
		Nkangala District Municipality	Dr JS Moroka Municipality	Allocated, adjusted or 84 (2)
Local sport facilities	The provision, management and/or control of any sport facility within the municipal area		Yes	

Municipal parks and recreations	The provision, management, control and maintenance of any land, gardens or facility set aside for recreation, sightseeing and/or tourism and includes playgrounds but excludes sport facilities		Yes	
---------------------------------	---	--	-----	--

Challenges

- Other facilities not in good conditions
- Ga-phaahla, Libangeni, Lefiso and Nokaneng stadiums requires funding for completion
- Limited / lack of funding for the up keep of existing facilities
- Lack of external investment to promote sports

Sports, Arts and Recreation

The municipality has over the years focused more on, in terms of MIG allocation, water, roads and sanitation at the expense of other critical community needs like sports. This will create a situation with other unintended consequences due the fact that there will be scarcity of facilities for recreation. Sports allocation within the MIG funding must receive its fair share in ensuring that facilities are created in the municipal area. Sports and Recreation projects will be registered with MIG as per the submission made for 2019/20 IDP review which will ensure that the 15% allocated for Sports and Recreation is fully utilised.

The distribution of community halls is another challenge. Currently the municipality together with Nkangala District Municipality was able to distribute 14 community halls in Dr JS Moroka Local Municipality. But other areas are still without community halls which remains a challenge for the municipality.

Sports and recreation activities have always proved to be an effective vehicle for social cohesion and a way of promoting sound and healthy lifestyles. The municipality prides itself with sports facilities that are in exceptional standard that are recognized by national bodies of sports. The partnership between the municipality and TS Galaxy Football Club that participates in the ABC Motsepe league continues from 2018/19 financial year into 2019/20 financial year. The team (TS Galaxy) had moved their home games from Libangeni stadium to Ga-Morwe stadium. This relationship between the municipality and TS Galaxy has revived the spirit of sports in the municipality as communities find pleasure of watching professional football in their backyards, also the team conducting its trials targeting local talent.

Objectives	Strategies
<ul style="list-style-type: none"> To ensure access for all communities to basic sport and recreation facilities. To maintain all existing sports and recreation facilities. To encourage broad based participation in sport and the development of local talent To encourage private sector investment/ sponsorship for sports and recreation development 	<ul style="list-style-type: none"> Identify priority areas for the development of basic sports and recreation facilities. Improve accessibility to existing sports and recreation across the municipality Develop a rehabilitation and maintenance programme for existing facilities. To develop and maintain parks and open spaces Conservation of green areas, wetlands and eco systems

Sports Summit

The Sports Council saw the need to have a sport summit event where the delegates will discuss sports issues such as:

- The establishment of a functional sports forum with representation from all sporting codes
- The deriving of sports development plan/programme for the Municipal area
- The conducting of a comprehensive audit of all sports facilities

Ward Games

The municipality annually hosts local Mayors cup tournament, which is open for all local teams in all municipal wards. The objectives of having ward sports are to promote healthy lifestyles through sport and recreation and address overall levels of crime, to promote nation building and to achieve high levels of social cohesions

Youth Development

“Young people are a major human resource for development, often acting as key agents for social change, economic expansion and innovation. Their imagination, ideals, energy and vision are essential for the continuous development of society”.

Youth Development programmes seeks to respond to the need of putting young people in the centre of development. The programmes will be looking at encouraging economic participation, capacitating young people with regard to job search capabilities, creating platforms where there are engagements, where challenges are discussed while in the process suggestions of mitigations are sought. Youth development programmes will look at encouraging young people to also consider their responsibilities with regard to their own development. The address of social ills will be at the centre of youth development as they are considered to be the most barriers of development. Lastly but not least, youth development programmes will be addressing issues of promotion of education amongst young people.

The following are the planned programmes for youth development;

- Youth Enterprise Development Programme
- **Career Guidance**
 - School going youth
 - Out of school youth
- **Health and life skills**
 - Substance Abuse Awareness
 - Teenage Pregnancy Awareness
- Skills Development Programmes
- Work Readiness programme
- Youth Summit
- Job Summit

Youth Unemployment and Socio-Economic Development Programme

The youth unemployment rate between the age of 15 and 34 is 61,7% as per stats SA community survey 2016. The municipality works in partnership with the National Youth Development Agency (NYDA), which specializes in economic programmes, such as offering business skills and funding to the young people who are interested in starting and owning businesses. They also assist the young people with services such as opening and registering of businesses. The services offered by NYDA do not have a time frame, they are ongoing and they have offices in all magisterial districts of Mdotjana, Mbibane & Mathanjana.

The skills offered by the National Youth Development Agency (NYDA) includes the following;

Training Skills Presented	Number benefited
Life Skills	605

Business Management training	147
Job Preparedness	958
Co-operative Governance	40
In total 1750 young benefited from NYDA entrepreneurship initiative	

The partnership between the National Youth Development Agency and the Municipality resulted in 7 local companies receiving funding in the form of a grant and voucher to the value of R210 143, 02. The partnership is to continue assisting young people in the current and future years to come

Current Back-Locks

Ward	Location	Identified Project	Priority
1	Kwa-Phaahla	Skills development	3
4	Part of Makopanong & Siyabuswa	Youth development centre	2
5	Siyabuswa "B"	Youth facilities multipurpose centre	5
7	Thabana	Youth Learnership	1
8	Mrhetjha, Mabhadu, Mgababa Mthambothini, Mrhawini	Youth skills development Learnership	1
11	Ga-Makola, Part of Meetsemadiba, Mabusabesale	Information centre	2
12	Manyebethwane, Matselapata, Matshiding Marothobolong	Establishment and development of youth advice centre	1
13	Kwa Dithabaneng	Youth centre and Multipurpose centre	5
14	Maphotla	Construction of youth centre/multipurpose and development of out of school youth programs. Construction of	2
15	Molapoamogale	Youth centre	3
16	Part of Libangeni	Youth development ,Youth centre with skilled people	2
17	Part of Libangeni, Mbhongo	Youth development	2
18	Maphanga	Youth substance abuse and drug abuse centre, Learnership and employment workshop on business	2
19	Makometsane, Ukukhanya	Youth programmes	1
21	Kabete, Ramonanabela, Part of Lefisoane	Youth Advisory Centre	1
22	Lefiso	Information about youth to be well communicated	4
23	Part of Marapyane	Construction of community centre	4
24	Part of Marapyane, Part of Seabe, Mmaduma	Job opportunities youth activities	2
25	Part of Nokaneng	Entrepreneurship training	1
26	Ramantsho	Youth centre (multipurpose)	2
27	Leseleseleng ,Phomolong Dark city, Chris Hani, Katjibane	Youth multipurpose centre	2
		Satellite youth centre	
		Youth advisory centre	

28	Ward 28	Youth advisory centre	2
29	Part of Mmametlhake	youth centre with skilled people	1
30	Phake Rankaile ,Phake Rebone Phake Mantlole, Phake Thabeng Part of Ratlhagane	Learner-ship and employment Workshop on business opportunities	1

Executive Mayor Bursary Scheme

The Executive Mayor Bursary Scheme was first issued in 2009 for qualifying matriculates from historically disadvantaged families within the areas of jurisdiction of Dr JS Moroka Municipality to study on the following fields with the aim of addressing the issue of scarce and critical skills within the Municipality;

- a) Civil Engineering
- b) Town Planning
- c) Property valuation
- d) Hydrology / Waste Management
- e) Economic Management
- f) Diesel Mechanic
- g) Petrol Mechanic
- h) Water Care Treatment
- i) Records and Archives Management

The Council has awarded thirty-eight (38) Bursaries since 2009 to 2018. Of the total number of 38 bursaries awarded, Council absorbed 26 bursars which 18 of them are employed as Technicians on full time basis, 06 of them employed as trainee Technicians and 2 employed as Trainee accountants.

Learnership and Internship Programmes

Currently the Municipality is working with different SETA's to execute the following Learnership and Internship Programmes for unemployed youth of Dr JS Moroka Local Municipality:

NO.	NUMBER OF LEARNERS AS PER ATTACHMENT	TRAINING INTERVENTION	INSTITUTION	AMOUNT	PROGRESS
1.	43	Call-Center Learnership for Youth living with disability	Training Force	Funded by Uniliver	On progress
2.	15	Internship for unemployed graduates	Collaborate Business Solution	Funded by PSETA	On progress
3.	25	Electrical, Bricklaying, Plumbing Fitting and Turning Apprentices	Municipal Infrastructure Support Agent	Funded by MISA	On progress
4.	5	Finance Internship	National Treasury	National Treasury	On progress
5.	The initial appointments was 500 and current status quoi is 323	War on Leaks: Water and Waste Water Reticulation	Entsika Training Institution	Funded by Rand Water	On progress

Public Safety

Public Safety is the function of governments that ensures the protection of citizens, organizations, and institutions against threats to their well-being and to the prosperity of their communities. To meet the increasing challenges of road accidents in the public security area, responsible public institutions (SAPS, EMS, FIRE and Provincial Transport Board) and organizations can tap into their own intelligence to successfully address possible threats in advance. The municipal traffic has ongoing joint operations with the above mentioned stake holders on quarterly basis to combat crime, which address issues of drunk and driving, unlicensed drivers, vehicle roadworthiness, illegal activities and inconsiderate drivers. This has minimize chances of criminals transporting stolen goods from one place to the other.

Visible Policing

Crime prevention in Dr JS Moroka local municipality is most likely to succeed when it is tackled by a range of role players, including government departments such as the Departments of Health, Education and Social Development, Local Government, non-governmental organizations. The roadblocks, vehicle patrol, school safety programs and substance abuse awareness campaigns will help in crime reduction. Visible policing activities are day to day operations includes: attending of complains and search operations, special operations (this operations are being conducted fourthnightly and to enforce complaiance certain legislative such as Liour Act and Road Traffic Act and also to address some problematic crimes at hotspot areas and this are crime intelligent driven operations.)

Road Safety Awareness

In according to the NRTA 93-1996, NLTA 5 of 2009- and Criminal procedure Act 51 of 1977, they advocate for road safety and create broader awareness among our communities, the magnitude of the road traffic injury problem and the main factors which place people at risk. This is because road traffic trauma affects individuals, friends and families. Two safety campaigns takes place in the municipality yearly

namely scholar patrol and annual road safety campaigns. Twenty-six (26) schools participate in the programme of scholar patrols with twelve (12) participants per school including 2 teachers each school.

Social Crime Prevention

The White Paper for Safety and Security of 1998 defines social crime prevention as all efforts “to reduce the social, economic and environmental factors conducive to particular types of crime”. The Social Crime Prevention Strategy is based on the assertion that the causes of crime are complex and therefore successful prevention will require a range of appropriate approaches that are tailor made to address specific conditions e.g vehicle patrols, stop and search, substance abuse and road safety campaigns. Social crime activities are domestic violence campaigns, drug awareness campaign, school visits to address learners, visit to clinics to address child pregnancy.

Community Police Forum

The revival of community policing forum both at stations and village level will be done across the length and breadth of the municipality as part of crime prevention initiative through community participation

By-law Enforces

As stated above, the by law exists to ensure that certain kinds of behavior or/and acts are prohibited and punished if the prohibitions are not observed. Most of municipal By-Laws are under review to ensure that by-laws are kept up to date in the present day requirements.

Development of new by-laws as required within Dr JS Moroka Municipality, the municipality is in the process of establishing By-law enforcement unit which will in turn on daily bases do inspections and conduct enforcement in all areas, to pro-actively act in case of offenders not adhering.

Motor Vehicle and Driver Licensing and Registration

Dr. JS Moroka Local Municipality performs licensing function in the administration of drivers and vehicle licenses as an agent to the Provincial Government (Mpumalanga Department of Community Safety, Security and Liaison) in terms of the service level agreement signed between both parties. The function is performed according to the National Road Traffic Act no 93 of 1996 and the S.A.B.S (S.A.N.S) Act.

The e-NaTIS system is used to administer the licensing function and all licensing transactions are computerized on the system.

Fees for the function are determined by the MEC of the Department of Community Safety, Security and liaison (DCSSL) as stipulated in the Mpumalanga Provincial Road Traffic Regulation, 1998 Act No. 4 of 1998.

The Municipality has three registering authorities, one per Magisterial District namely Mdtjane in Siyabuswa, Libangeni and Mathanjana.

Libangeni Registering Authority (RA) has Driver's License Testing Center (DLTC) grade "A" and Vehicle Testing Station (VTS) grade "A" which is currently operational, Siyabuswa registering authorities (RA) has Driver's License Testing Centre Grade "E" and Moretele operates a registering authority only.

The registering authorities performs the following functions;

Libangeni Registering Authority Grade "A"	Siyabuswa Registering Authority Grade "E"	Moretele Registering Authority
<ul style="list-style-type: none"> • Deregistration of motor vehicles. • Registration of motor vehicles. • Licensing of motor vehicles and related matters. • Outstanding infringements. • Application for learners and drivers licenses. • Issue of drivers and learners licenses. • Application for temporary and special permit. • Allocation of personalized number to motor vehicles • Application of professional driving permits. 	<ul style="list-style-type: none"> • Deregistration of motor vehicles. • Registration of motor vehicles. • Licensing of motor vehicles and related matters. • Outstanding infringements. • Application and issuing of learners licenses. • Renewals and issuing of driving licenses. • Application for temporary and special permit. • Allocation of personalized number to motor vehicles • Application for professional driving permits. 	<ul style="list-style-type: none"> • Deregistration of motor vehicles. • Registration of motor vehicles. • Licensing of motor vehicles and related matters. • Outstanding infringements. • Application for temporary and special permit. • Allocation of personalized number to motor vehicles

Land Potential of NDM

District	Local Municipality	TOTAL AREA	Commercial – Dry Land	Commercial – Irrigation	Subsistence Agriculture	Crop Potential Area (%)
Nkangala District Municipality	Dr JS Moroka	141 647	3 145	7	23 610	18.89%
	Emakhazeni	473 559	51 721	3 189	0	11.60%
	Emalahleni	267 761	77 114	748	0	29.08%
	Thembisile	238 435	24 354	1 259	25	10.75%
	Steve Tshwete	397 645	143 033	1 064	0	36.24%
	Victor Khanye	156 778	90 280	731	0	58.05%
NKANGALA DISTRICT TOTAL		1 675 825	389 646	6 999	23 635	25.08%
Mpumalanga Province		6 530 390	1 088 209	110 734	99 710	19.89%

Health Services

Background and Policy Framework

The Policy on Quality Health Care in South Africa (2007) released by the National Department of Health says achieving the goal of a quality health care system requires a national commitment to measure, improve and maintain high-quality health care for all its citizens. The policy further says that this involves measuring the gap between standards and actual practice, and working out ways to close the gap.

National aims for health care improvement

- Addressing access to health care
- Increasing patients' participation and the dignity afforded to them
- Reducing underlying causes of illness, injury, and disability through preventive and health promotion activities
- Expanding research on evidence of effectiveness;
- Ensuring the appropriate use of health care services; and
- Reducing health care errors (adverse events)

Challenges

- Only one district hospital responsible for 246 016 population

- Distance from villages in Mdutjana eastern of the municipality to hospital in Mathanjana western side of the municipality
- Some of community health centers (clinics) not operating 24hrs
- Shortages of nurses in other clinics
- Shortage of medication in other clinics

Health Services Provided

- Child care
- STI's, HIV and Aids testing
- Counselling
- TB screening and treatment
- Infant PCR testing
- Refferals for treatment
- Medical male circumssition
- Condoms distribution
- Compresive sexuality education
- Reduce mortality and morality by providing treatment
- Multi Drug Resistant TB treatment

Objectives	Strategies
<ul style="list-style-type: none"> • To ensure the provision of health services and accessibility to all community of Dr JS Moroka • To ensure provision of human resource to enable health services to operate at optimum level • Ensure that clinics operates 24hrs in order to assist community with medical care 	<ul style="list-style-type: none"> • Ensure the availability of medication and resources at all clinics • Ensuring that all communities have access to health facilities in accordance with applicable norms and standards

Disaster and Emergecy Services

Powers and Functions

Constitution Competency Schedule 4B	Definition	The division of powers and functions in terms of section 84(1) and 85 of the Municipal Structures Act, 117 of 1998		
		Nkangala District Municipality	Dr JS Moroka Municipality	Allocated, adjusted or 84 (2)

Fire fighting services	Establishment, operation, control and regulation of fire fighting services Includes safety regulations, safety of premises and dangerous substances Exclude disaster management	Full power in area of jurisdiction	No power	
Cleansing	Provision of service to clean and maintain public streets and public places and regulation and control thereof	No Power	Full power in area of jurisdiction	
Municipal health services	Establishment, regulation, operation, management and control of municipal health services Includes environmental health care, preventative and promotive health care and may include curative primary health care	Municipal health services	No power	84 (1)

Disaster Management

The District Municipality has in accordance with powers and functions allocated ensured that the Fire and Emergency Centre which is housed in ward 19 (Madubaduba) is fully operational and has the capacity to respond and is able to deal or mitigate any disaster or emergency that might arise.

Human Resource and Institutional Development

Council Composition

The Municipal Council of Dr JS Moroka Local Municipality is constituted by 62 Councilors from various political organizations with the majority made of African National Congress councilors.

- African National Congress - 42
- Economic Freedom Fighters – 10
- Democratic Alliance – 4
- Independent – 2
- African Peoples Convention – 1
- FSD – 1
- AIC - 1
- Pan African Congress - 1

There have been changes on the political leadership of the Municipality with ward seven (7) and ward thirty-one (31) under independent. Below are the leaders elected to serve in the capacity of the Mayor, Speaker and Single Whip since the current Council was inaugurated?



Executive Mayor: Cllr WT Madileng

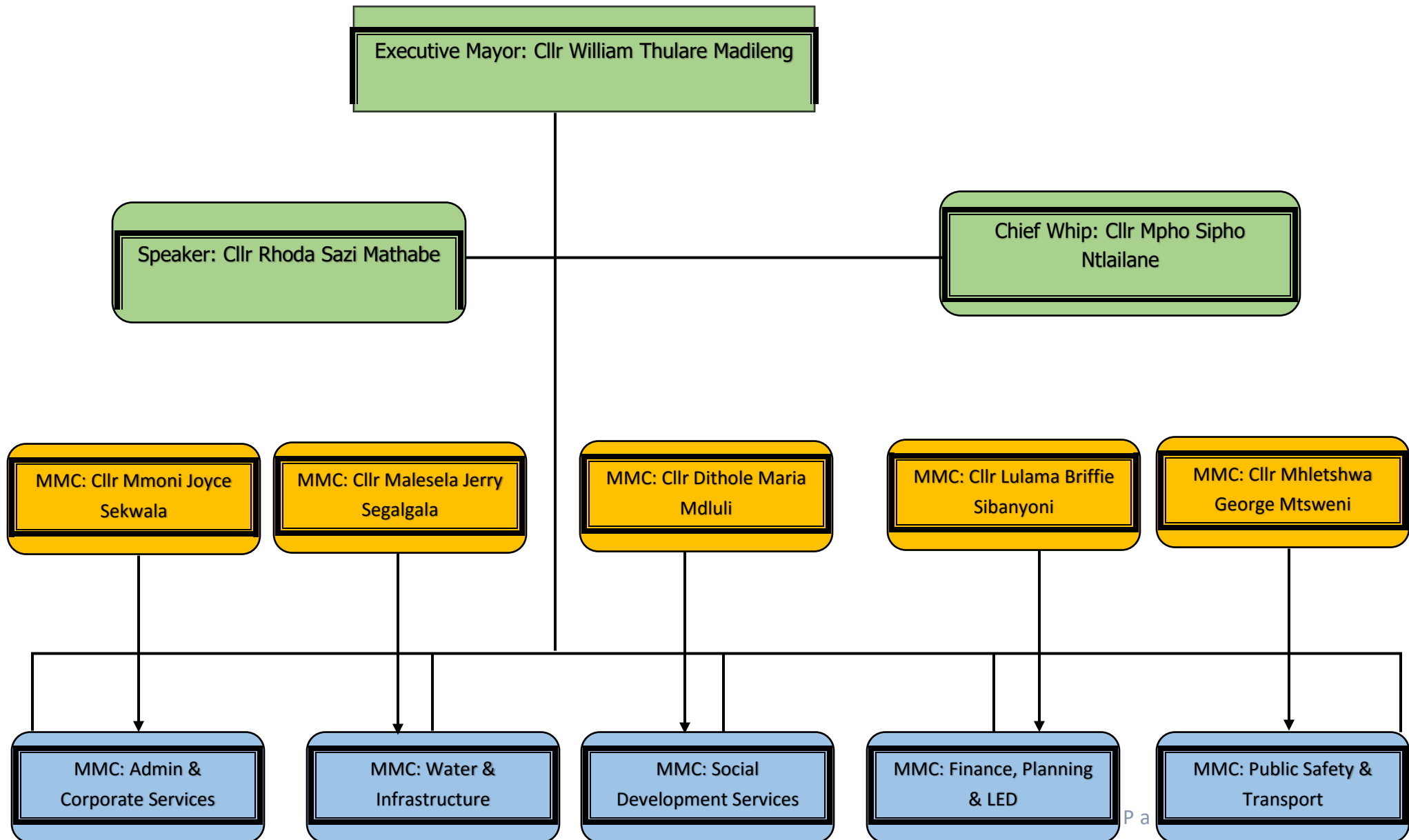


Speaker: Cllr RS Mathabe



Chief Whip: Cllr MS Ntlailane





Council Committees and Members

Committee Name	Portfolio Head	Members	Gender		Type	
			Male	Female	Ward	PR
Finance & LED	Clr Maja S.R	Clr Phaahla S.M		✓	✓	
		Clr Nkoane M.R		✓		✓
		Clr Mahlangu D.P		✓		✓
		Clr Banda M.D		✓		✓
		Clr Malatjie R.J	✓			✓
		Clr Maoka R.N	✓			✓
Social Development Services	Clr Mashishi M.W	Clr Shabangu M.M	✓		✓	
		Clr Mkokeni J.T		✓	✓	
		Clr Mkhondo M.S	✓		✓	
		Clr Matji J.S	✓		✓	
		Clr Moimane A.T	✓		✓	
		Clr Mahlangu K	✓			✓
Water & Infrastructure	Clr Aphane S.P	Clr Mojela B.N	✓		✓	
		Clr Makgaola C.M		✓	✓	
		Clr Nyatlo T.M	✓		✓	
		Clr Madonsela T.L	✓			✓
		Clr Mashogoane D.K		✓		✓
		Clr Baloyi L.W (Resigned)		✓		✓
Local Geographical name Change	Clr Lekalakala T.I	Clr Mthiwethafa N.C		✓	✓	
		Clr Mthimunya W.E		✓	✓	
		Clr Skhosana J.C	✓		✓	
		Clr Mahlangu J.S	✓			✓
		Clr Mokoala V.D	✓			✓
		Clr Moselane M.M		✓		✓
		Clr Mtsweni D.N		✓		✓

FINAL IDP REVIEW 2019/2020 FY

Committee Name	Portfolio Head	Members	Gender		Type	
			Male	Female	Ward	PR
Public Safety, Road & Transport	ClIr Komape A.N	ClIr Skosana C.B		✓	✓	
		ClIr Leballo J.M	✓		✓	
		ClIr Legong T.B	✓		✓	
		ClIr Ratladi S.J	✓		✓	
		ClIr Ntuli K.B		✓		✓
		ClIr Makola K.D	✓			✓
Municipal Public Accounts Committee	ClIr Sekanka M.E	ClIr Ratsoma P.G	✓		✓	
		ClIr Masango A	✓		✓	
		ClIr Mputhi J.M	✓		✓	
		ClIr Masilela M.L	✓		✓	
		ClIr Ngoatle M.M		✓		✓
		ClIr Rankapole M.M	✓			✓
		ClIr Magakela B.M		✓		✓
Rules & Ethics Committee	ClIr Nkgodi J.S	ClIr Mathabe R.S		✓		✓
		ClIr Ntlailane	✓			✓
		ClIr Majombosi T.R		✓		✓
Administration & Corporate Services	ClIr Nkadimeng S.L	ClIr Namane A.M	✓		✓	
		ClIr Lebelo L.K		✓	✓	
		ClIr Ndlovu A.Z	✓		✓	
		ClIr Masombuka N.Z		✓		✓
		ClIr Ngoako M.M	✓			✓
		ClIr Selala H.N (Resigned)	✓			✓
Section 80 Committees						
MMC: Admin & Corporate Services	ClIr MJ Sekwala	-		✓		✓
MMC: Water & Infrastructure	ClIr MJ Segalagala	-	✓		✓	
MMC: Social Development Services	ClIr DM Mdluli	-		✓		✓
MMC: Finance, Planning & LED	ClIr LB Sibanyoni	-		✓		✓
MMC: Public Safety & Transport	ClIr MG Mtsweni	-	✓		✓	



MMC: Social Development Services
Cllr: DM Mdluli



MMC: Finance, Planning & LED
Cllr: LB Sibanyoni



MMC: Admin & Corporate Services
Cllr MJ Sekwala



MMC: Public Safety & Transport
Cllr: MG Mtsweni



MMC; Water & Infrastructure
Cllr: MJ Segalagala

Municipal Administration

Section of the Municipal Systems Act requires a municipality must within its administrative and financial capacity to establish and organize its municipal administration and for that purpose the municipality shall appoint a municipal manager who is expected to establish the municipal administration that is –

- Effective
- Economical, and
- Accountable

Mr Thammy Kubheka was appointed as the Municipal Manager in accordance with the provision of the municipal Systems Act as amended. The Organisational structure has been established and reviewed comprising of Four Directorates additional to the Municipal Manager's post. Mr t Letsoalo (Chief Financial Officer is suspended and **Ms. Thandiwe Lengwate** was seconded by Nkangala District Municipality in acting capacity as Chief Financial Officer.

The employment contracts of other directorates – Community development Services, Technical services and Admin and Corporate Services remained on course. The Municipal Planning Lekgotla is planned for March 2019.

Employee Development

In an effective organization, employee developmental needs are evaluated and addressed. Developing in this instance means increasing the capacity to perform through training, giving assignments that introduce new skills or higher levels of responsibility, improving work processes, or other methods. Providing employees with training and developmental opportunities encourages good performance, strengthens job-related skills and competencies, and helps employees keep up with changes in the workplace.

Carrying out the processes of performance management provides an excellent opportunity to identify developmental needs. During planning and monitoring of work, deficiencies in performance become evident and can be addressed. Areas for improving good performance also stand out, and action can be taken to help successful employees improve on their performance.

The Workplace skills plan for 2018/2019 has been approved and implemented which takes into account the skills development gaps of all employees in the municipality including that of Councillors. Municipal

Bursary Policy has been approved to support employee development in terms of long term training programmes. This is coupled with the approval of the Capacity and Training Policy.

Training undertaken in the current financial year – 2018/2019

Training Programme	Number of Employees Taking Part
CPMD	07
Certificate in Municipal Governance	11
Public Management Certificate	27
Fleet Management Programme2	02
Municipal Financial Management Programme	12
Traffic and Metropolitan Police 1	01
Municipal Leadership Development	01
Municipal Financial Management for Non-Financial Managers	02

Supply Chain Management

The Municipal Finance Management Act requires the Accounting Officer of a Municipality to establish a separate Supply Chain Management unit. Municipal Supply Chain Management entails three interwoven critical processes. That is –

- Demand Management
- Acquisition management and
- Logistics Management

The Municipal Council has approved the Municipal Supply Chain Policy which gives guidance and regulates how supply chain processes are to be handled in the municipality. All three Bid Committees have established as required by the MFMA and applicable regulations. The Assets Management Register has been established and maintained. Staffing in the Supply Chain Unit is adequate; measures though are being implemented to address gaps in supply chain policy.

Customer Management

The Customer Management is a critical element in measuring responsiveness to internal and external customers, stakeholders, and the public. The activities and qualities of this element include:

- Responsiveness to customer objectives and needs to the extent permitted by law and regulation;
- Being accessible and timely in dealing with customers;
- Handling customer requests promptly and effectively;
- Communicating with customers to identify needs and expectations; and
- Demonstrating customer focus as a critical part of the achieving organization's vision.

Fraud Prevention and Anti- corruption

The Local Government Anti-corruption strategy published by Department of Cooperative Government and Traditional Affairs provides a very clear framework for Local Government to fight fraud and corruption in municipalities. The strategy lists the following critical in dealing with the problem;

Focus on the Organization

- Effective implementation of the Code of Conduct for employees as prescribed in the Municipal Systems Act and the Municipal Structures Act to which all municipal staff are expected to abide by
- Effective implementation of the Code of Conduct for Councillors as prescribed in the Municipal Systems Act, the Municipal Structures Act, and the Municipal Finance Management Act to which all councillors are expected to abide by
- The systems, policies and procedures applicable to the local sphere of government
- Human Resources Policies and Procedures applicable to the local sphere of government
- Finance Policies and Procedures applicable to the local sphere of government
- Sound internal controls to prevent and detect unethical conduct, fraud and corruption
- Ongoing risk assessment and management, which includes systems relating to unethical conduct, fraud and corruption detection
- Internal and External Audit; and
- Physical and information security management.
- Vetting

Enforcement

- Reporting and monitoring of allegations of unethical conduct, fraud and corruption.

- Whistle-blowing which is intended to provide assurance to employees that Local Government is committed to protecting employees who report unethical conduct, fraud and corruption in good faith, from victimization or other forms of intimidation.
- Feedback to be given to whistle-blowers to provide assurance to whistle-blowers that all allegations of unethical conduct, fraud and corruption will be investigated.

The municipality has neither introduced the Anti-corruption forum nor the Anti-corruption hotline. However, the municipality has taken note of importance in establishing both the anti-corruption forum and the hotline, and the processes are in-place to that effect.

The Municipal Public Accounts Committee has since established strengthened the municipal resolve to fight fraud and corruption in any form.

The municipality has in the past lost valuable information through the torching of municipal server in the finance department where some records and files could not be traced, which constitute fraud and corruption in itself. However, there have been improvements with sourcing of external service provider in the ICT unit to provide ICT support. Vetting of employees and declarations of interests must be maintained at all material times and administered by the Accounting Officer as a measure to promote ethical conduct and practice in the municipality.

Risk Management

A risk is any factor that may potentially interfere with successful completion of the project. Risk management recognizes that a problem might occur. When a problem develops, the risk of it happening is 100%. By recognizing potential problems, the municipality can attempt to avoid a problem through proper actions.

Risk management involves the following stages –

- Risk identification
- Risk analysis, quantification and prioritization
- Risk mitigation planning
- Risk response

The Municipality has undertaken a Risk Review in 2018/19 with focus on operational risk and identification of the new risk. The whole exercise was intended to determine risk environment in the municipality in order

to develop the Risk Plan of the municipality that includes contingency measures in terms of different risks identified. All Municipal Directorates are expected to review their risks profiles aimed at ensuring that risks that might undermine services provision. By July 2019 the process has to be implemented.

Communications Strategy

In terms of the Local Government: Municipal Systems Act, No. 32 of 2003, Chapter 4 Sections 18-21, the Municipality is required to keep in contact with its stakeholders, by communicating information to the local community, through different channels.

The strategy will provide a framework to ensure that the Municipality manages communication in a planned and coordinated way and maintains the commitment to effective and timely communication.

In order to be responsive to the community needs, establish a clear relationships, facilitate cooperation and communication with its communities, the Municipality should develop a communication strategy. The strategy is currently due for review, its implementation will enable the municipality to deliver the information through an effective and efficient communication.

The following platforms are currently used to communicate with the stakeholders

(both internal and external):

Website

Emails

Noticeboards

SMSs

Radio

Newspapers

Social media platforms

Loud-hailling

Brochures, pamphlets & posters

Promotional material

Outreaches and/or community meetings

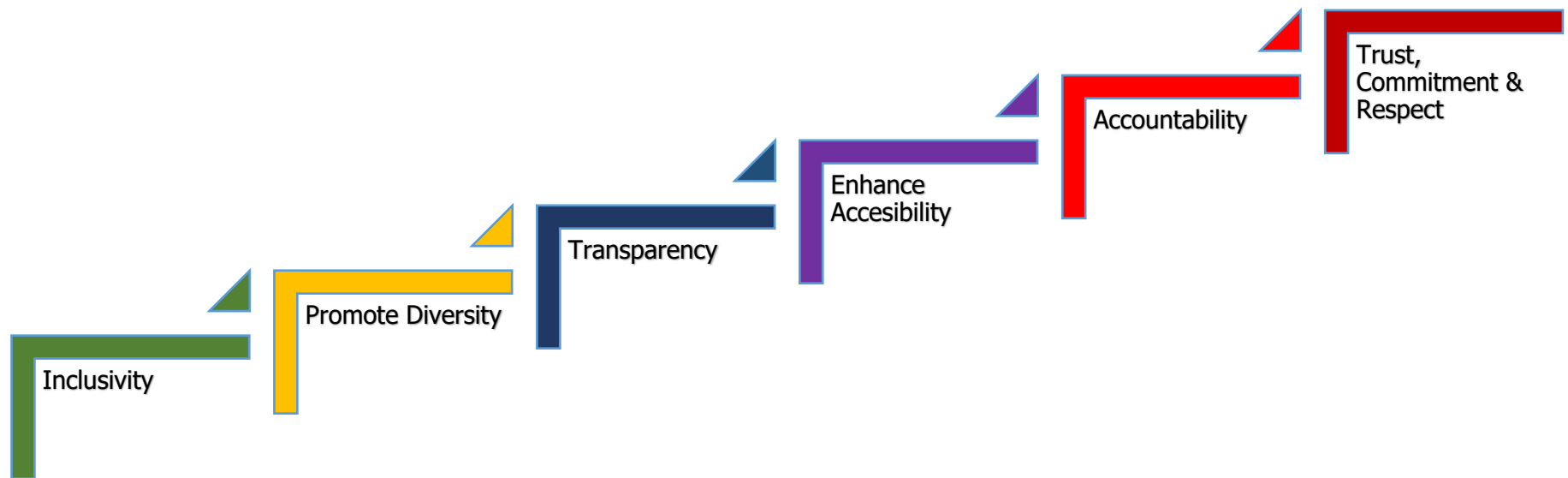
The Promotion of Access to Information Act of 2000 which aims to foster a culture of transparency and accountability and to promote effective access to information is a critical component of municipal communication.

The municipality has for a number of years failed to review and adopt Municipal Communication Strategy which will serve to embrace the above requirement in championing both internal and external communication. Although internal the municipality does have communication unit with functional website and all communication techniques are explored greatly.

Public Participation Strategy

Public participation is a key characteristic of a developmental local government, communities and community organizations are required by the Constitution to be involved on matters of local government. Section 4 (c) (e) of the Municipal Systems Act stipulates that a municipal council has a duty to encourage the involvement of the local community and to consult with the community about the municipal services provided by the municipality. Ward Committees have been established in all 31 wards and trained to understand and function effectively and within their delegated mandate.

The Public Participation Strategy is in a draft stage and the process will be finalized by June 2019 to effect implementation by July 2019. Public Participation Strategy once finalized will embody the principles as indicated below –



Institutional Development and Transformation

The human resources function of the municipality involves the following key processes.

- Human resources provision – human resource planning, recruitment, induction
- Human resources maintenance - conditions of service, records management, maintaining discipline
- Human resources development – involves training and development

The municipality has developed and implemented systems that assist in the provision human resource function. Policies have been developed and some reviewed to give effect to the human resource function, human resource development and human capacity allocated for effective functioning. However there are number of areas that require more emphasis and planning. This include the following;

- Effective succession planning
- Electronic Records Management System
- Equity Planning – clear achievable targets
- Review of Job descriptions
- Policy implementation and review
- Cascading individual performance to all management levels
- Redesigning the corporate culture of the municipality

Human Resource Development Strategy

The human resource function positions itself as a strategic partner to the organization that continuously strives to promote municipal strategic objectives (IDP) through alignment of human resources planning processes, procedures, programmes and providing sound advice on related matters.

Furthermore, to ensure the municipality is well capacitated through the recruitment of suitably qualified persons, filling of critical vacancies and continuous development and up skilling of the workforce towards service excellence.

HRD Objectives and Goals

HR Strategic Goals	HR Strategic Objective
HR Strategic Alignment	<p>Develop human resources strategy through a comprehensive programme that includes human resources planning, collaboration with line function etc.</p> <p>Annual alignment of the organisational structure to the newly reviewed IDP and SDBIPs</p> <p>Implement a workforce planning processes, techniques and tools to proactively identify the human resources required to meet IDP objectives</p> <p>Revamp the HR service delivery model and business processes for the municipality and introduce the Strategic Partnership Service Model</p>
Effective HR planning	<p>Ensure job descriptions are developed for all positions and are evaluated using recognised job evaluation instruments.</p> <p>develop and reinforce the need for competitive compensation to attract and retain top talent</p> <p>A recruitment plan in place</p> <p>Cost effective management of employee related costs, including council related costs</p> <p>Review and implement EE plan and annual submission of EE reports to the DoL</p>
Organisational capacity building	<p>Annually conduct skills audit to assess training and developmental needs of employees and councilors</p> <p>Annual development of WSP and submissions to the LGSETA</p> <p>Sufficient training funds allocated and training budget secured</p>

	<p>Promote skills development and career opportunities for the young indigents in the locality through the executive mayor's bursary scheme</p> <p>Prioritise women empowerment through special designed programmes targeted only at women in the workplace</p>
Organisational culture and development	<p>Continuously assess employee satisfaction to ensure a productive and effective workforce that translates to high staff morale and provision of satisfactory service delivery</p> <p>Promote an inclusive culture that all employees share in the vision and mission of the organisation to meet the IDP objectives</p>
Performance management and reward	<p>Develop a performance management policy for the municipality</p> <p>Cascading of performance management to all employees of the municipality</p> <p>Linking performance management outcomes to remuneration and reward</p>
Employer and employee sound relations	<p>Continuous employee wellness programmes that promotes the well-being of the workforce to ensure effective service delivery</p> <p>Promote sound and compliant occupational health and safety programmes to ensure employees' and the public safety at all times</p> <p>Promote and encourage labour peace within the work place</p> <p>Establish platforms to educate and up skill employees on labour related matters</p>



Dr JS MLM
**DR JS Moroka
Local Municipality**

DR JS Moroka Local Municipality

Headquarters Office

Physical: 2601/3 Bongimfundo Street, Siyabuswa

Postal: Private Bag X4012, Siyabuswa, 0472

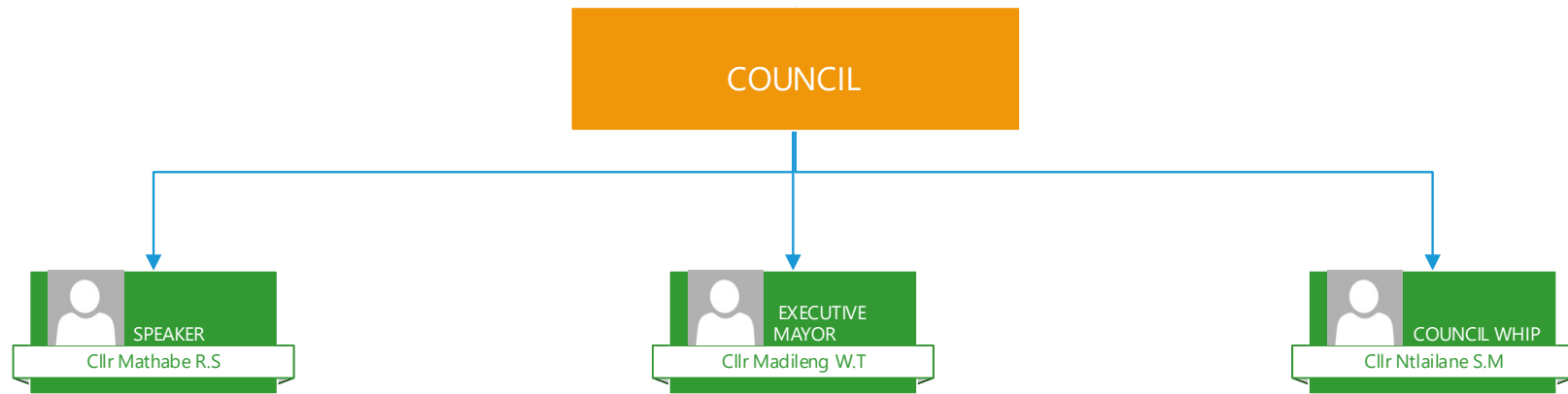
Tel No: (013) 973 1101 /0821/ 2595

Fax No: (013) 973 2463 /0973 /0974 /1270

Water Services

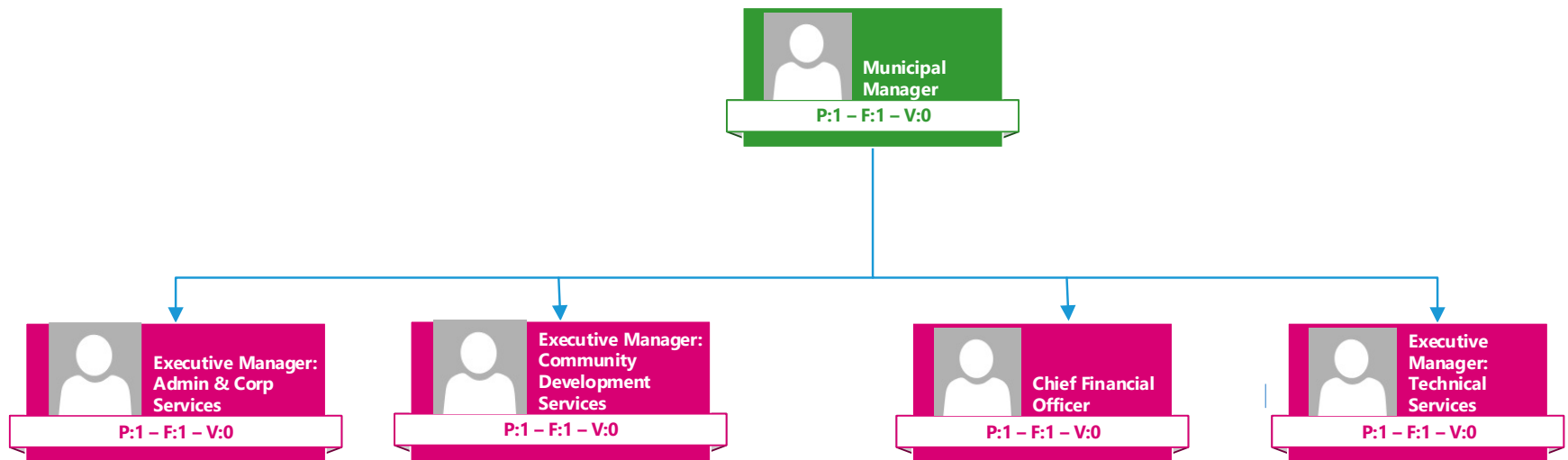
Mbibane Tel: (013) 976 8107 /8108 /8109

Matshiding Tel: (013) 985 8904





Senior Management Structure

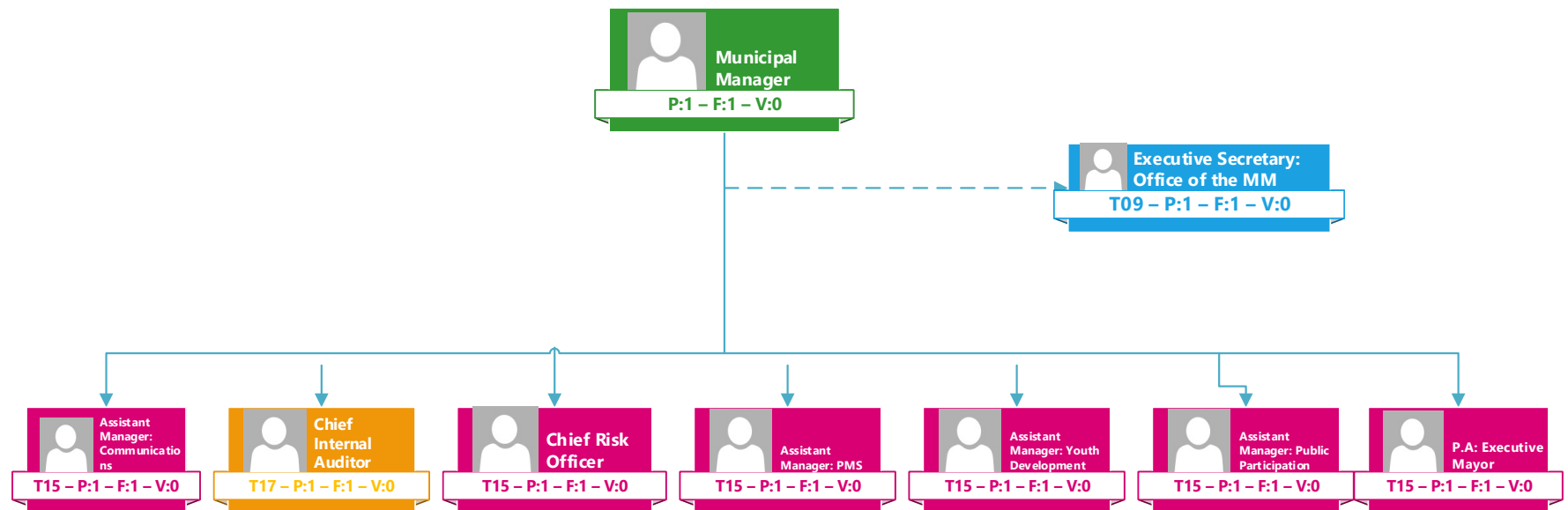


OFFICE OF MUNICIPAL MANAGER



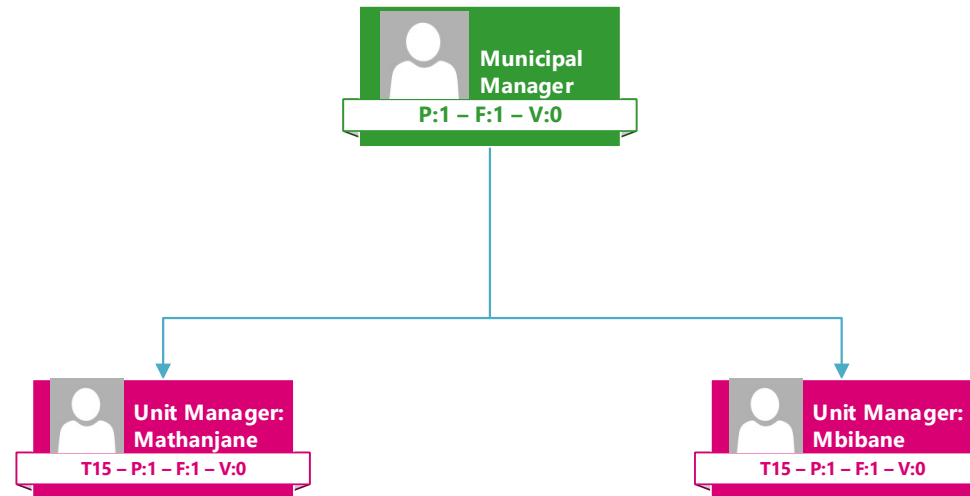
DR JS MLM

Office of Municipal Manager: Top Structure





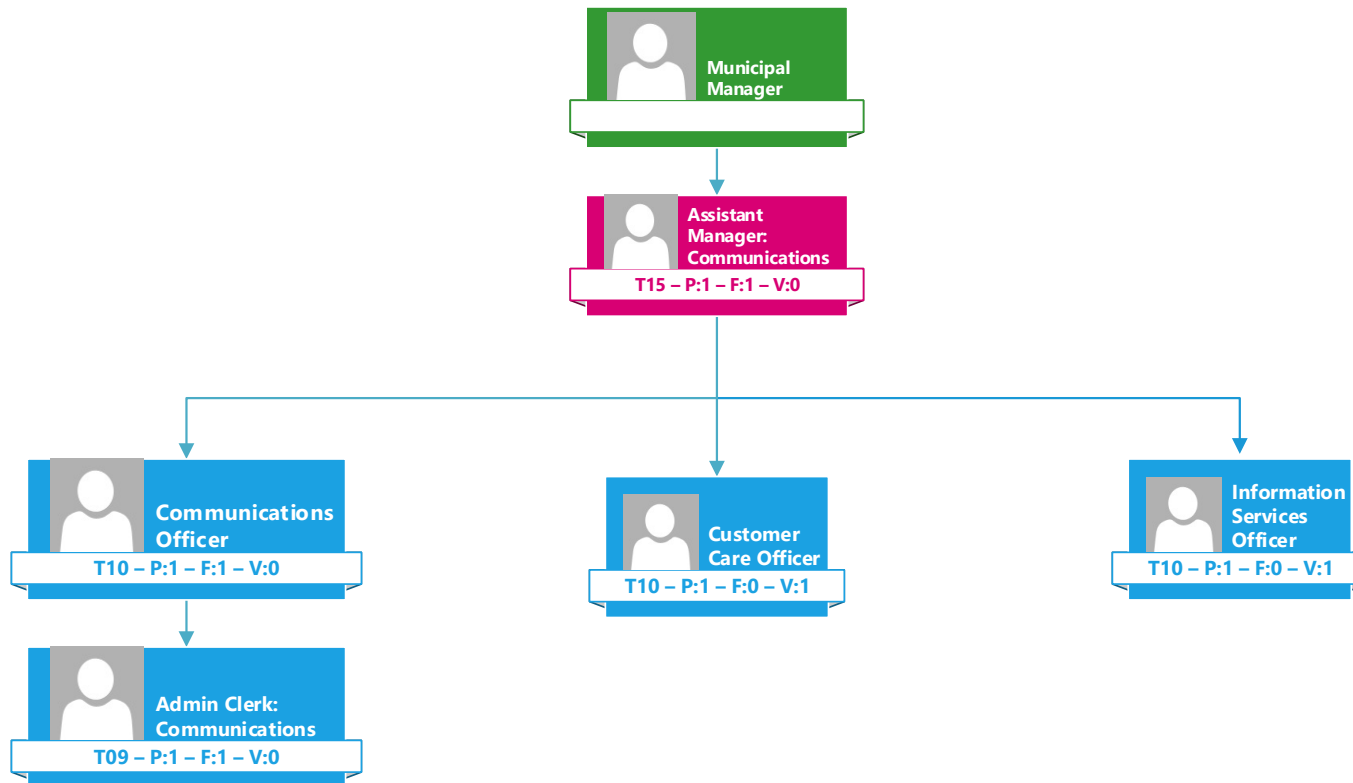
Office of Municipal Manager: Top Structure





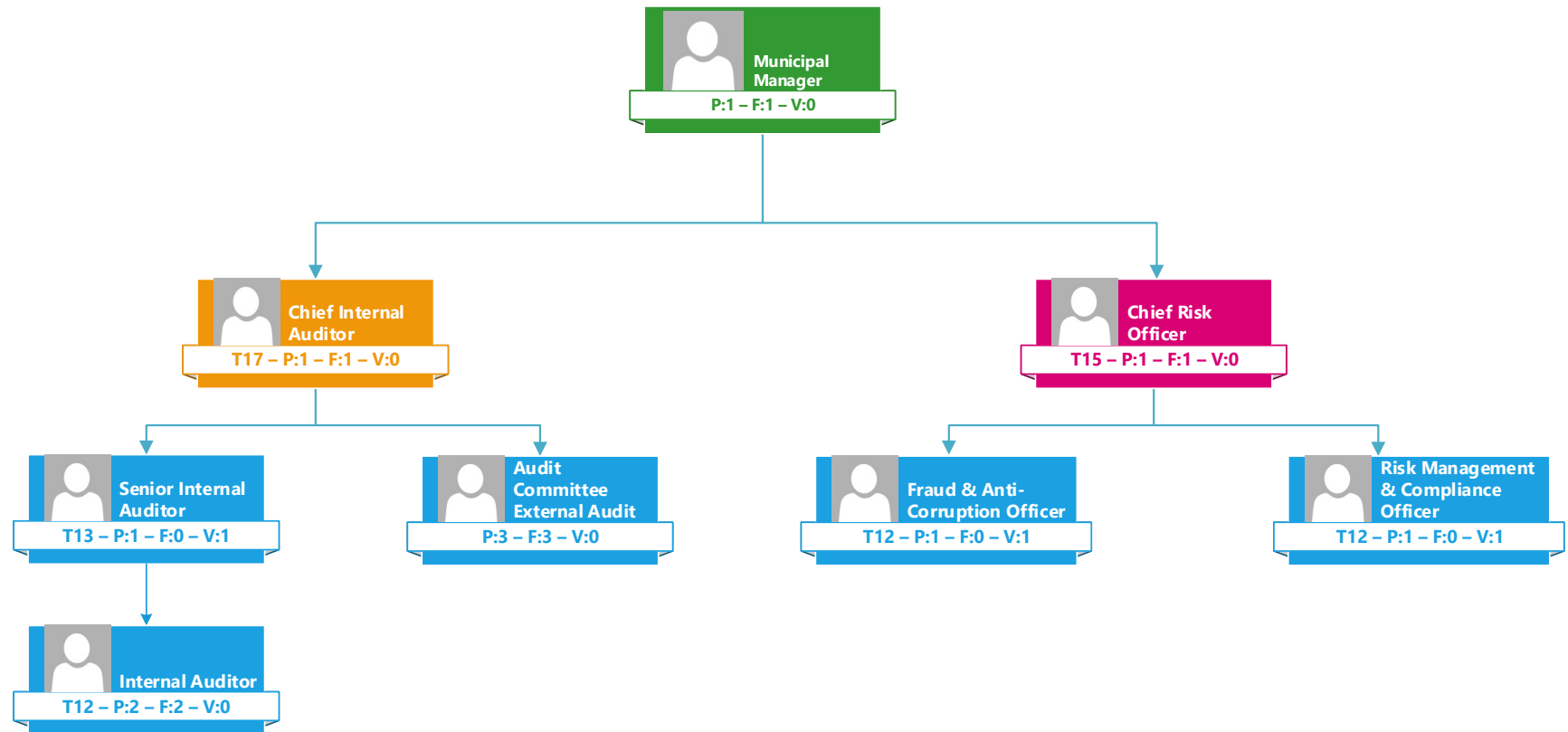
DR JS MLM

Office of Municipal Manager: Operations Section





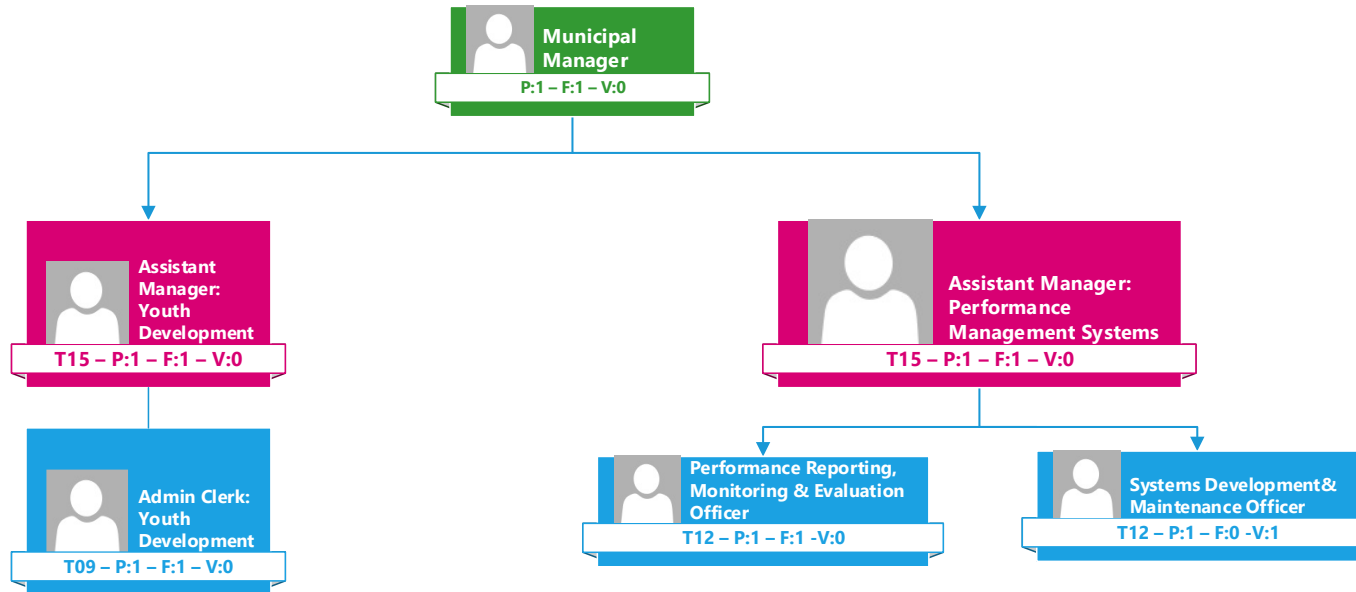
Office of Municipal Manager: Compliance





DR JS MLM

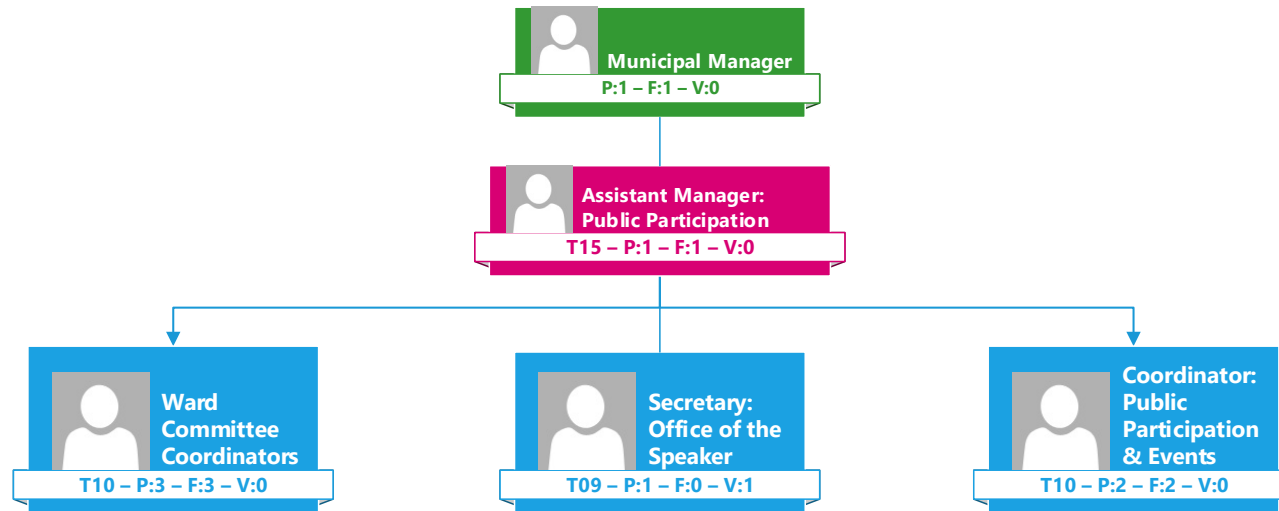
Office of the Municipal Manager: Compliance





DR JS MLM

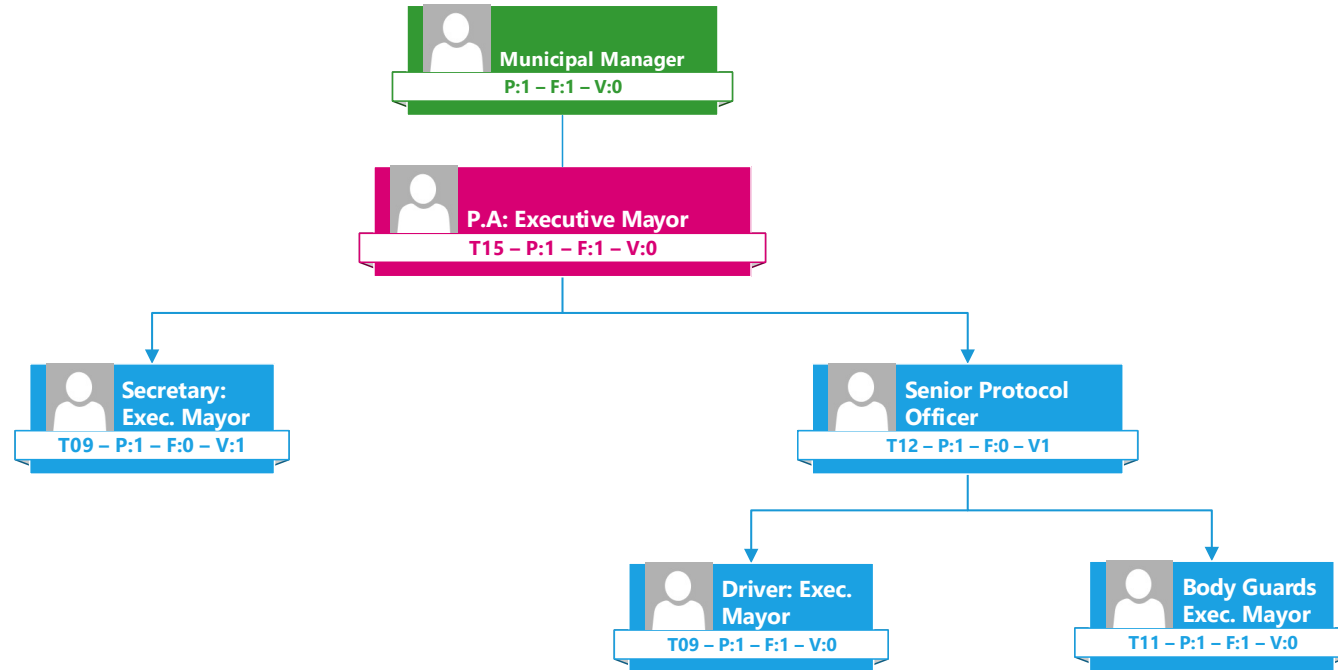
Office of the Municipal Manager: Office of the Speaker





DR JS MLM

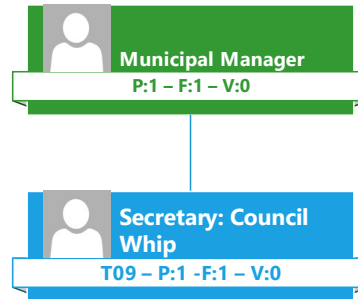
Office of the Municipal Manager: Office of the Executive Mayor





DR JS MLM

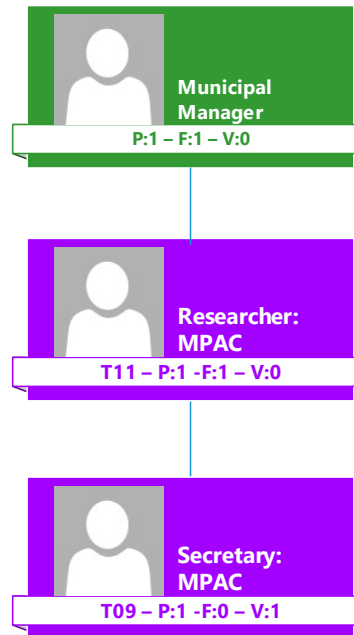
Office of the Municipal Manager: Office of the Council Whip





DR JS MLM

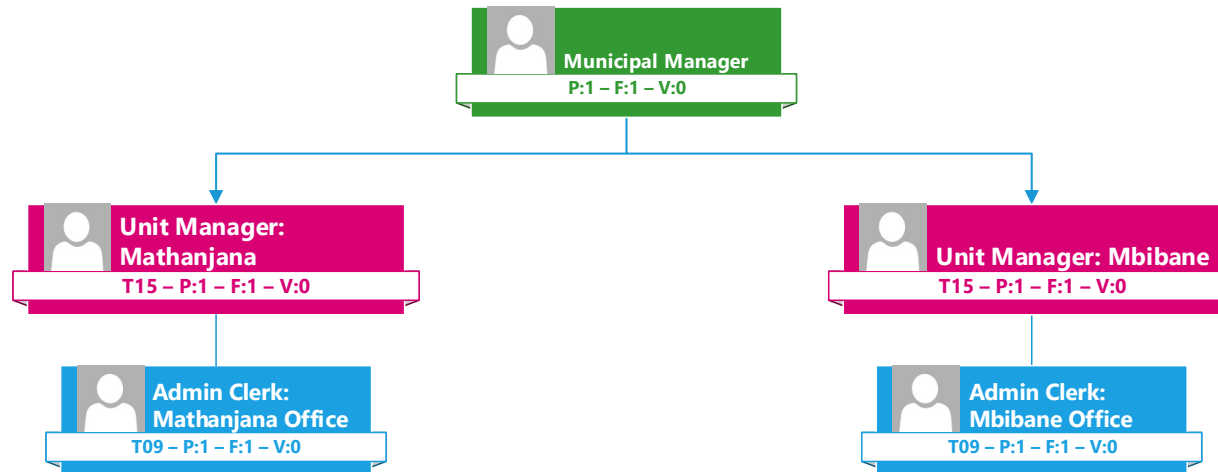
Office of the Municipal Manager: Municipal Public Accounts Committee (MPAC)





DR JS MLM

Office of the Municipal Manager: Satellite Offices

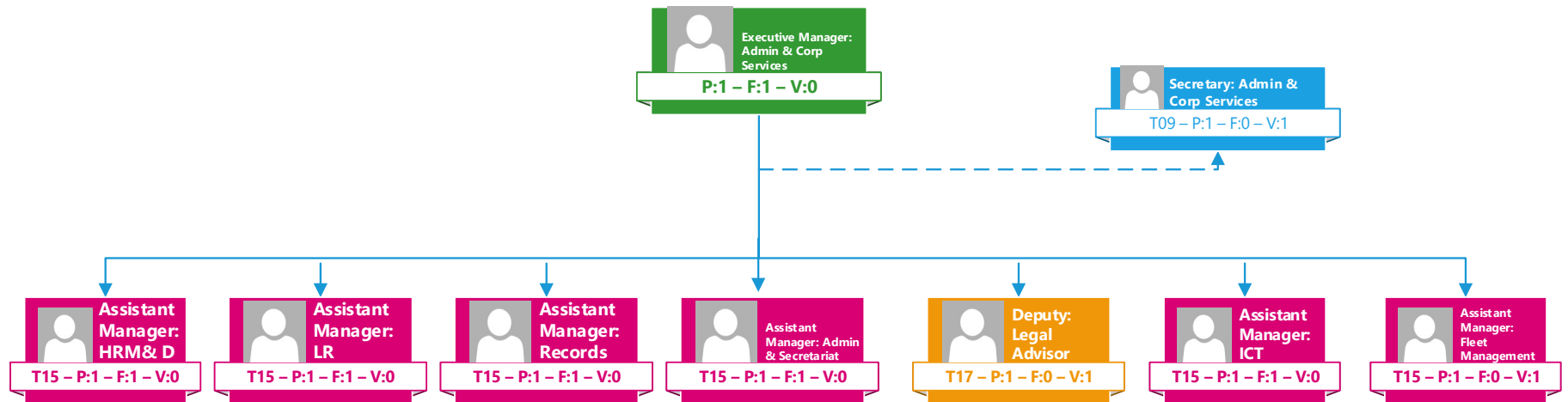


ADMINISTRATION & CORPORATE SERVICES



DR JS MLM

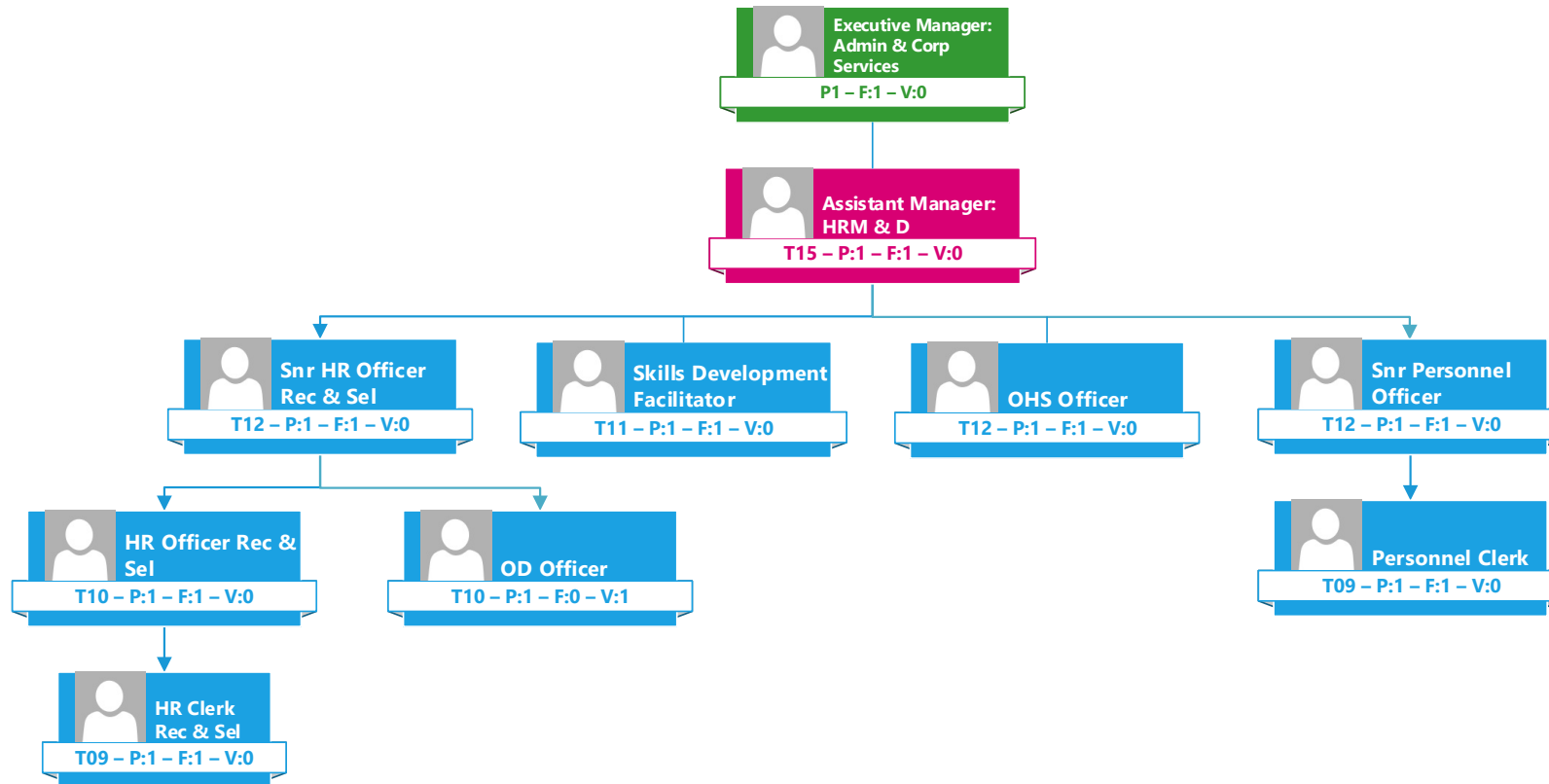
Admin & Corp Services: Top Structure





DR JS MLM

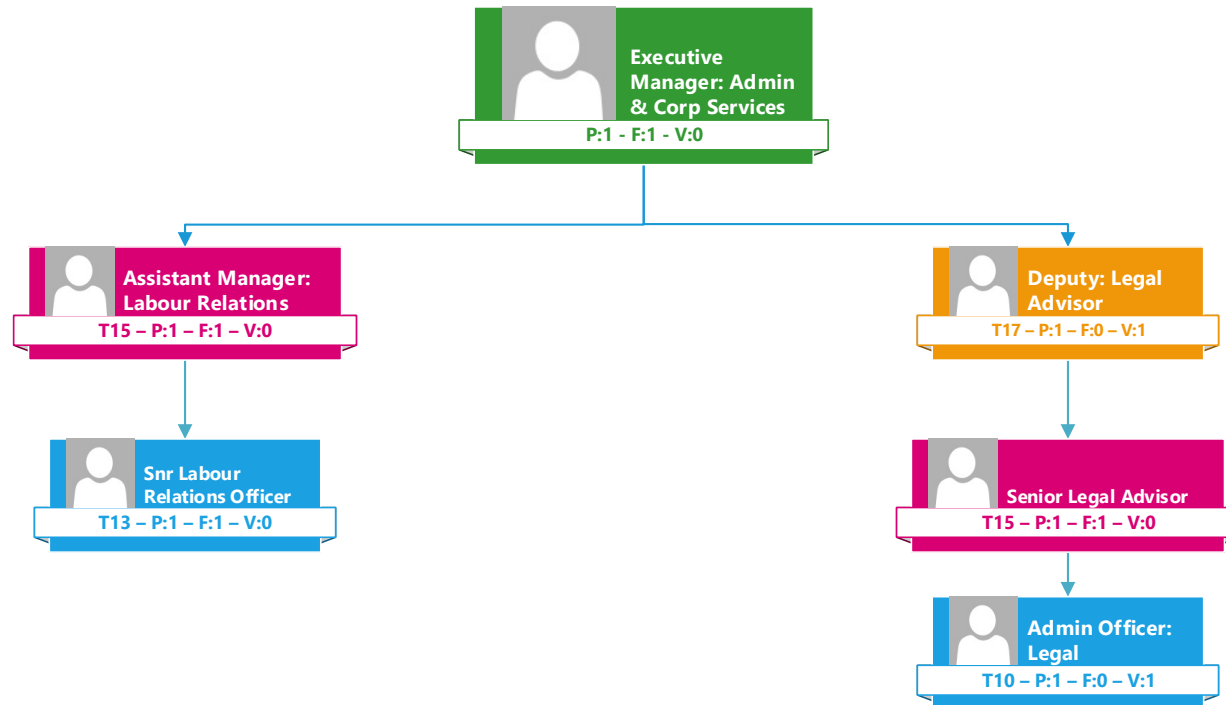
Admin & Corporate Services: Human Resource Management





DR JS MLM

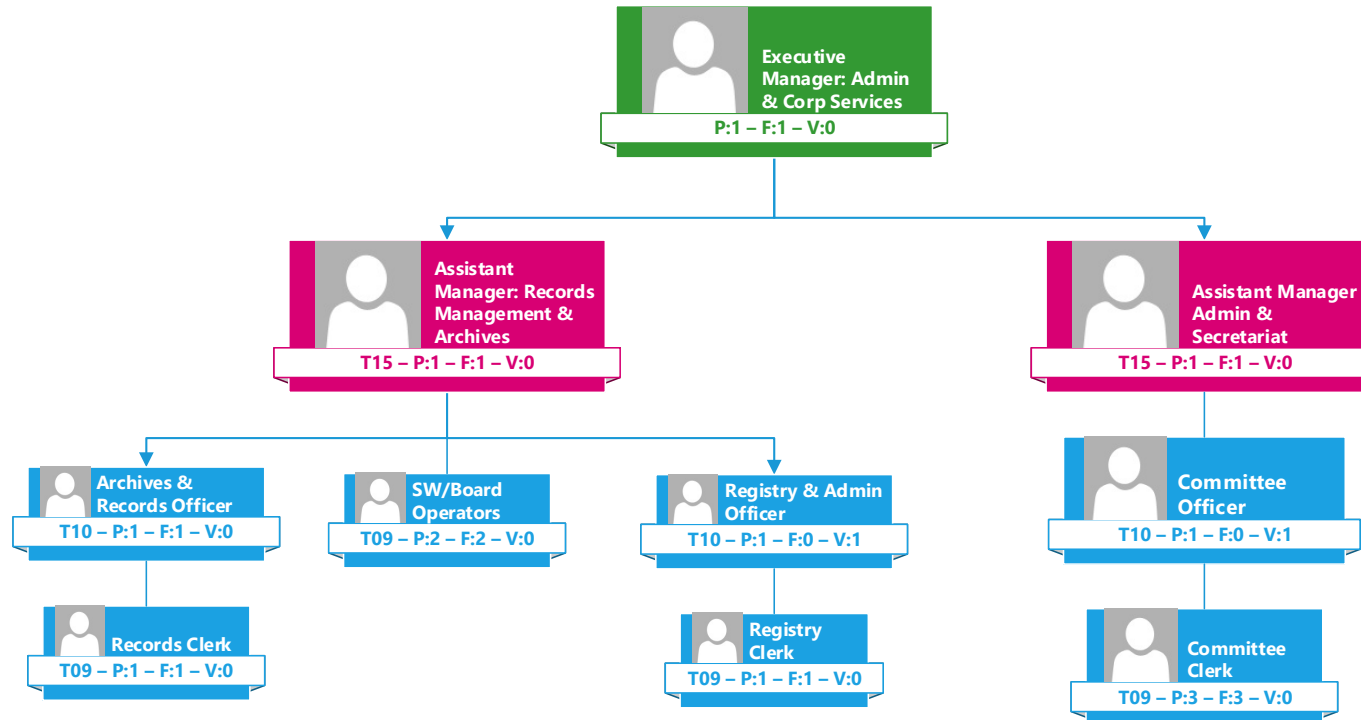
Admin & Corporate Services: Labour Relations & Legal Services





DR JS MLM

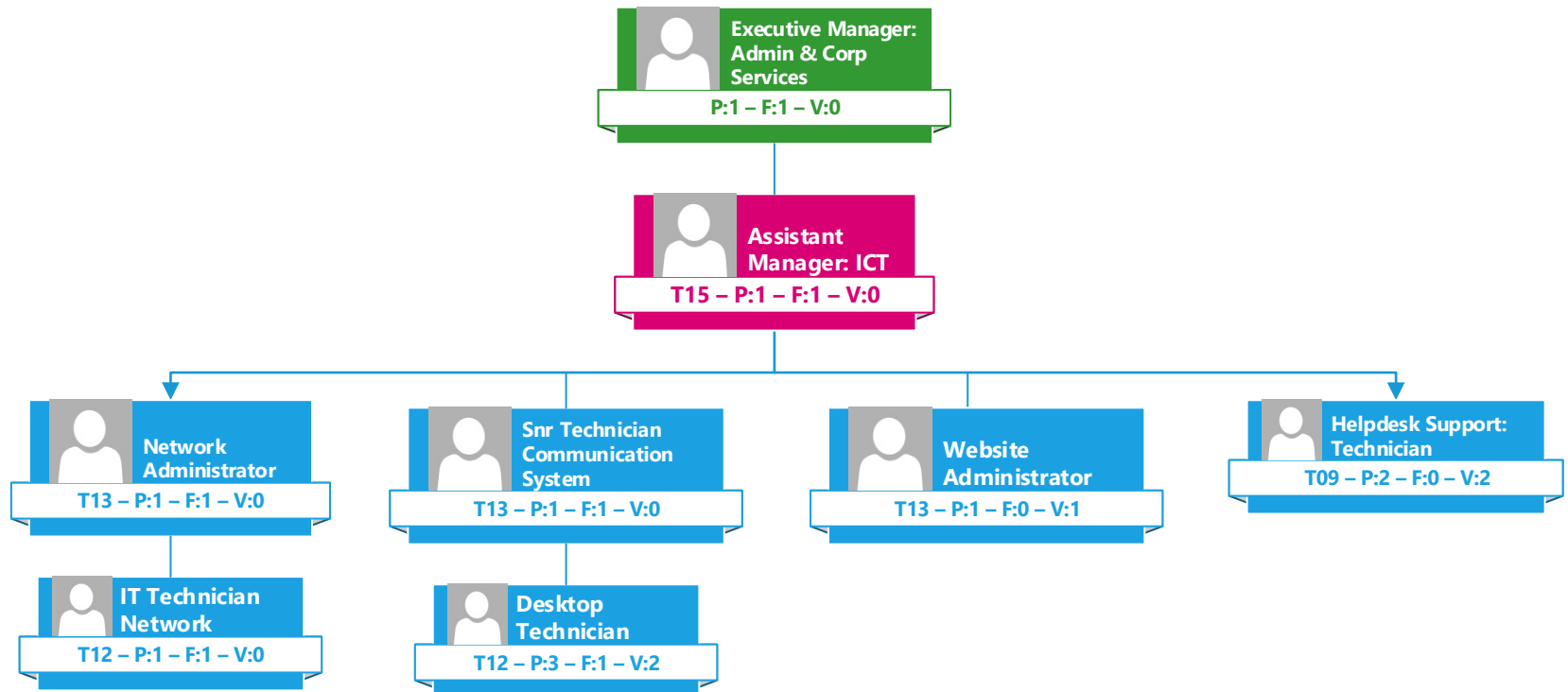
Admin & Corporate Services: Administration & Support





DR JS MLM

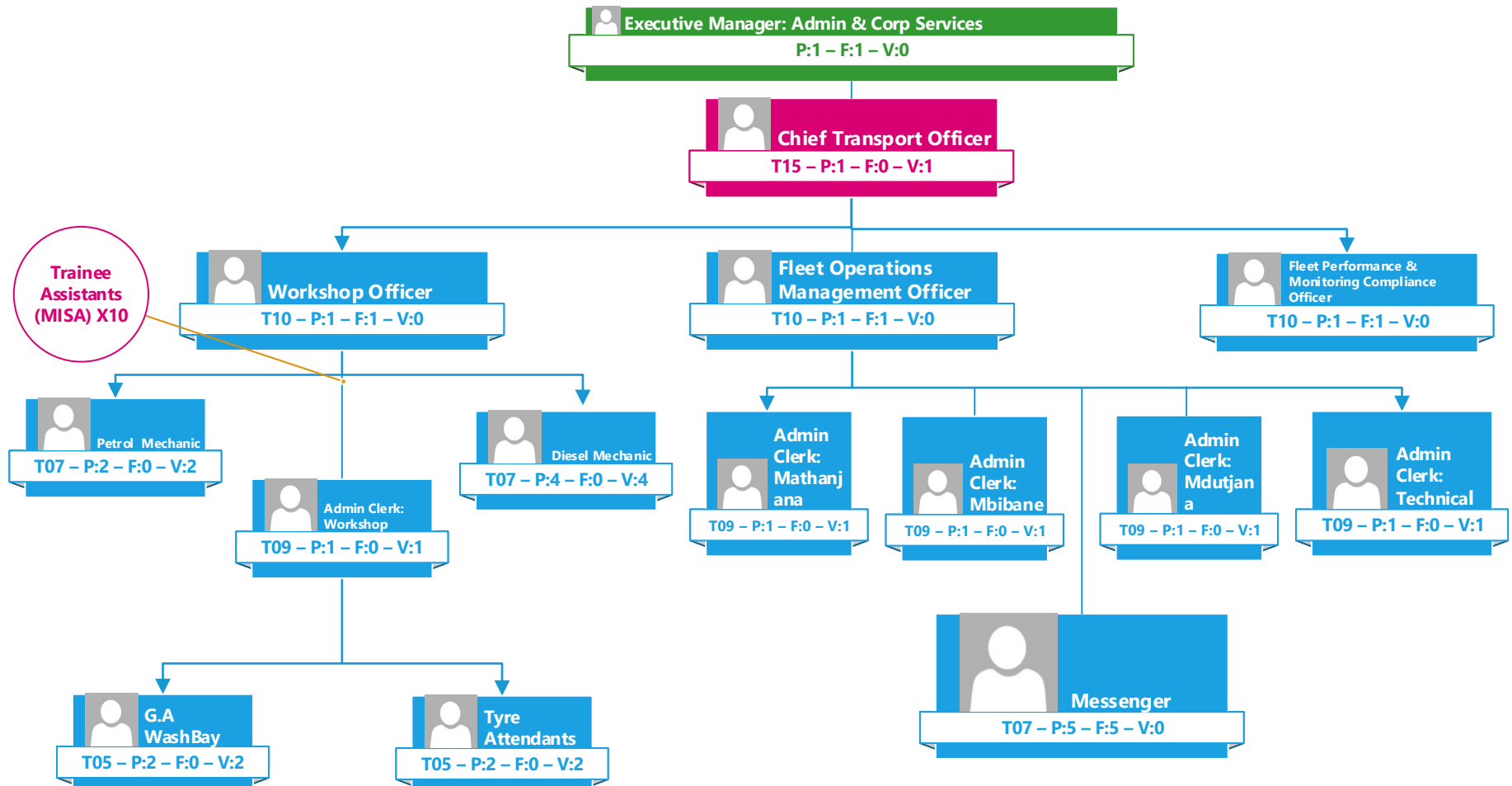
Admin & Corporate Services: ICT





DR JS MLM

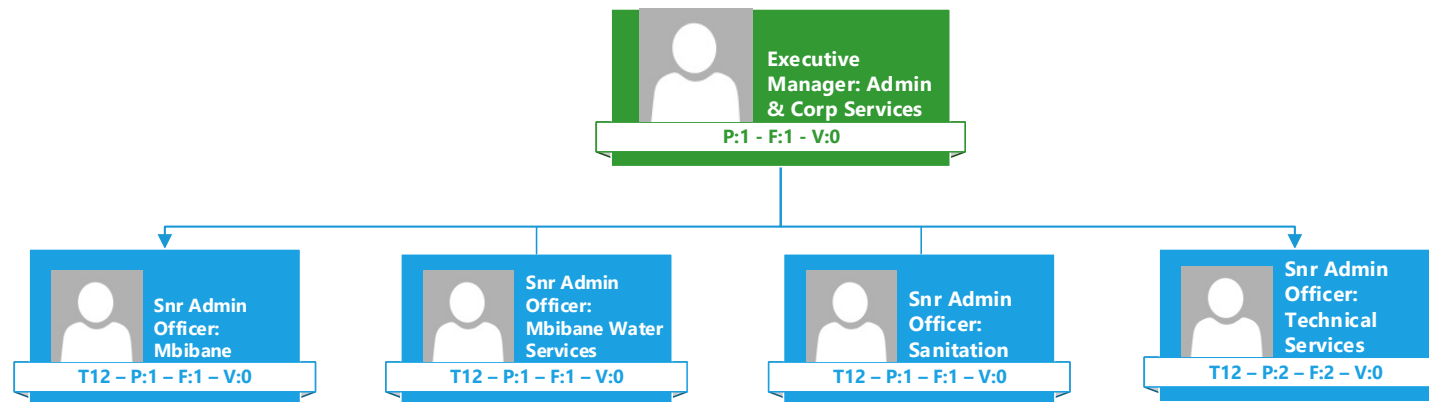
Admin & Corporate Services: Fleet Management





DR JS MLM

Admin & Corporate Services: Supporting Administration Function

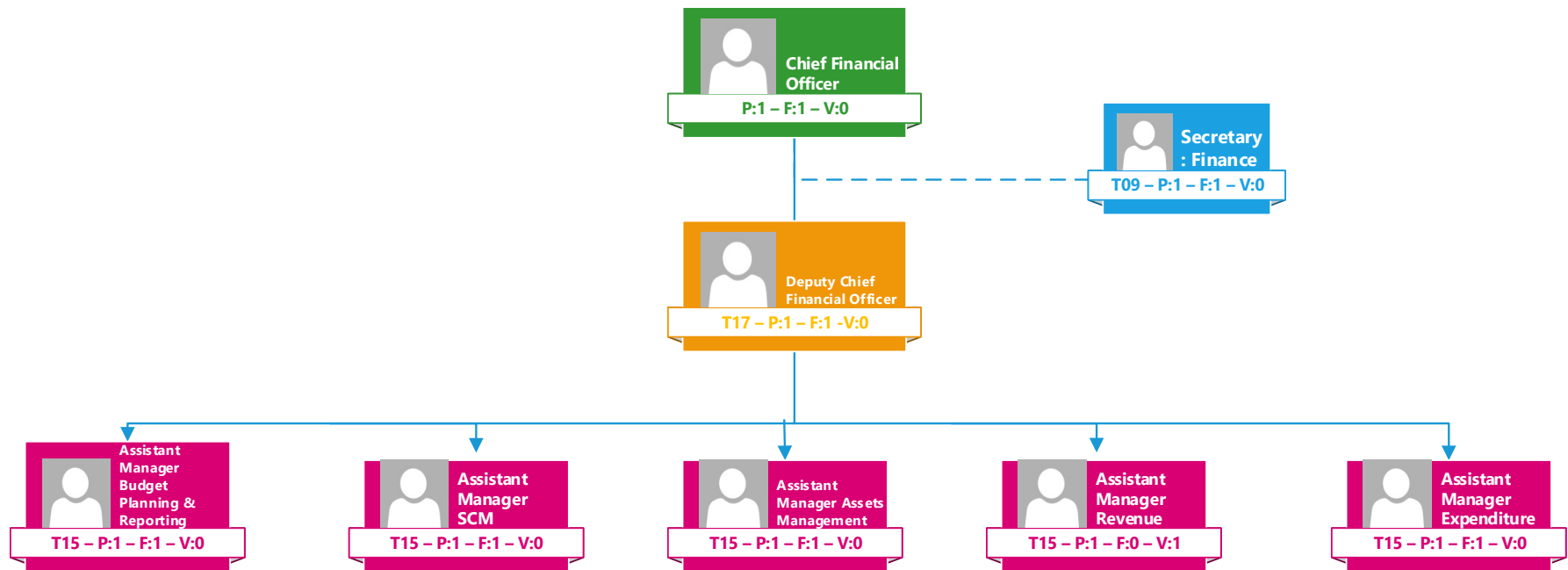


FINANCE



DR JS MLM

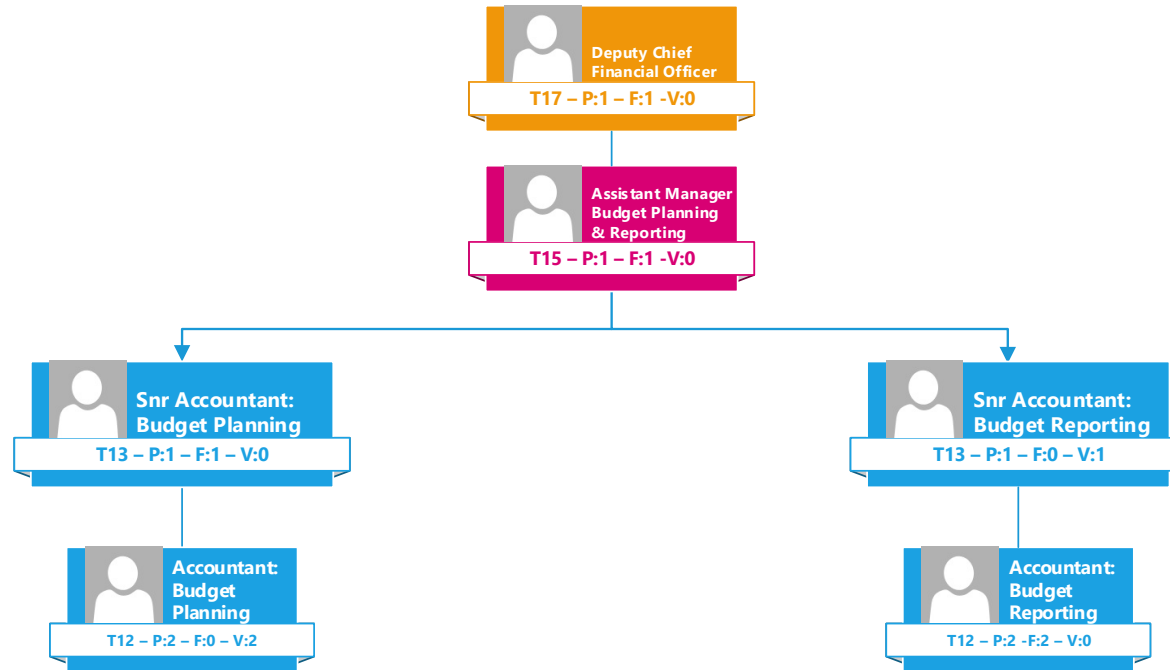
Finance: Top Structure





DR JS MLM

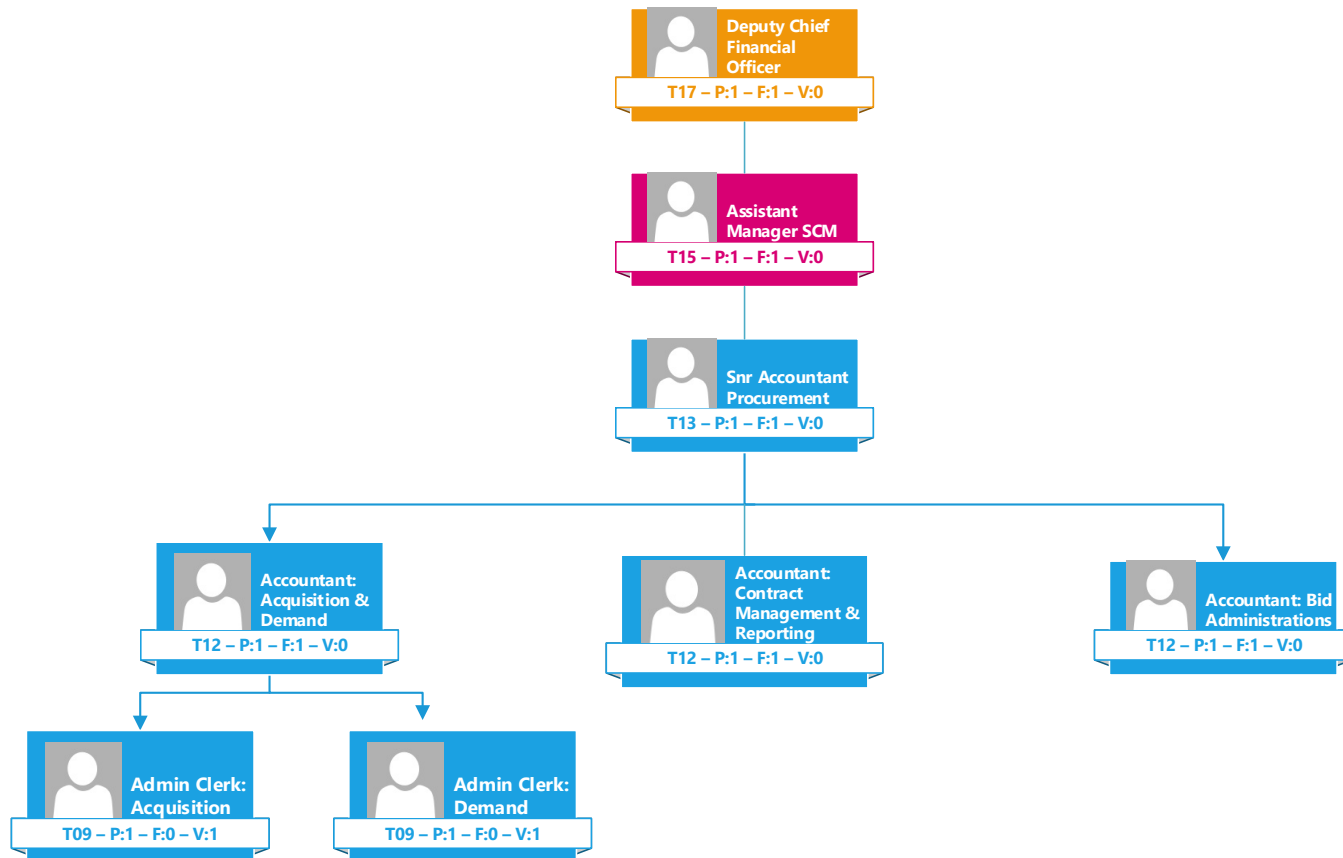
Finance: Compliance: Budget Planning & Reporting





DR JS MLM

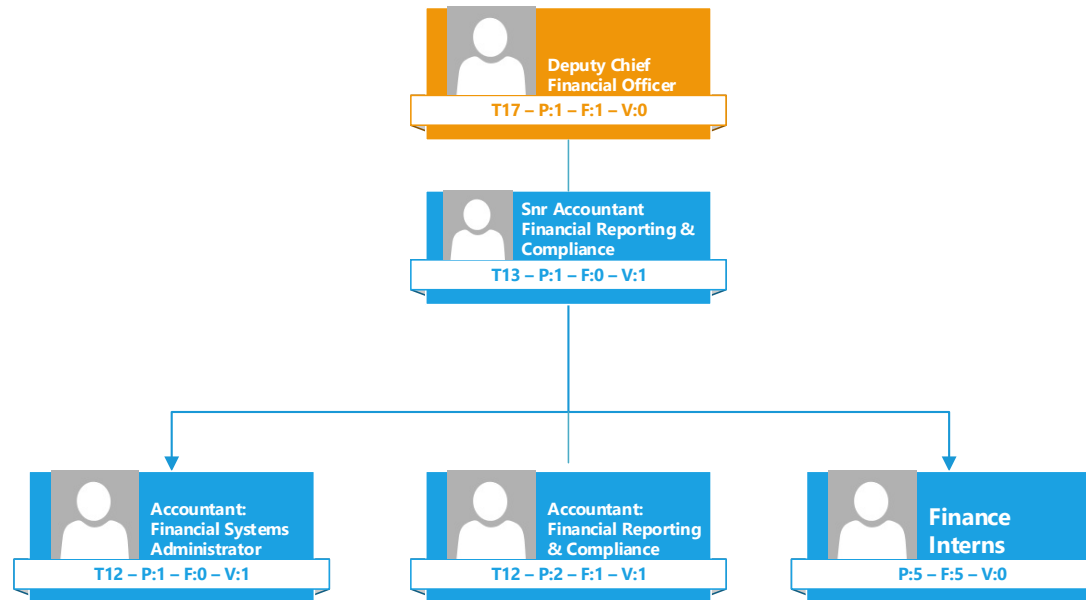
Finance: - Compliance: Supply Chain Management





DR JS MLM

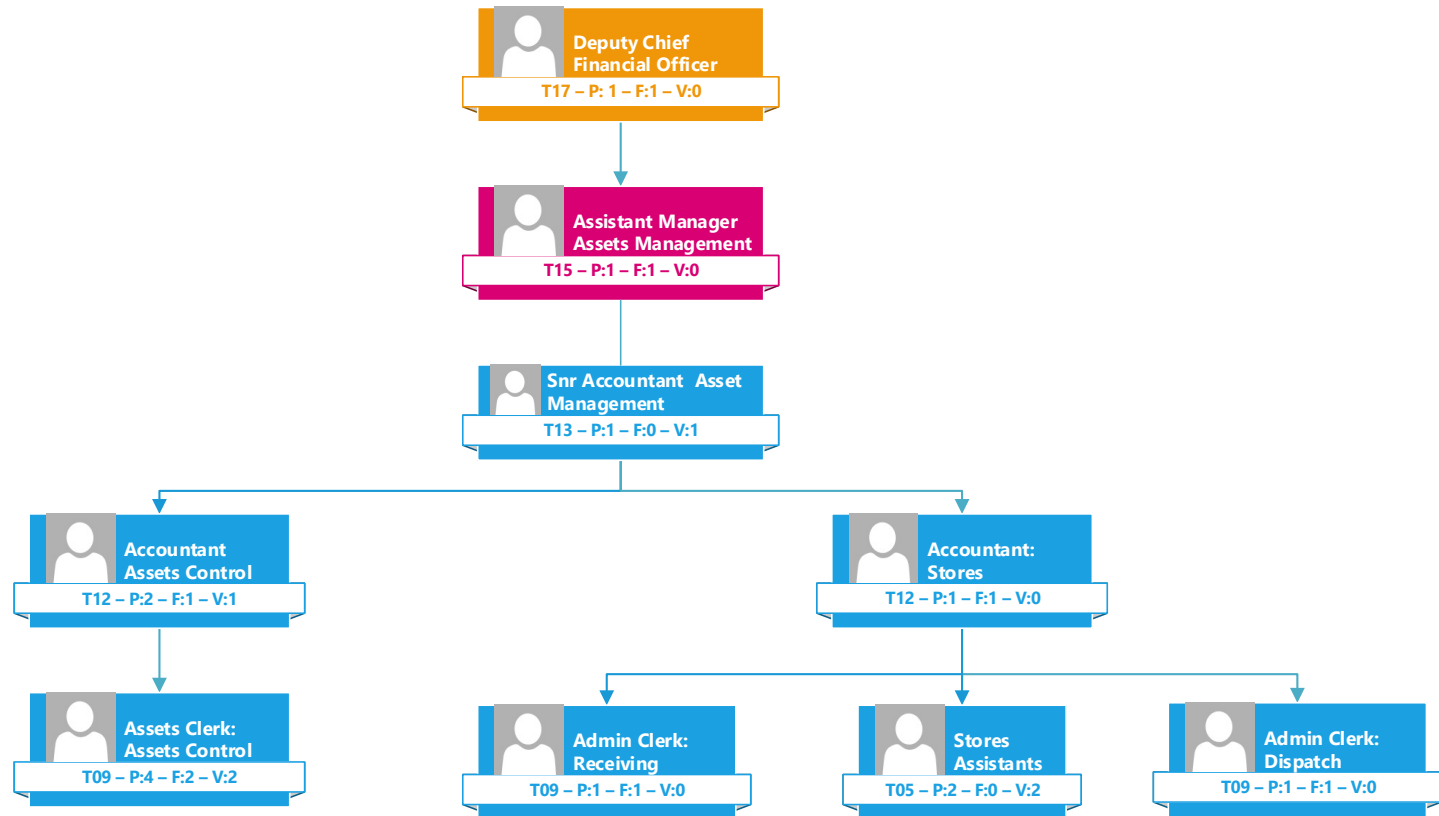
Finance: - Financial Reporting and Compliance





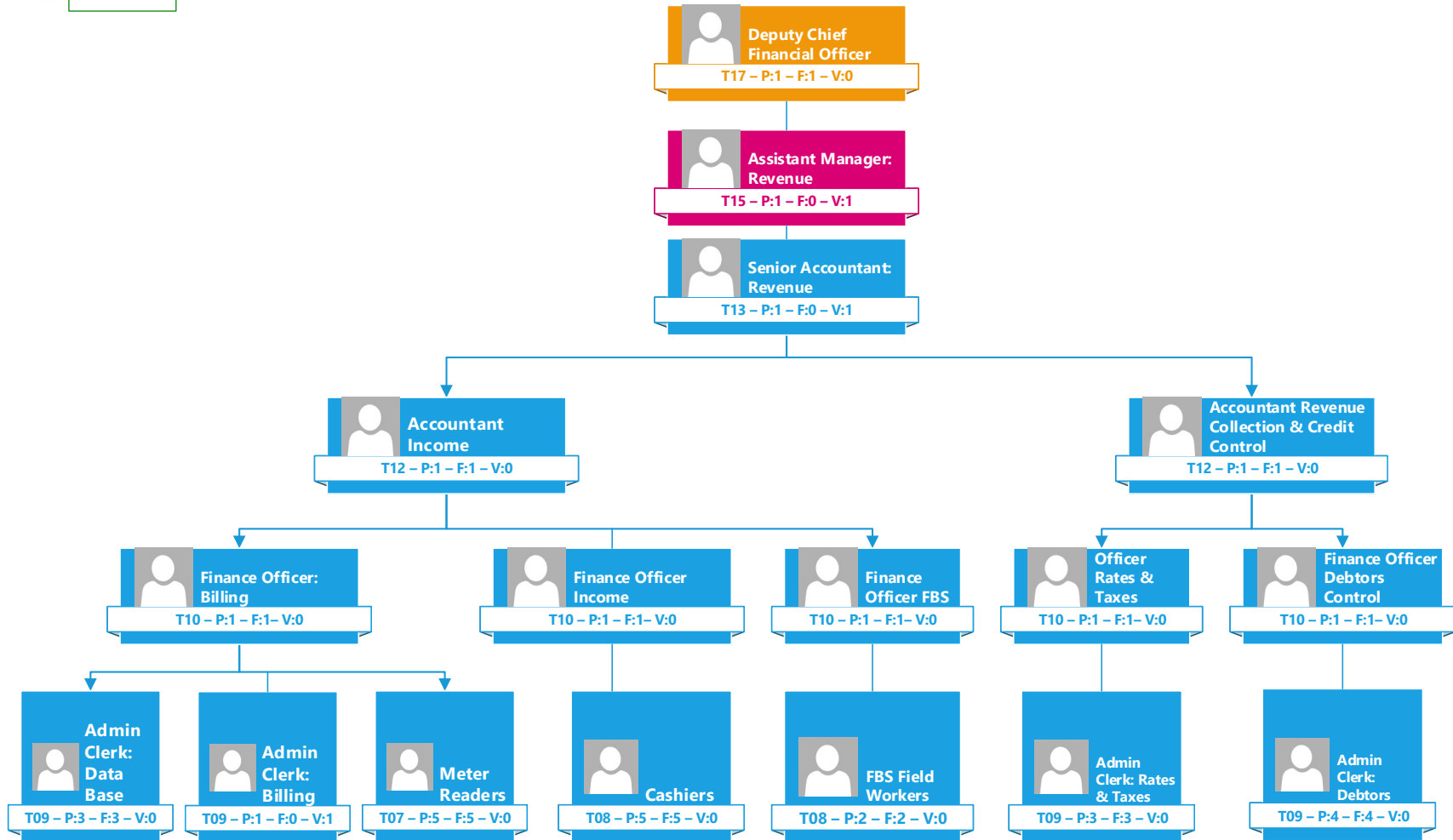
DR JS MLM

Finance: Assets Management





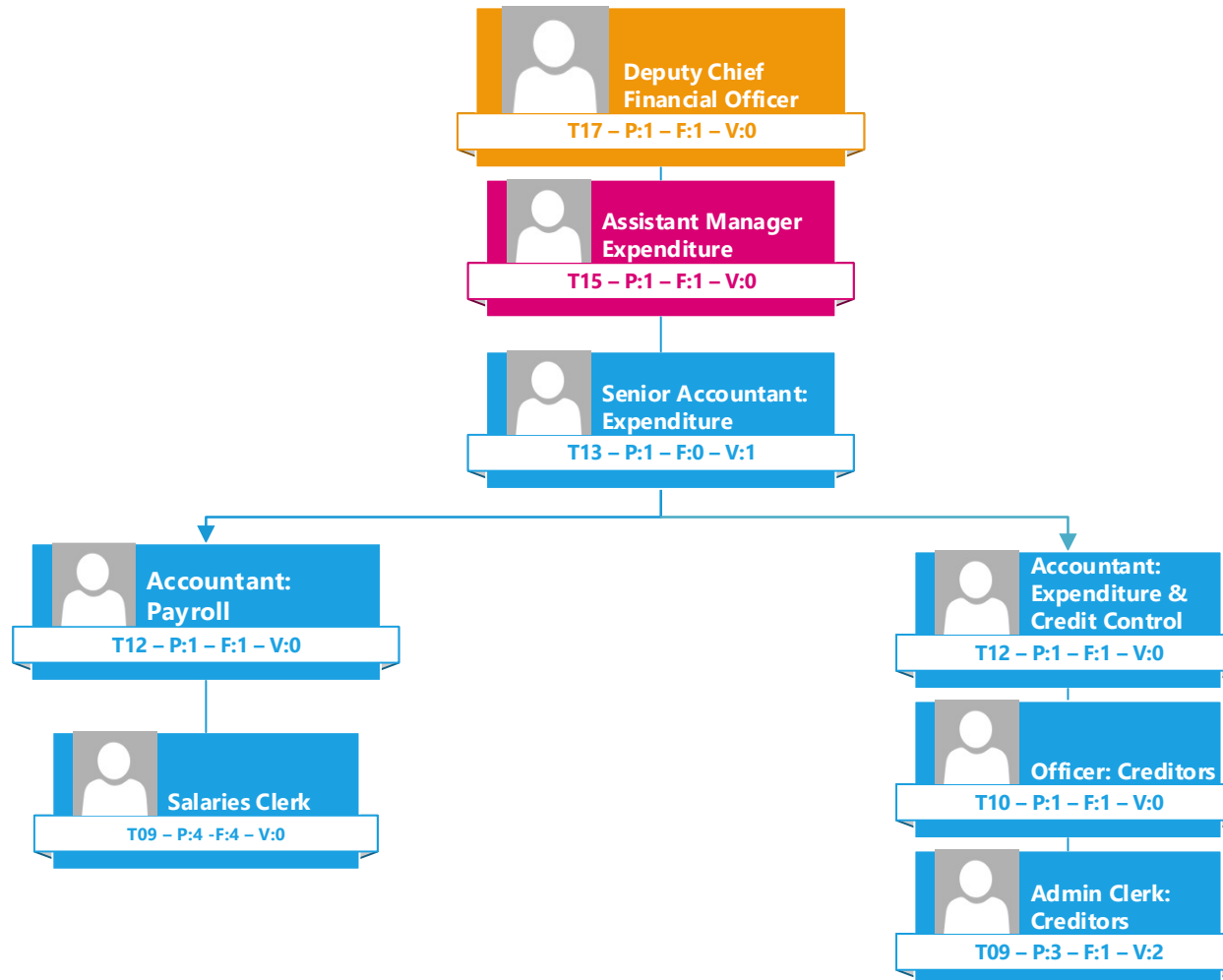
Finance: Income & Expenditure: Revenue





DR JS MLM

Finance: Financial Accounting-Expenditure

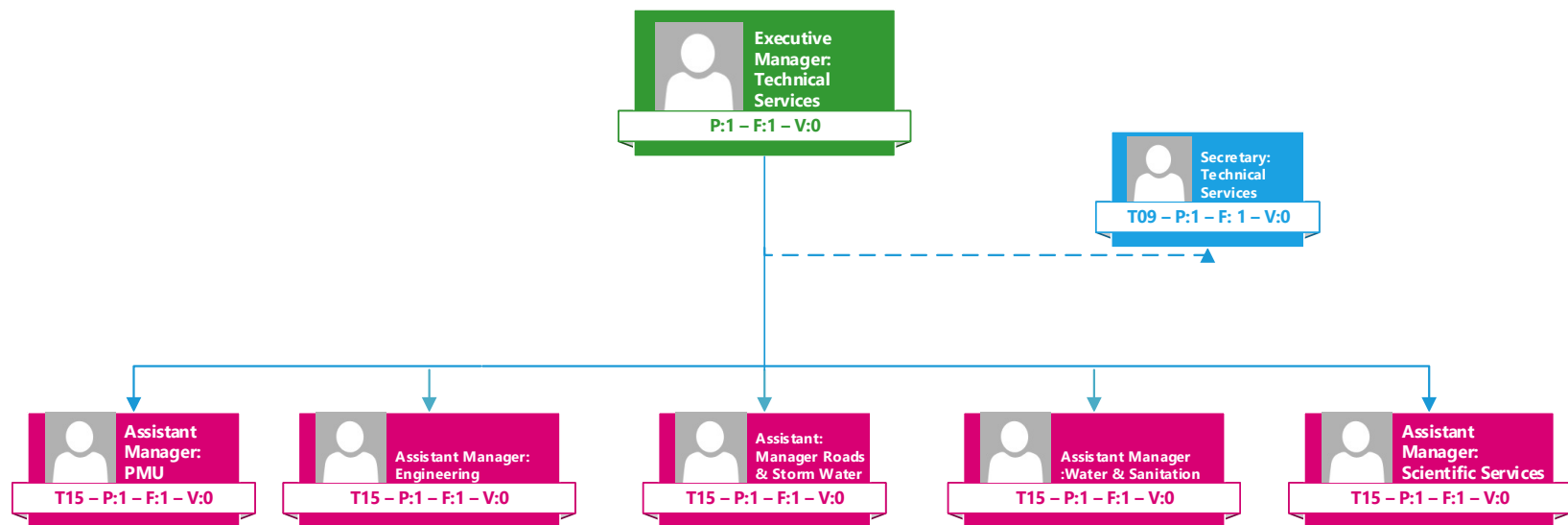


TECHNICAL SERVICES



DR JS MLM

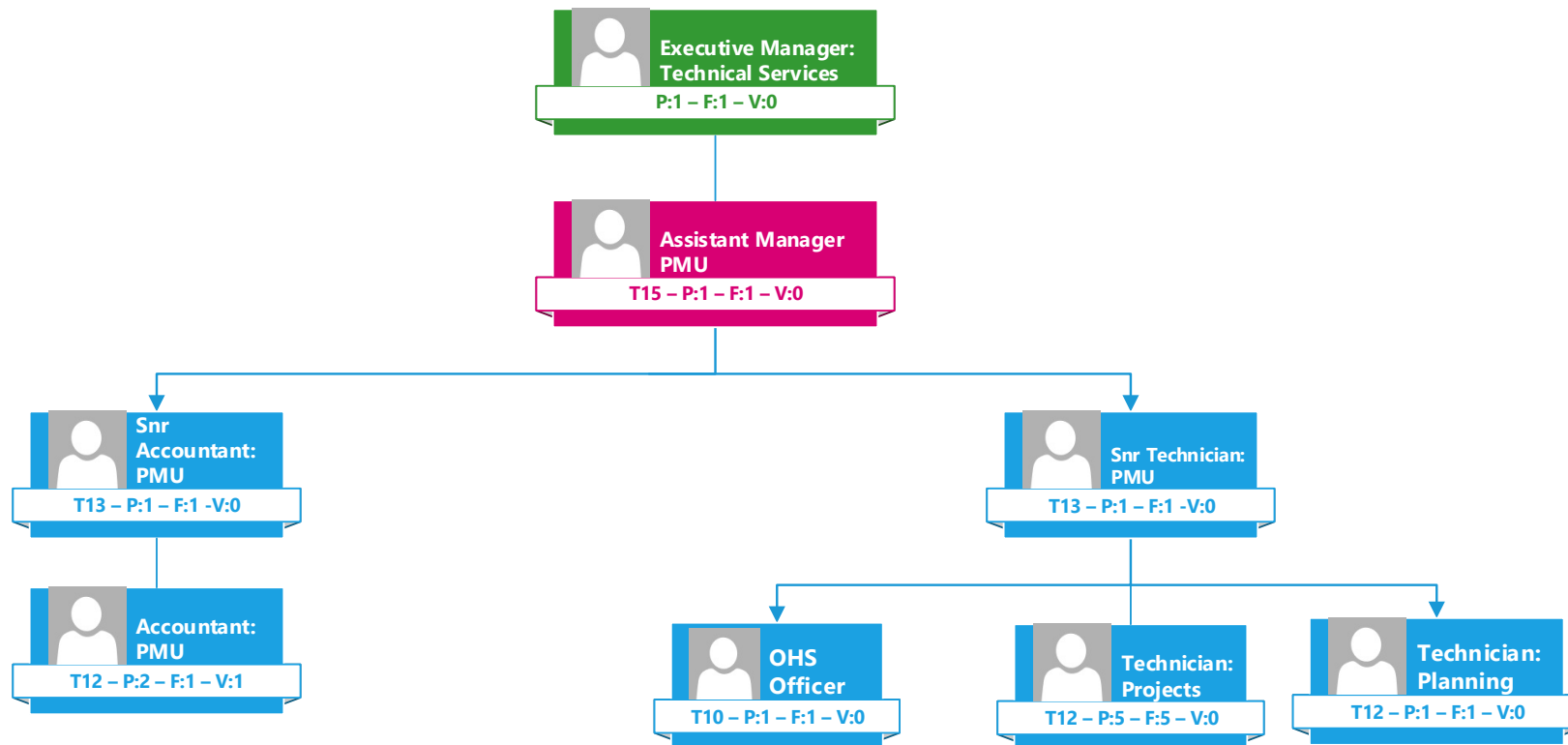
Technical Services: Top Structure





DR JS MLM

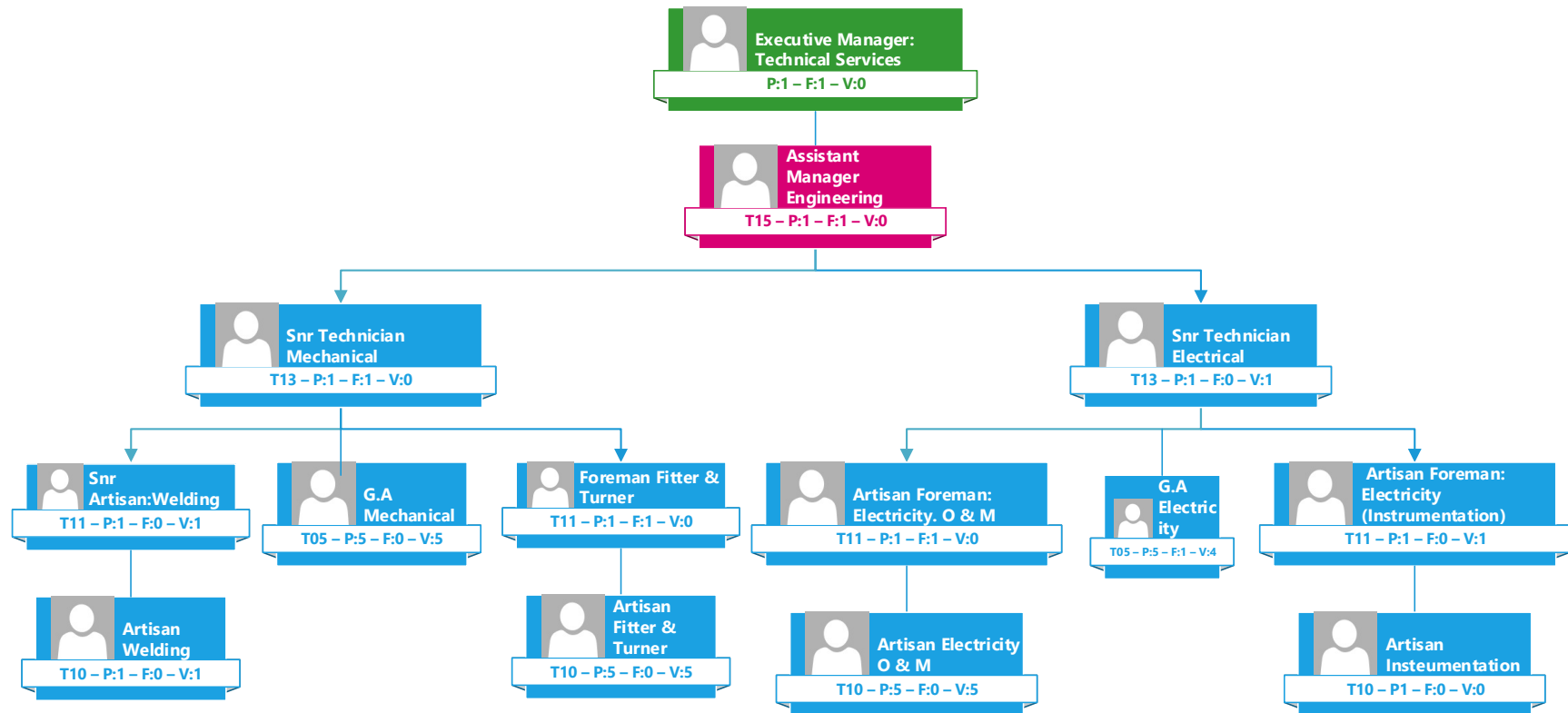
Technical Services: Project Management Unit





DR JS MLM

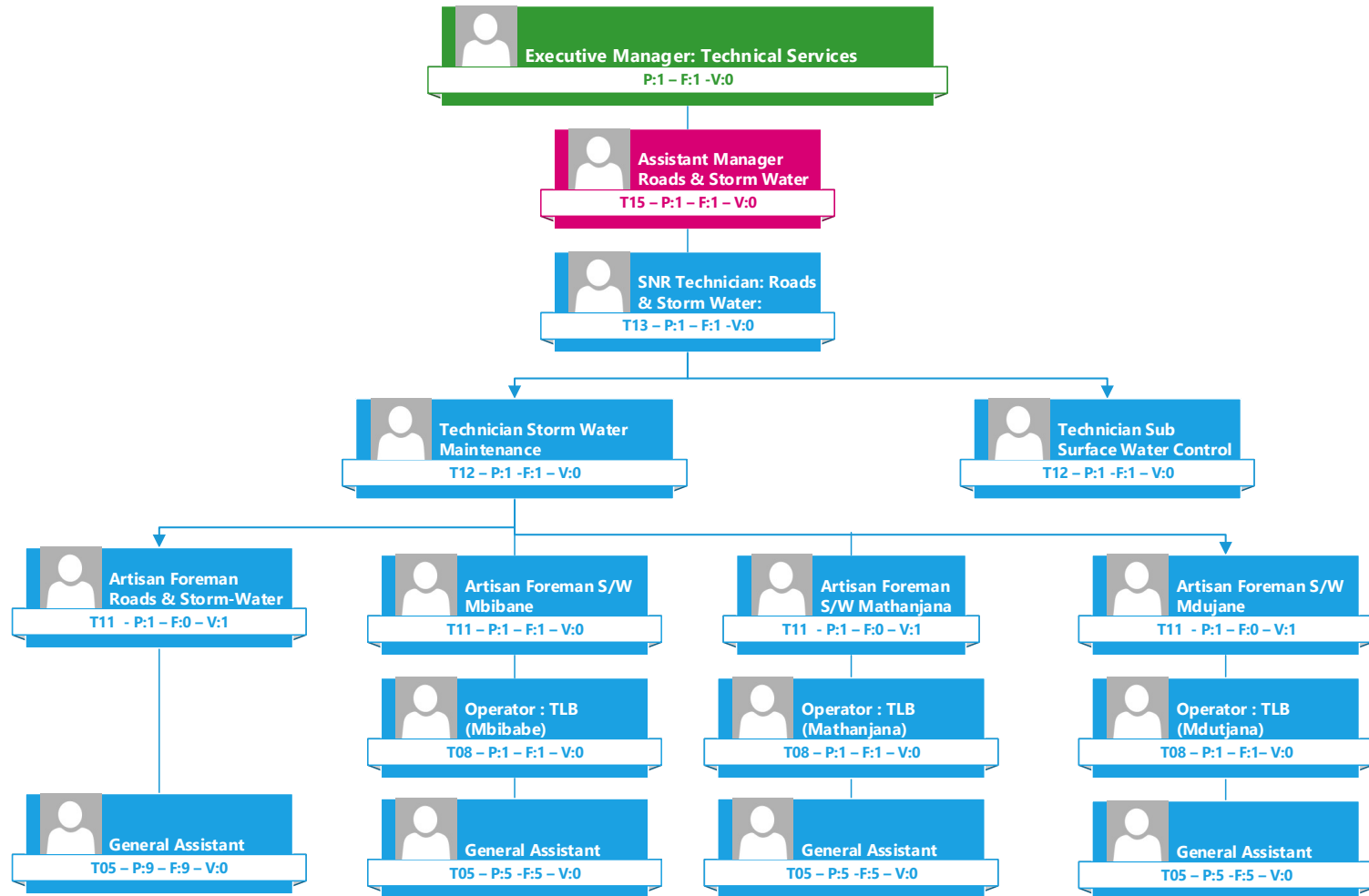
Technical Services : Engineering





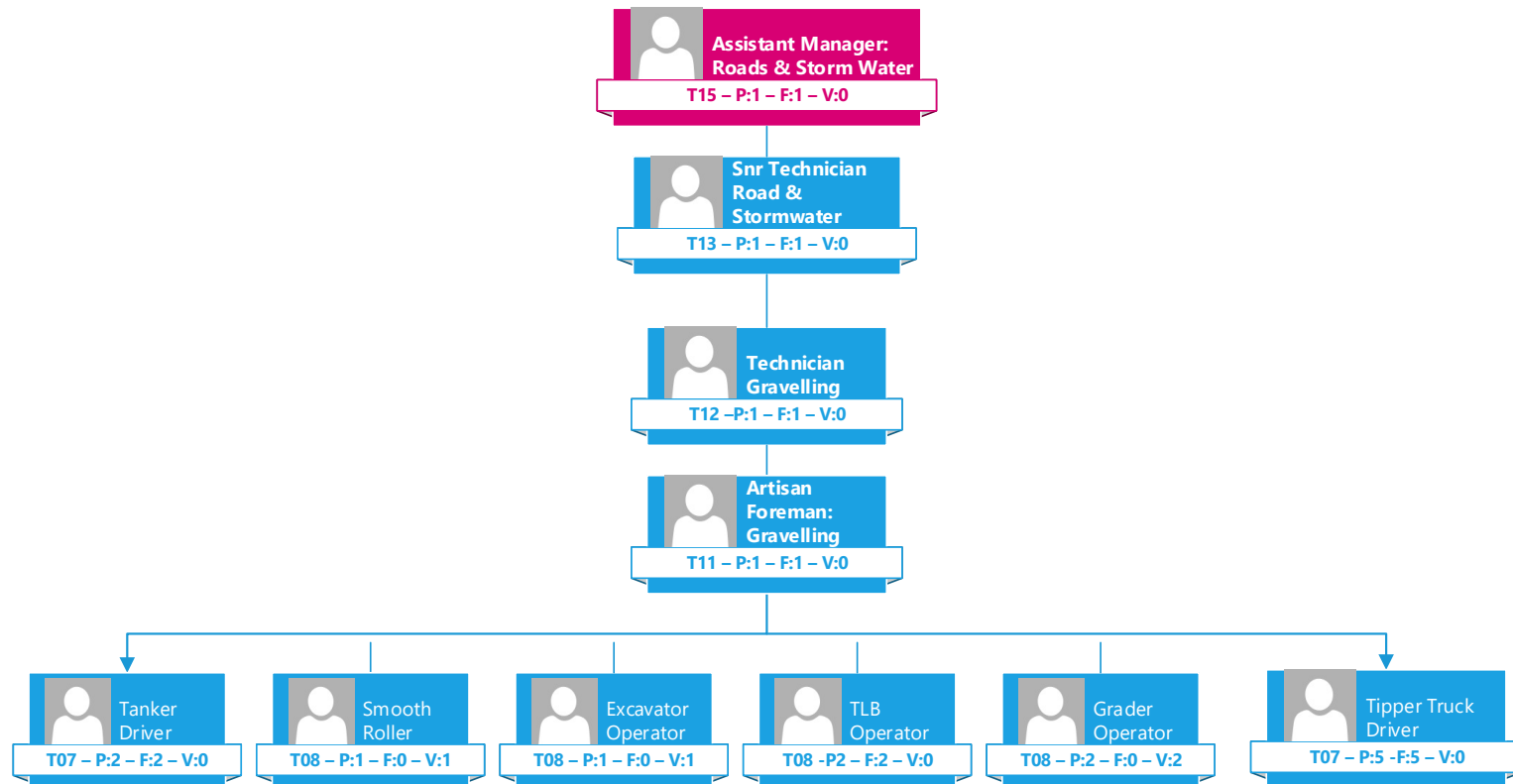
DR JS MLM

Technical Services – Roads & Storm Water Maintenance



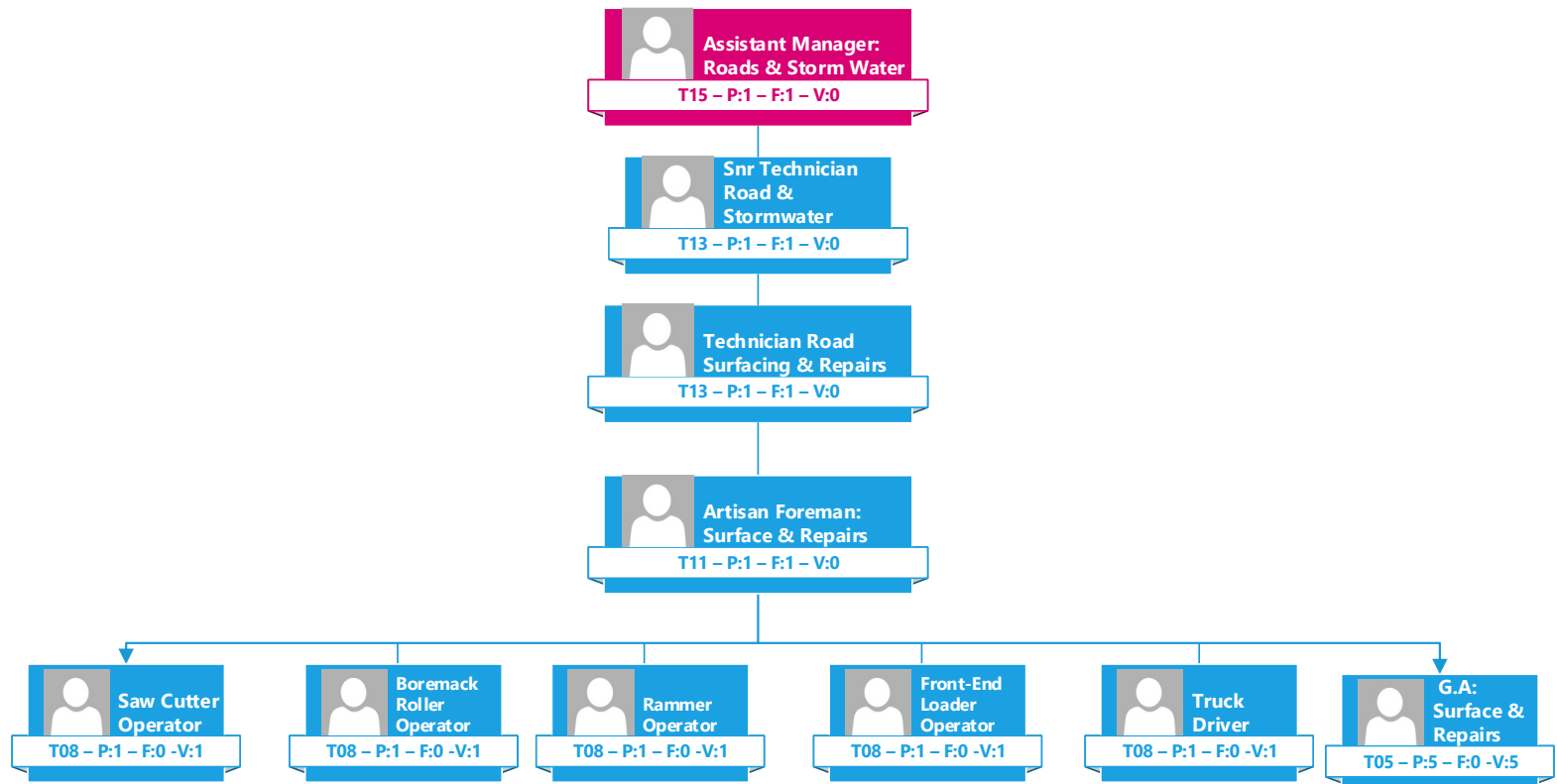


Technical Services: Roads & Storm Water (Graveling)





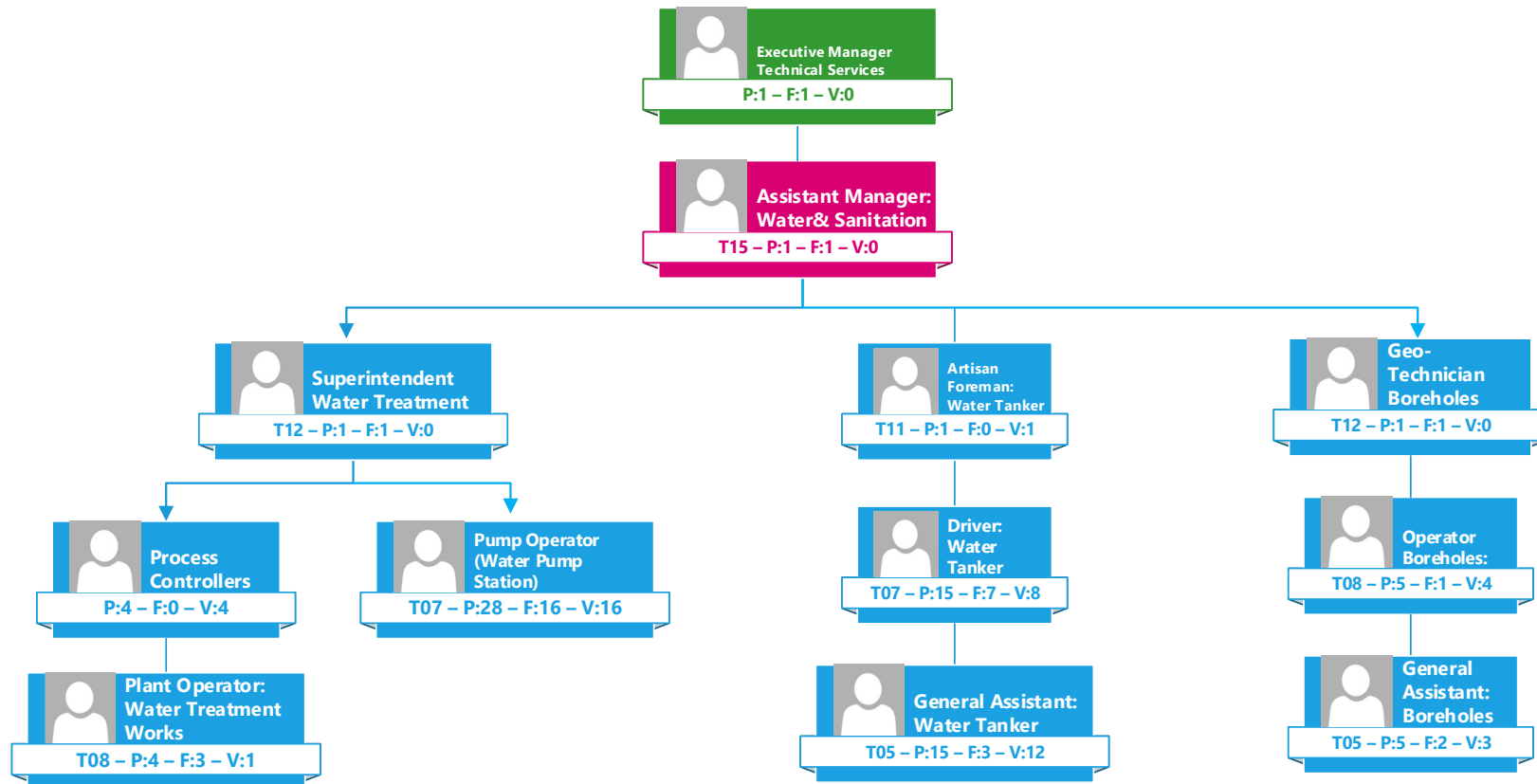
Technical Services: Roads & Storm Water (Surface & Repairs)





DR JS MLM

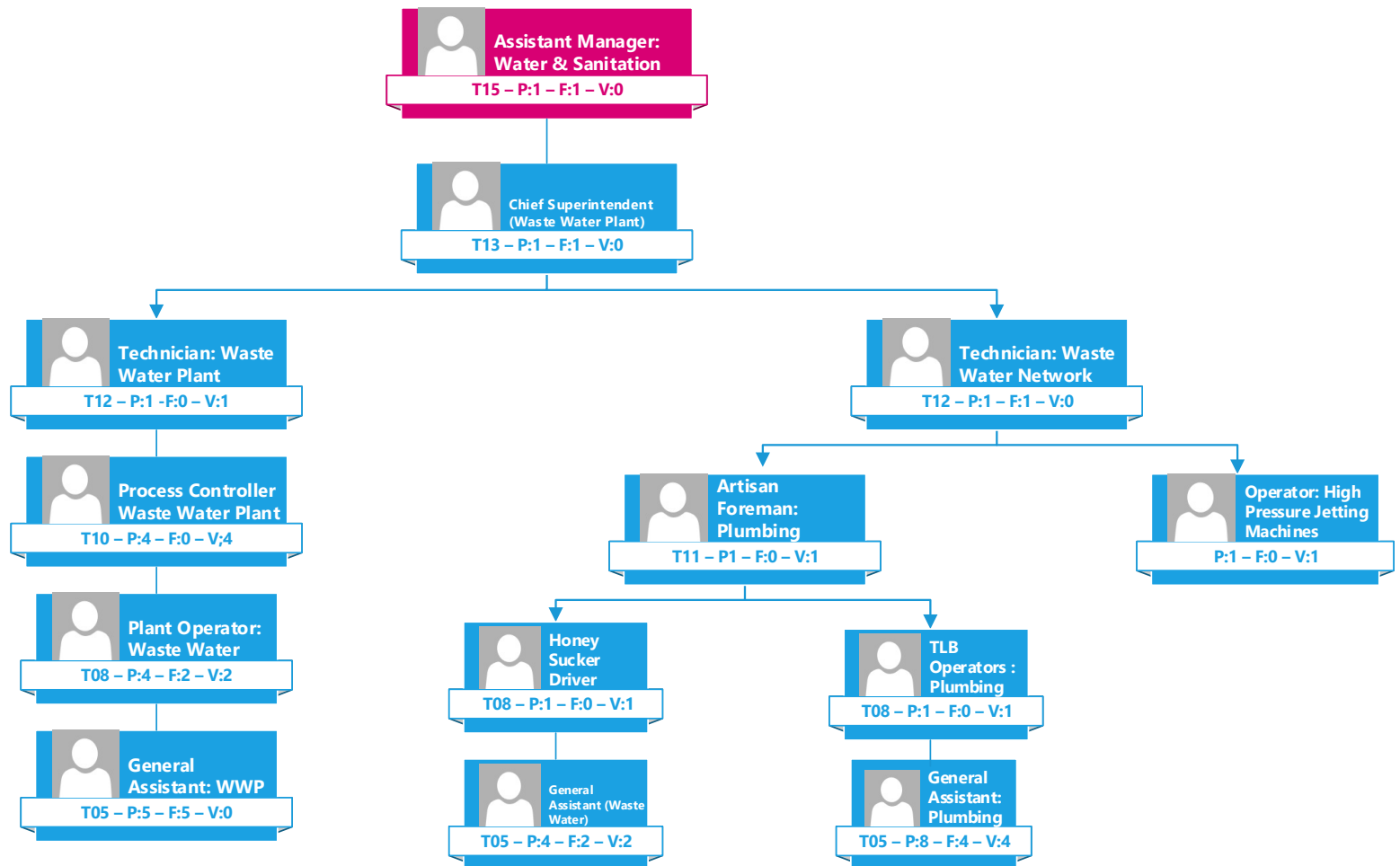
Technical Services: Water Services (Water Treatment)





DR JS MLM

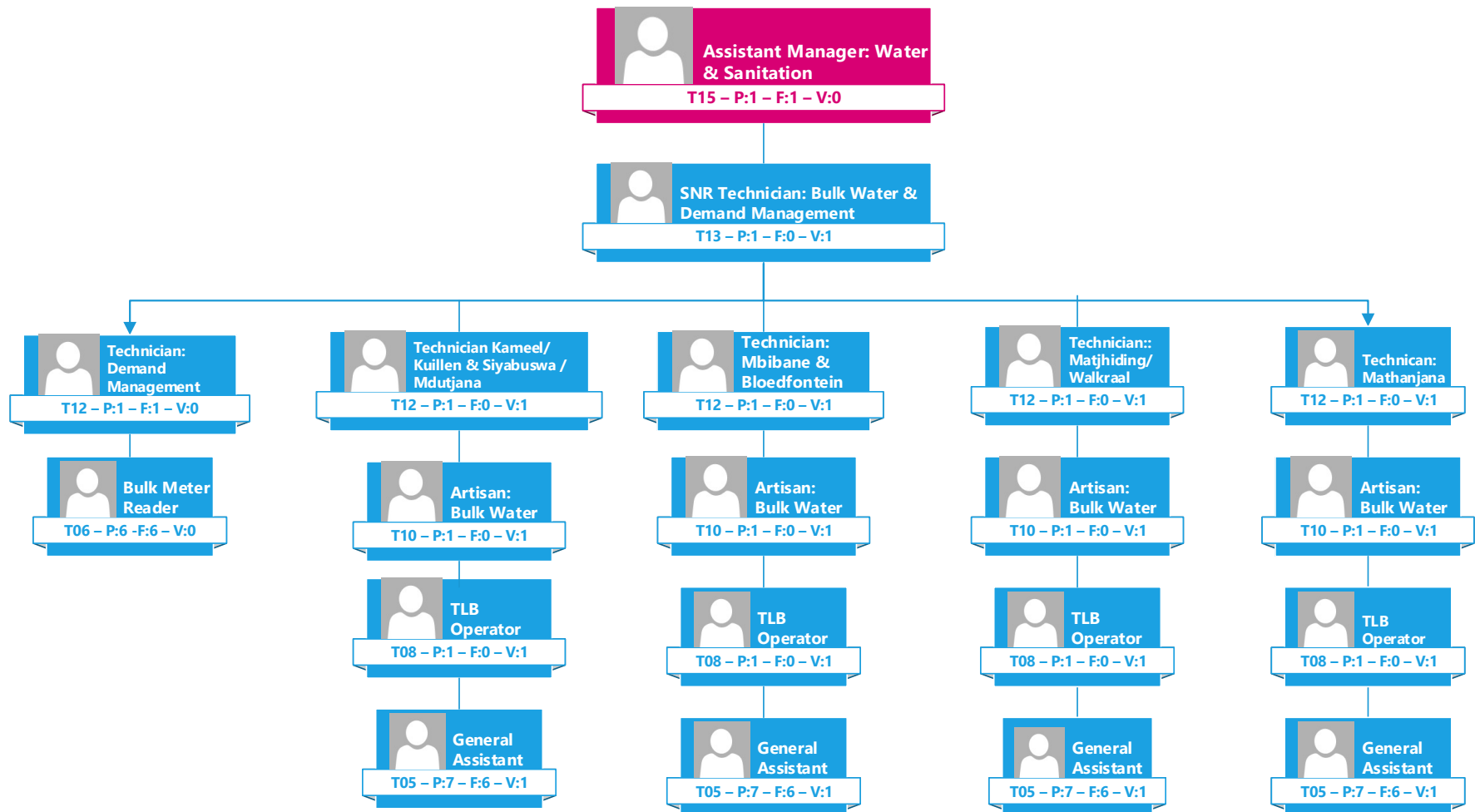
Technical Services: Sanitation Services (Waste Water)





DR JS MLM

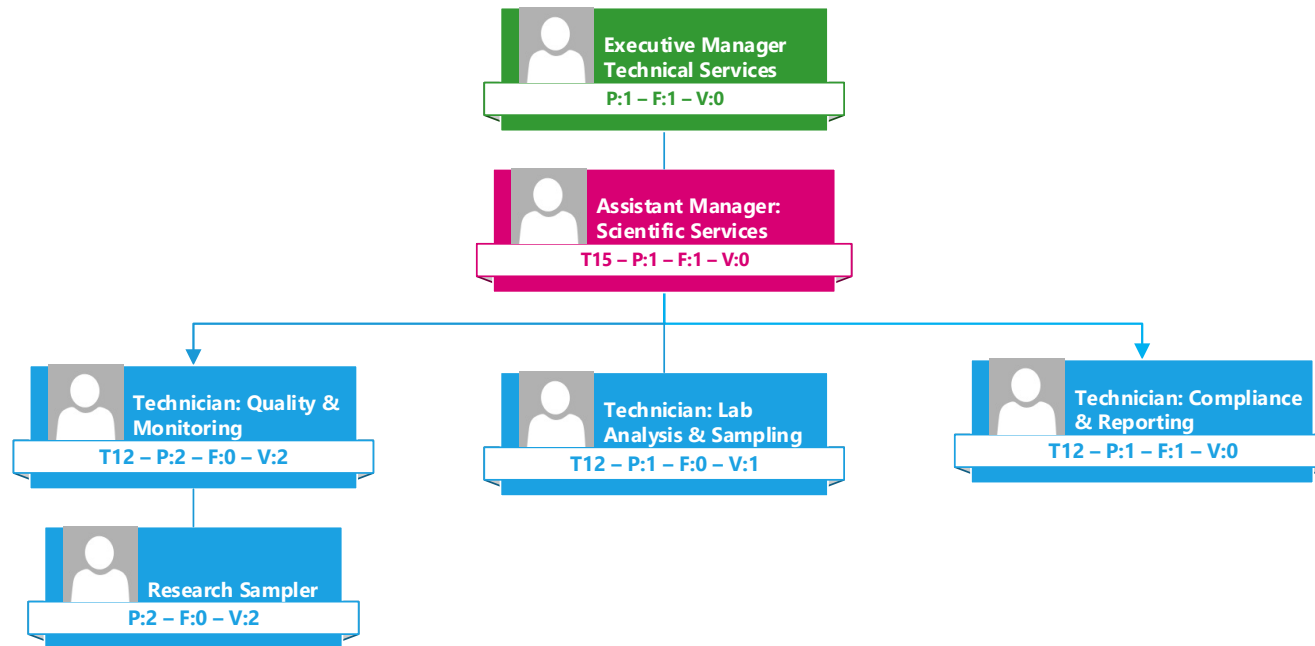
Technical Services: Bulk Water Distribution Management





DR JS MLM

Technical Services: Scientific Services

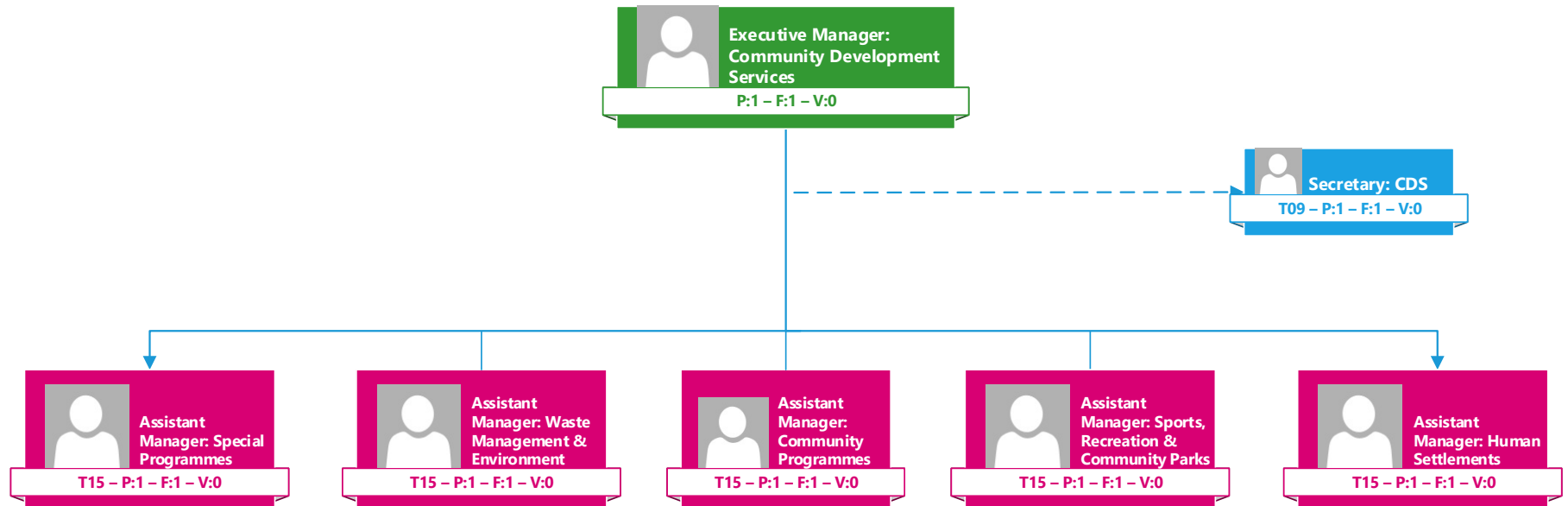


Community Development Services



DR JS MLM

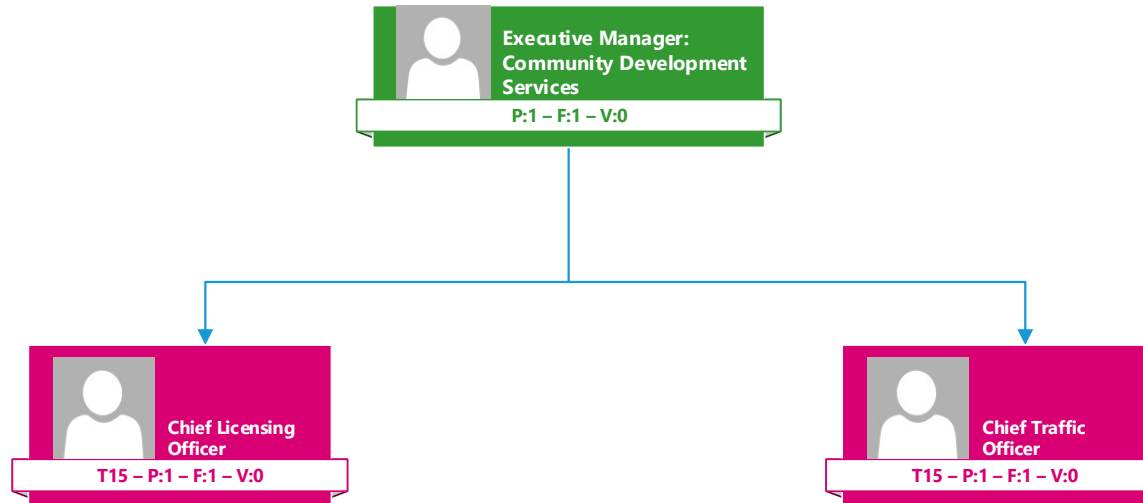
Community Development Services: Top Structure





DR JS MLM

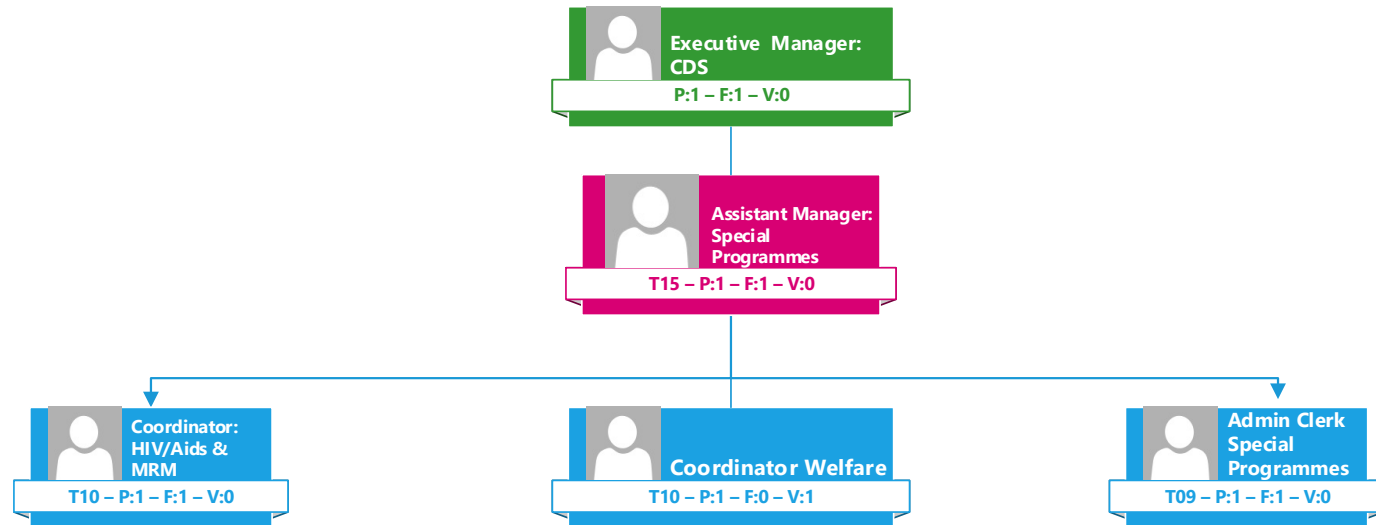
Community Development Services: Top Structure (Continuation..)





DR JS MLM

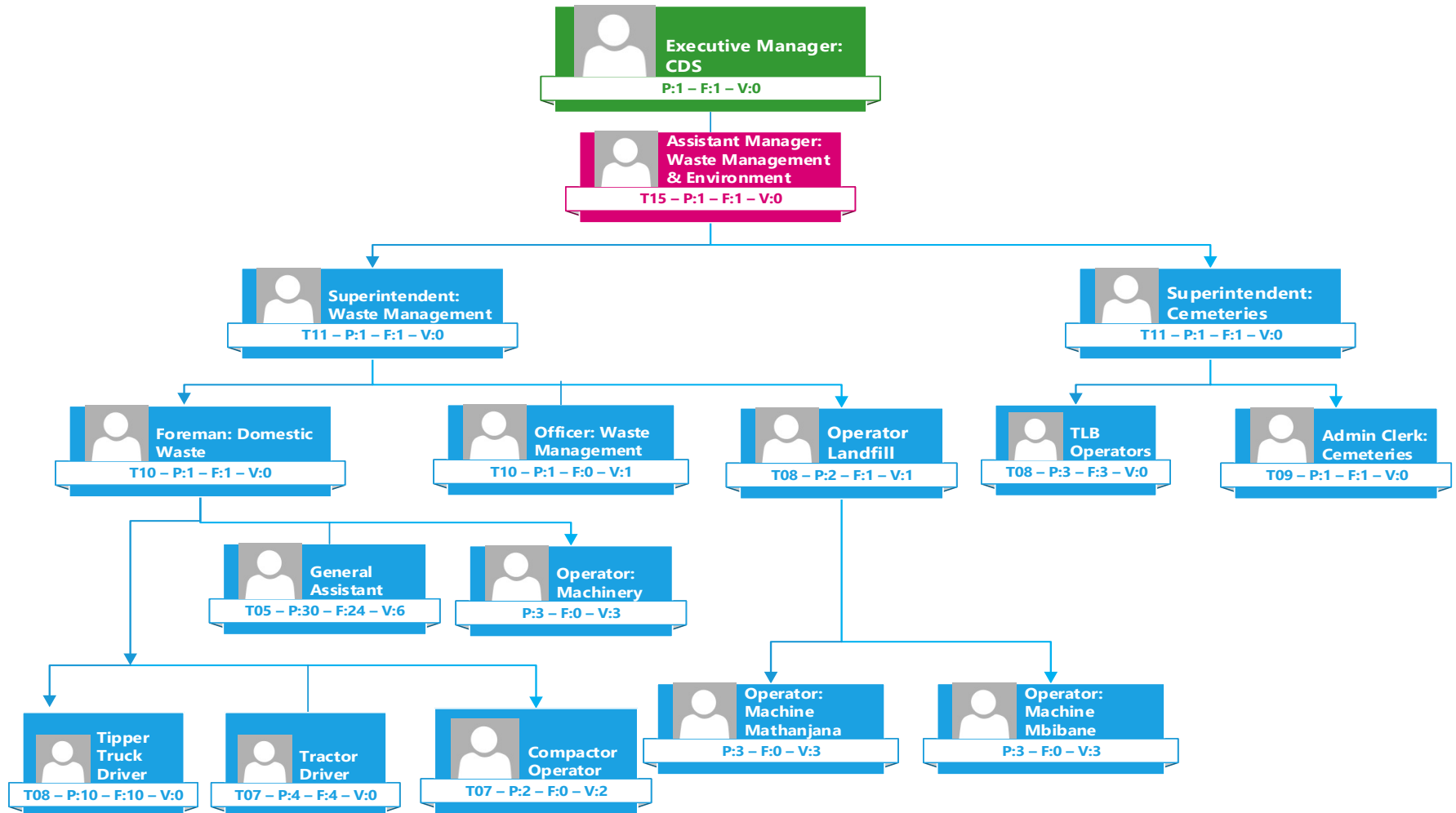
Community Development Services





DR JS MLM

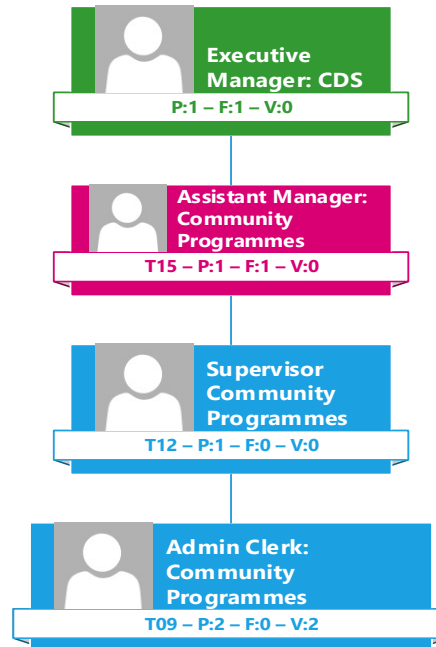
Community Development Services: Waste Management





DR JS MLM

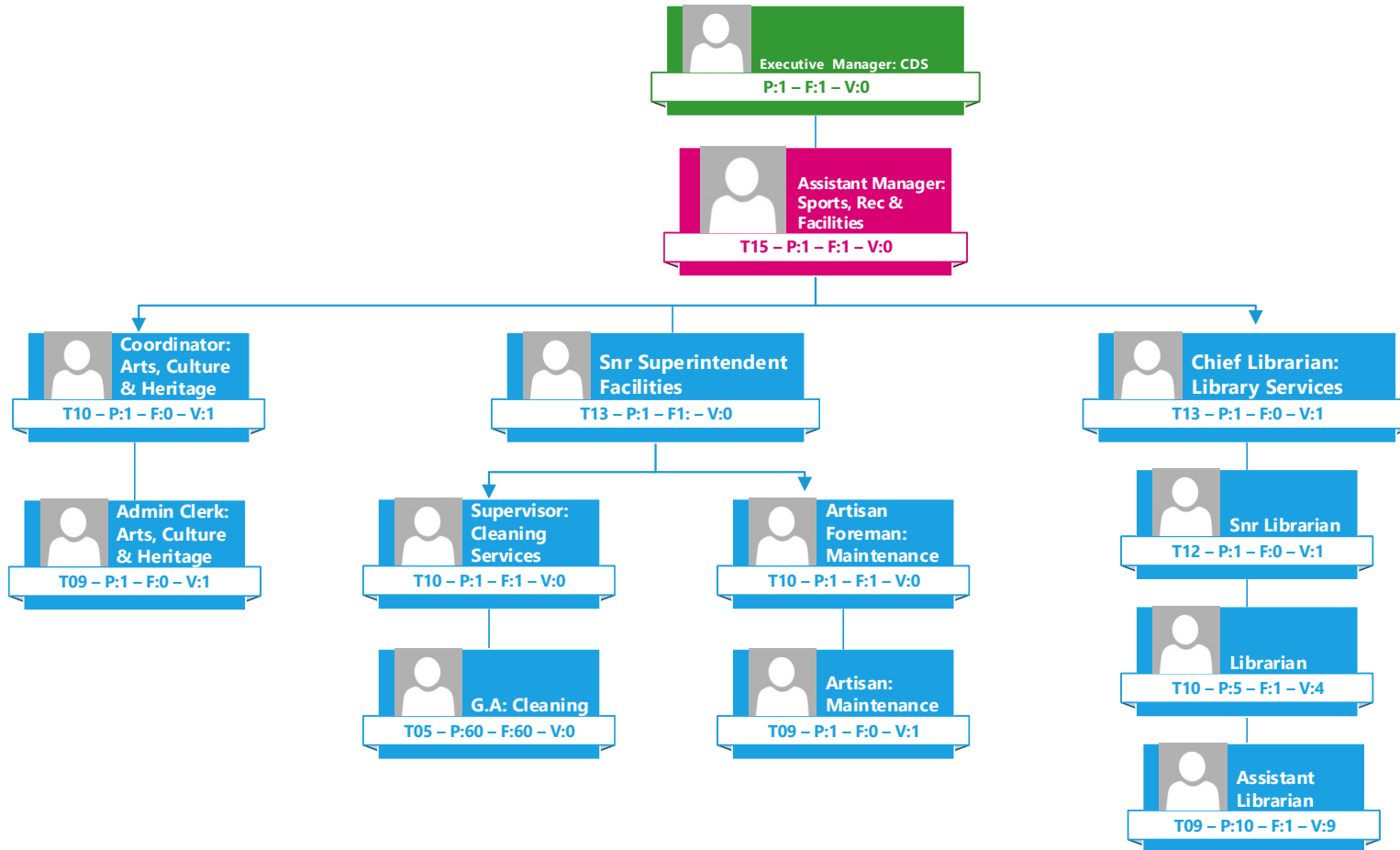
Community Development Services: Community Programmes





DR JS MLM

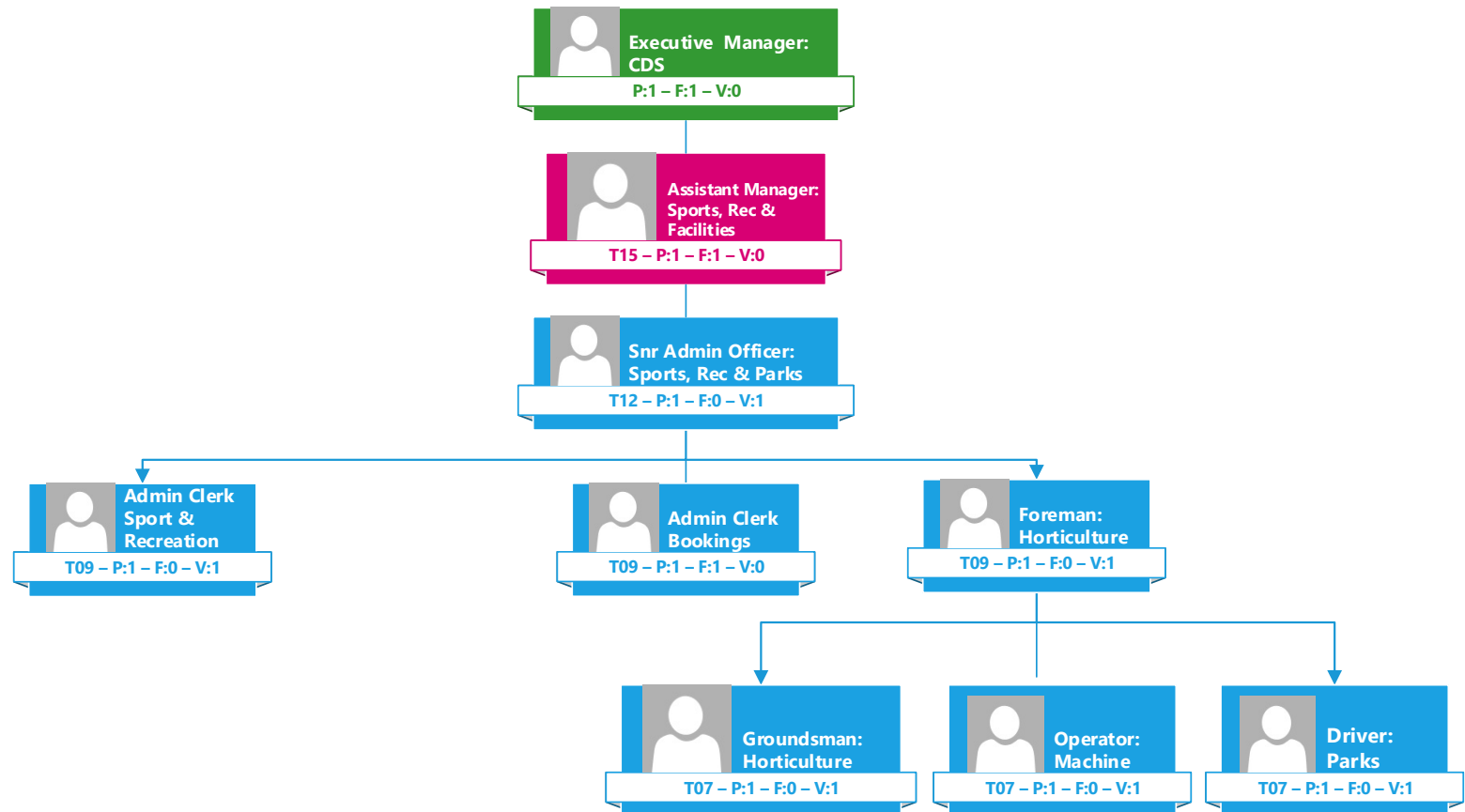
Community Development Services: Sports, Recreation & Facilities





DR JS MLM

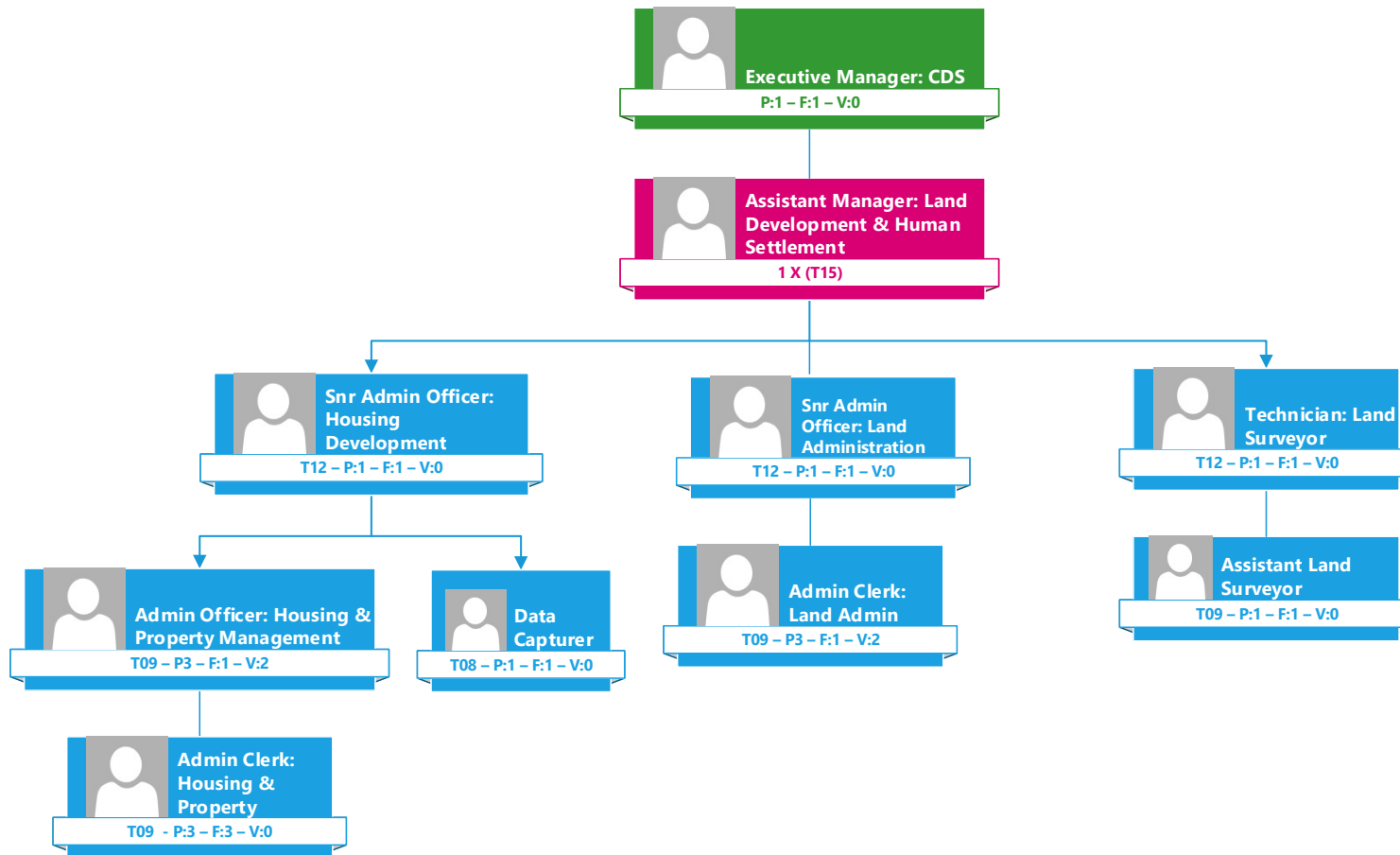
Community Development Services: Sports, Recreation & Facilities





DR JS MLM

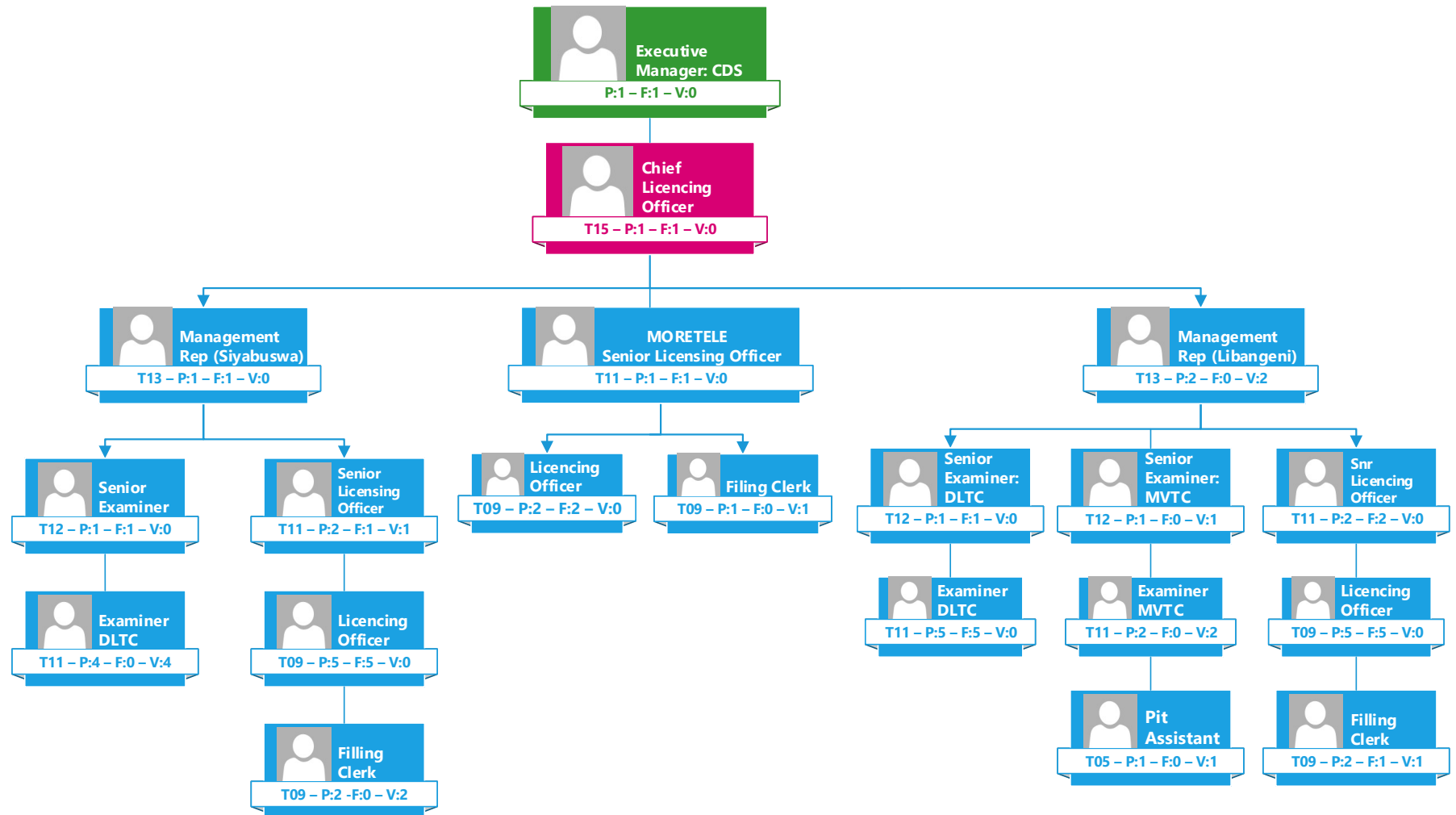
Community Development Services: Human Settlements





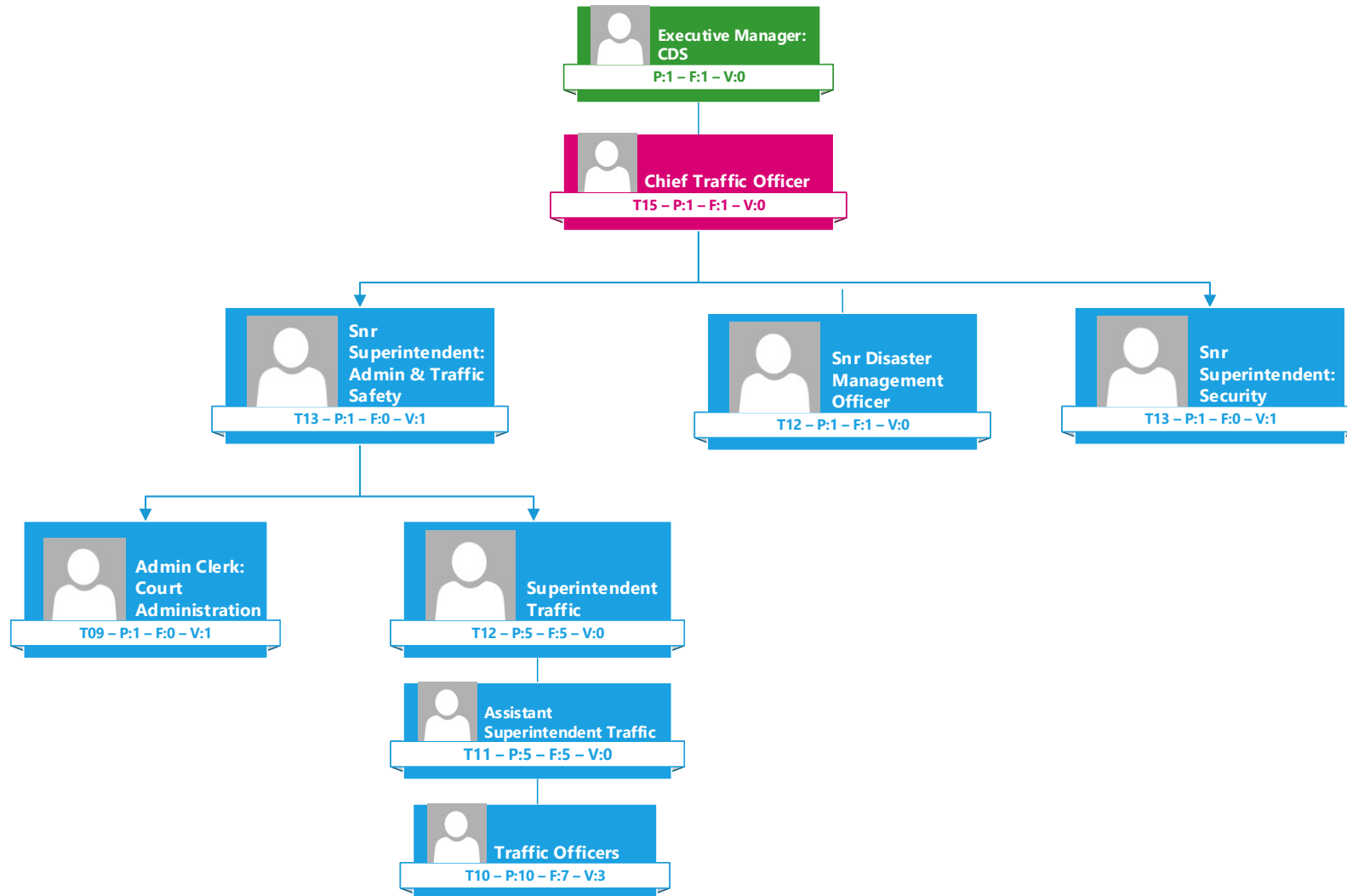
DR JS MLM

Public Safety: Licencing Department





Community Development Services: Public Safety

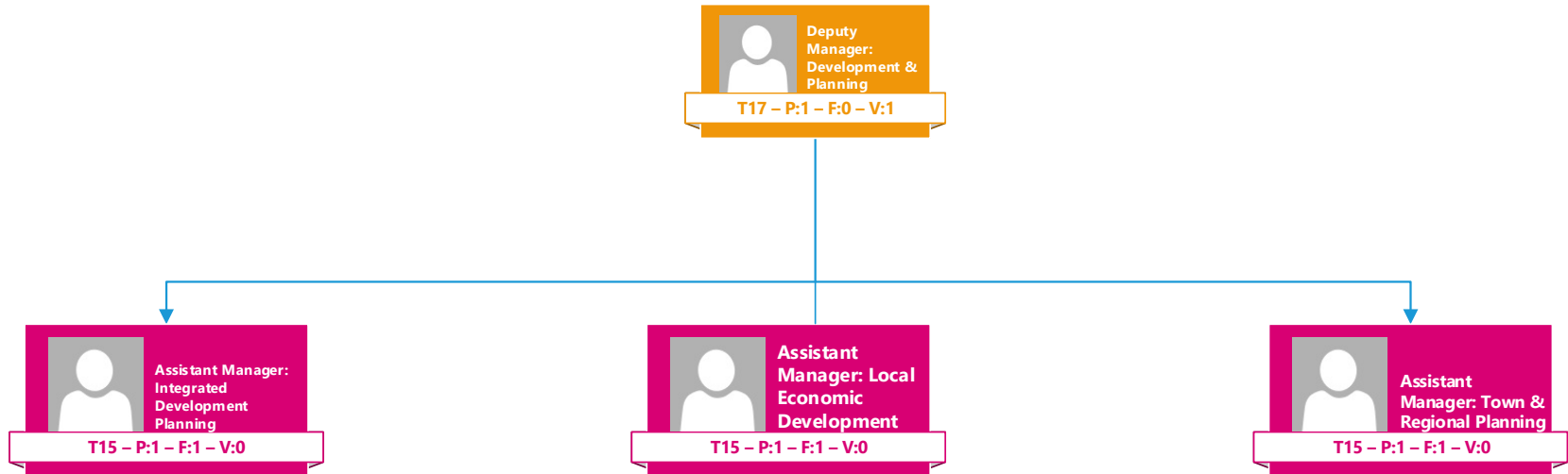


Development & Planning



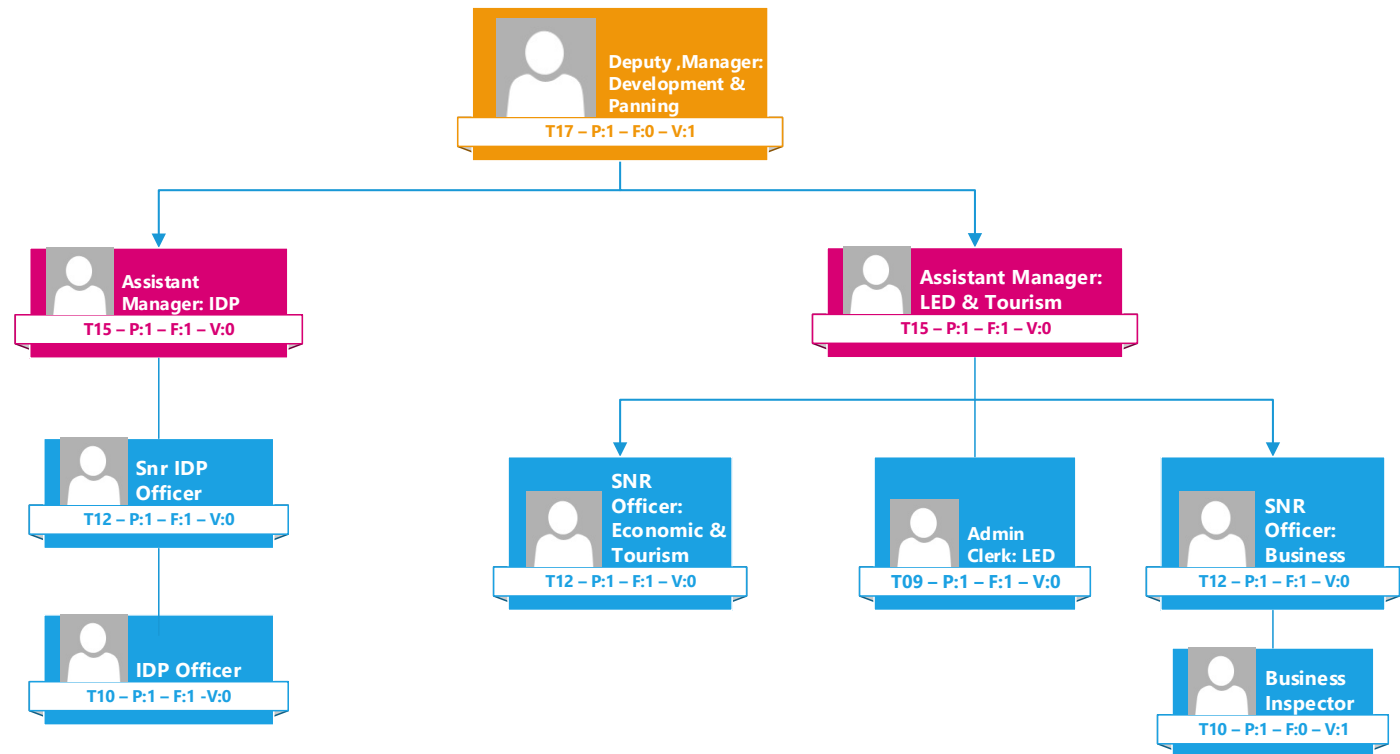
DR JS MLM

Development & Planning: Top Structure





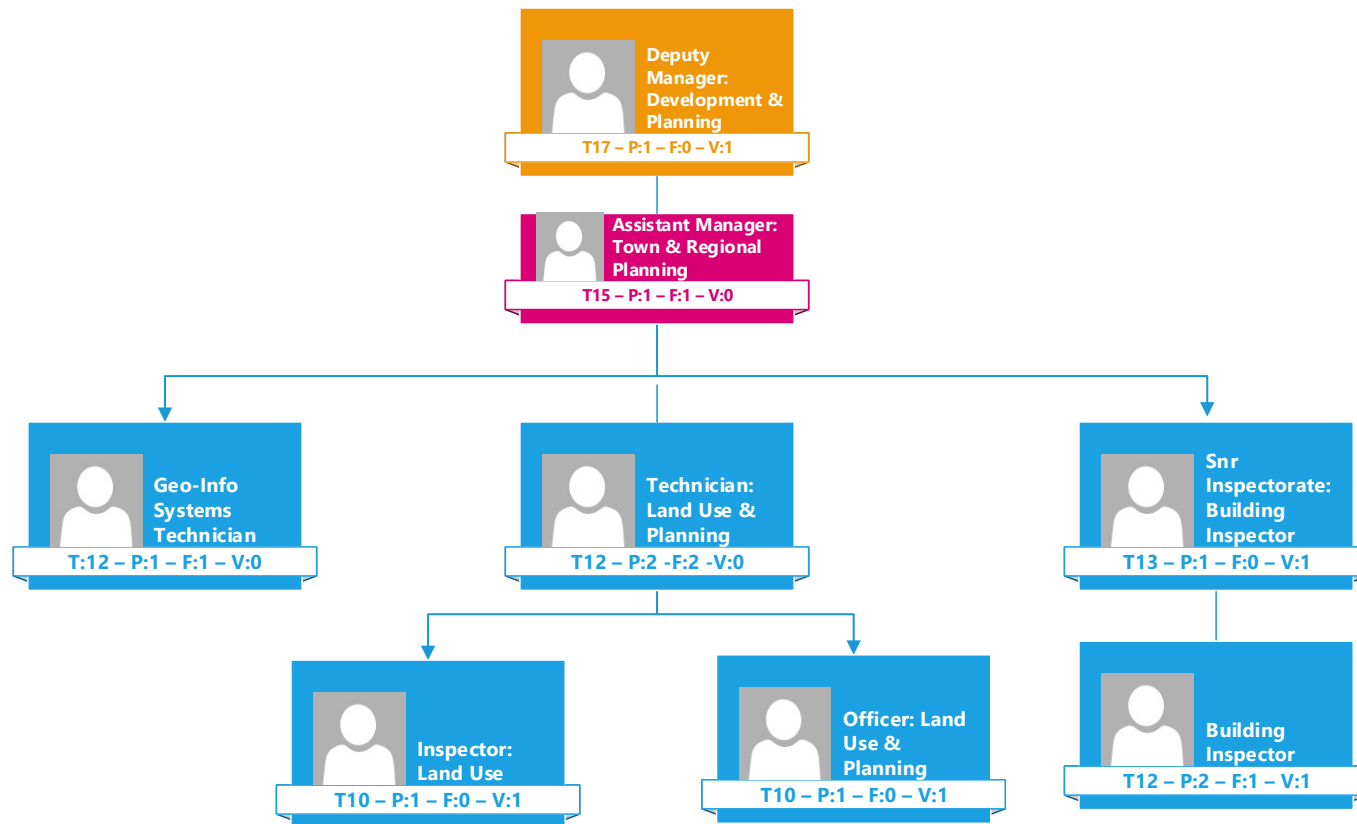
Local Economic Development & Planning





DR JS MLM

Town & Regional Planning



Dr JS Moroka Local Municipality – Workforce

DEPARTMENT	FILLED POSTS	VACANT POSTS	TOTAL POSTS
Senior Management (MM & Sec 56)	5	0	5
Administration & Corporate Services	40	25	65
Office of the Municipal Manager	30	12	42
Community Development Services	177	71	188
Finance	61	19	80
Technical Services	147	116	263
Development & Planning	12	6	18
Total	472	249	721

Information Communication and Technology

The municipality has invested millions into the Information, Communication Technology system and the return on investment has been satisfactory. The servers are working and able to support functions of communication internally and externally. The Municipal Website is up and functional.

Occupational Health and Safety

The role of the Occupational Health and safety Unit has to be expanded consistent with the Occupational Health and Safety act. The Act places particular responsibility to employers to provide and maintain a safe and healthy environment for its employees that without risk. The Health and Safety Committee was established in terms of Section 19 of Occupational Health and Safety Act. The current Safety Committee term of office has lapsed in November 2018, and we will appoint the new Committee members once the newly appointed Municipal Manager is appointed.

Once established, the committee is mandated to champion the following;

- General Hygiene issues
- Safety at all municipal sites
- Monitoring of safety compliance at various projects implemented within the municipal space

Public Participation and Good Governance

Developmental Local Government requires the full participation and involvement of local community and community organisations on matters of local government. The municipal Council was established as a collective executive system with ward participatory system. Good governance and accountability are the cornerstone of an efficient and effective local government system.

Ward Committees

The municipality consists of 31 wards spread over 1416,4240 km² square of the municipal area. Ward Committees have been established in all 31 wards and are fully functional. The Office of the Speaker is the champion of public participation and has ensured that –

- There are meetings at all wards
- Support is provided to ward committees
- Training is provided
- Various forums are established

However there are areas that requires improvement in further ensuring that the ward committees are able to continue in their role unhindered –

- Lack of response from ward committee issues
- Co-operatives establishment not assisted
- Lack of implementation of public participation strategy.

Community Development Workers

The occasion of the State of the Nation Address in 2003, the then President, Mr Thabo Mbeki announced that Community Development Workers will be appointed in municipalities across the country. The initiative was intended to result in the following outcomes-

- Assisting in the removal of development deadlocks.
- Strengthening the democratic social contract.
- Advocating an organized voice for the poor.
- Improved government community network.

The 35 Community Development Workers have been appointed and are placed in the Office of the speaker (public participation) except for ward 8, 13 and 25. There has been seamless integration of the role of community Development Workers and those of Ward Councilors and their committees to an extent where there is closer working together on a number of initiatives. Further the Community Development Workers are placed at various portfolio committees of Council.

The initiative has greatly benefitted and strengthened the interface between Council and various stakeholders particularly those who are most vulnerable.

Governance Processes

Audit Functions

The Municipality has in the past established the Internal Audit unit with chief internal audit, and the unit is supported by audit committee which sit quarterly.

External Audit

The role of the audit committee

- The Audit Committee provides advice to Management and remains accountable to the Municipal council.

- The role of the Audit Committee is to consider the internal audit plans and activities of the Municipality and management's plans and processes with regard to risk management, control and good governance.
- The Committee takes a special interest in all matters that affect how a Municipality is audited and will therefore also take note of the external audit plans and activities. It provides one of the channels for communication between customers, management, Internal Auditors and the Auditor-General.
- Control by the Audit Committee of the Internal Audit Function positively influences good governance within the organizational and strengthens the Internal Auditing Component and fosters an independent climate for their operation.
- Management continuously strives to adopt and implement best practice in relation to practices and corporate governance.
- Consequently, the Code of Corporate Practices and Conduct published in the King II Report requires management to publicly confirm that they have reviewed the effectiveness of the internal control of their organization.
- The implementation of control and information systems is essential to the effective discharge of the management's responsibilities.

Purpose

- To assist the Audit Committee (AC) in fulfilling its oversight responsibilities for the financial reporting process, the system of internal control, the audit process, and the company's process for monitoring compliance with laws and regulations and the code of conduct.

Authority

- In terms of the Municipal Finance Management ACT, No. 56 OF 2003 and National Treasury Regulations, Accounting Officers have to comply with the compulsory establishing of an effective internal audit function.

- Audit Committee control and direct the Internal Audit function in the municipality.
- Section 166(2) An audit committee is an independent advisory body which must:-

(a) advise the municipal council, the political office-bearers, the accounting officer and the management staff of the municipality, or the board of directors and the accounting officer on matters relating to:-

- (i) Internal financial control and internal audits;
- (ii) Risk management;
- (iii) Accounting policies;
- (iv) The adequacy, reliability and accuracy of financial reporting and information;
- (v) Performance management;
- (vi) Effective governance;
- (vii) Compliance with this Act, the annual Division of Revenue Act and any other applicable legislation;
- (viii) Performance evaluation; and
- (ix) Any other issues referred to it by the municipality;

(b) review the annual financial statements to provide the council of the municipality and the board of directors, with an authoritative and credible view of the financial position of the municipality, its efficiency and effectiveness and its overall level of compliance with this Act, the annual Division of Revenue Act and any other applicable legislation;

(c) Respond to the council on any issues raised by the Auditor-General in the audit report;

(d) Carry out such investigations into the financials affairs of the municipality as the council of the municipality.

Section 166 (3) In performing its functions, an audit committee:-

(a) Has access to the financial records and other relevant information of the municipality; and

(b) Must liaise with:-

- (i) The internal audit unit of the municipality; and
- (ii) The person designated by the Auditor-General to audit the financial statements of the municipality.

Section 166 (4) An audit committee must:-

(a) Consist of at least three persons with appropriate experience, of whom the majority may not be in the employ of the municipality, as the case may be; and

(b) Meet as often as is required to perform its functions, but at least four times a year.

Section 166 (5) The members of an audit committee must be appointed by the council of the municipality. One of the members who is not in the employ of the municipality, must be appointed as the chairperson of the committee. No councilor may be a member of an audit committee.

Section 166 (6) A single audit committee may be established for:-

(a) A district municipality and the local municipalities within that district municipality.

The Council authorizes the Audit Committee within the scope of its responsibility to:

- (a) Seek any information it requires from any employee and all employees are directed to co-operate with any request made by the Audit Committee.
- (b) Obtain outside legal or other independent professional advice and to secure the attendance of outsiders with relevant experience and expertise if it considers this necessary. Any such appointments should be made subject to the approval of the Accounting Officer and Supply Chain Management Policy/State Tender procedures.

The Audit Committee is also empowered to, but not limited to the following:

- (a) Resolve any disagreements between management ,internal auditors and external auditors regarding financial reporting;
- (b) Pre-approve all auditing and non-audit services conducted by Internal Audit;
- (c) Retain independent with the Accounting Officer, to advise the committee or assist in the conduct of an investigation;
- (d) Seek any information it requires from all employees; and
- (e) Meeting with management external auditors, or outside Council, as necessary.

In terms of paragraph 14(2) (a) of the local government Municipal planning and Performance Management Regulations, 2001, the Municipality must annually appoint and budget for a Performance Audit Committee. Paragraph 14(2) (c) and (i) states that:

- (a) A Municipality may utilize any audit committee established in terms of other applicable legislation as the performance audit committee envisaged in paragraph (a), in which case the provisions of this sub-regulation, read with the necessary changes, apply to such an audit committee..
- (i) A member of the performance audit committee who is not a councilor or an employee of the municipality concerned, may be remunerated taking into account the tariffs determined by the Council in consultation with the Auditor General.

Structure/Composition of the Audit Committee

- The Audit Committee will comprise of at least three persons with appropriate experience, of whom the majority may not be in the employ of the municipality One of the members who is not in the employ of the municipality,
- The non-officials members shall serve the Audit Committee for a period of a maximum of three years from the date on which the non-official member actually assumes duty on the terms and conditions that will be mentioned in the contract.
- The Internal Audit provide a Secretariat services to the Audit Committee. The CAE shall ensure that draft minutes are verified by the chairperson of the committee and circulate the minutes of the Audit Committee to all members within two weeks of the Audit Committee meeting

Findings by the Office of the Auditor General for 2017/18

The Report by the AG on the Audit Report for the Dr JS Moroka Local Municipality, 2017/2018, the Auditor General indicates the following as critical to be attended by the municipality towards the clean audit. Only Dr JS Moroka Local Municipality achieve a adverse audit opinion for 2017/2018 financial year. Six matters were raised in the audit report.

The finding includes;

- Property Plant and Equipment.
- Commitments
- Payables
- Receivables
- Unauthorized, Irregular, Fruitless and wasteful expenditure
- Cash Flow Statement

Municipal Public Accounts Services

The Municipality has established the Municipal Public Accounts Committee as section 79 Committee.

Functions of the MPAC

- The MPAC will assist council to hold the executive and municipal entities to account, and ensure the efficient and effective use of municipal resources.
 - The MPAC as the Municipal Structures Act section 79 Committee perform an oversight function on behalf of council and is not a duplication of other committee or that of the independent Audit Committee.
 - The MPAC reports directly to council through the speaker of the council and interfaces with other committees of council through the speaker, where relevant.
 - The MPAC will be entitled to request for documents or evidence from accounting officer of a municipality or municipal entity, and can request the support of both the internal and external auditors (advisory) when necessary.
- Primary function of MPAC**
- To recommend or undertake any investigation in its area of responsibility, after reviewing any investigation report already undertaken by the municipality or the Audit Committee.
 - To review and evaluate the content of the annual report and to make recommendations to Council when adopting an oversight, report on the annual report.
 - To examine the financial statements and audit reports of the municipality and also assess the extent to which the Audit Committee and the AG recommendations have been implemented and seek explanation when no or ineffective actions have followed.
 - To promote good governance, transparency and accountability and value for money in the use of municipal resources.

Financial Management & Viability

Financial Plan

The purpose of this document is to outline the plan the Municipality will be striving for sound financial management and viability. The time horizon of the plan is 3 years and the plan consists of a number of strategies to achieve the desired sustainability outcome within this period.

A long term financial plan is essential to ensure that the Dr. JS Moroka Local Municipality continues to implement its mandate effectively without impairing its capital base. Furthermore it will assist the municipality to move towards self-sufficiency in meeting the growing demands of Service Delivery.

The overall goal of the financial plan is to ensure financial sustainability within the constraints of the available resources. The objectives that will be pursued to achieve this goal are:

- Ensure transparency and accountability
- Maintain liquidity within acceptable norms
- Manage revenue, expenditure, assets and liabilities in a responsible manner
- Set appropriate tariffs
- effectively manage the supply chain
- Use appropriate technology to eliminate inefficiencies
- effectively manage cash flow
- Implement effective credit control and debt collection processes
- Seek alternative sources of funding
- Maintain external gearing at responsible levels
- Ensure compliance with the prescripts governing the local government sphere
- Provide excellent and responsive services

Background

Financial Management is the cornerstone of any organization. Controls and policies should be in place to achieve sound financial management. Financial regulations and policies must be reviewed regularly to ensure all legal, internal control and social requirements are met. Implementing the projects included in the multi-year plan will require large capital investment, which in turn requires effective management and control.

Dr. JS Moroka Local Municipality has also recognized that to be successful, the integrated Development Plan must be linked to a prudent multi-year financial plan, which identifies and prioritizes expected needs, as well as includes estimated amounts of funding from various sources. The Long Term Financial Plan includes the following divisions:

- Financial Strategies overview;
- Financial Strategy Framework;
- Policies to support Financial Management Strategy;
- Revenue Framework and Strategy;
- Expenditure Framework; and
- Capital Requirements;

Financial Framework

The Municipality will implement its Financial Plan within the following framework:

Revenue Adequacy and Certainty

To carry out its functions the Municipality needs to generate adequate sources of revenue from its own operations and intergovernmental transfers. It is furthermore necessary that there is a reasonable degree of certainty with regard to the source, amount and timing of revenue. The DORA provides an indication of the level of transfers that the Municipality can expect from National Government. Revenue forecasts require regular reviews in the light of population

It is important to track the respective sources of revenue received by the municipality as they can be quite different and can vary substantially depending upon the phase that the municipality is in. Knowledge of the sources of funds will illustrate the municipality's position more accurately, its ability to secure loans relative to its income and its borrowing capacity.

Growth rates, especially of indigents that have exceeded economic growth rates in the recent past. This plan is based on the premise that the Municipality's own revenues are a function of the economic activity and the population

The Municipality's efforts in promoting economic development and increasing the number of households that can afford and pay for services is therefore paramount in safeguarding and increasing revenues.

Liquidity position

Cash and cash management is vital for the financial sustainability and good management of the Municipality. In addition to holding a sufficient liquidity reserve to cover working capital and all regulatory provisions, the Municipality will strive towards achieving at least:

The current ratio, which expresses the current assets as a proportion to current liabilities. A current ratio in excess of two to (2:1) is considered to be very healthy

Debtor's turnover ratio, which have a great impact on the liquidity of the municipality. In this case the municipality will have to significantly reduce the period to recover outstanding debts. The reduction of the debtor turn over ration is critical to our improved liquidity. We aim and project to reduce the debtor's turnover ratio (with provisions for bad debt) to less than 50 days in

the short term 2019/20 financial year. Over the medium and long term the Municipality will attempt to decrease it to 45 days. The acceptable norm is 45 days

The collection rate, determines if the Municipality remains a going concern We need to turn the tide and realize an average of 95% collection rate over the medium to long term, whilst exploring other innovative ways to optimize our revenue sources such as, revising the current tariff structures to be cost-reflective:

- Charging other services that have been under-charged or not charged at all such as the usage of municipal facilities
- Investing in new revenue collection technologies such as pre-paid , automated meter management systems and other web based methods, management of losses (water and electricity) etc

Sustainability

- The Municipality will ensure that its operating budget is balanced and cash-funded, it will only allocate realistically collected revenue towards budgeted expenditure.
- Services will be provided at affordable service levels and the full costs of service delivery will be recovered. However, to ensure that poor households have access to basic services; these households will be subsidized through an indigent support subsidy.
- The operating budget will be prepared to generate reasonable and sustainable cash surpluses to assist with the funding of a Capital Replacement Reserve (“CRR”) to finance capex in future.
- The Municipality will endeavor that Net Financial Liabilities (total liabilities less current assets) as a percentage of Total Operating Revenue (capital items excluded) will be on acceptable target levels to ensure long-term financial sustainability

Financial Strategies Overview

The following set out general financial strategies that should guide the municipality, now and in future, in practicing sound financial management. In drafting these strategies, some general considerations need to be taken into account.

- Social responsibilities: All aspects of matters relating to financial matters will take cognizance of Council’s social responsibilities, including transformation and empowerment such as in

Council's Procurement policy.

- **Investor attraction:** Council's main aim is to create a revenue base through the attraction of investors to the Dr. JS Moroka Local Municipality. A very important aspect considered by investors in relocating to an area is the ability of the authorities to demonstrate financial discipline; this includes adherence to statutory requirements, timeous preparation and production of financial statements, adherence to generally accepted accounting practices, and unqualified audit reports. In order for the Finance department to deliver on these strategies, it is Council's intention to clearly define accounting policies and strategies.
- **Financial resources:** The main sources of revenue of the municipality are from grants, property rates, and municipal services such as sewerage, water and electricity. For the financing of Capital expenditure, external loans are envisaged, as well as Public/Private partnerships, whenever the opportunity arises.
- **Operational financing:** Council's policy is to fund operating expenses from normal revenue streams, with short term funding being used as a last resort. Council recognizes the need to maintain a positive cash flow at all times and will be investigating various avenues to improve cash flow. Strong positive cash flow will furthermore result in additional revenue in the form of interest earned.
- **Cost effectiveness:** In any organization, it is necessary to strive for cost effectiveness and municipalities are no different. It is Council's intention to pursue the shared services concept wherever possible. The sharing of services will enable the municipality to minimize total costs on these services.

Financial Strategy Framework

Dr. JS Moroka Local Municipality is a developing and growing municipality striving for service delivery excellence. Therefore many challenges are faced with regards to financial planning, and are ever changing due to the dynamic setting of Local Government.

The priority for the Municipality, from the financial perspective, is to ensure viability and sustainability of the Municipality. The Multi-year financial plan and related strategies will therefore need to address a number of key areas in order to achieve this priority. The key performance arrears required to achieve sound financial management and viability are reflected in the figure below:

Financial Management Strategies

The sustainability and financial wellbeing of the Municipality is linked directly to sound financial management. In this regard the Municipality will continuously:

- Maintain an effective system of expenditure control including procedures for the approval,

authorization and payment of funds;

- Preparation of a risk register and application of risk management and control
- Implement controls, procedures and policies to regulate fair, just and transparent transactions;
- Ensure training and development of Senior Financial employees to comply with the prescribed minimum competency level;
- Implementation of GRAP Standards as gazette by National Treasury
- Prepare Annual Financial Statements timeously and review performance and achievements for past financial years.

Asset Management Strategy

Municipality will ensure that its assets are properly accounted for and safeguarded. Leveraging on the municipal assets will drive the economic growth and sustainable development of the Municipality. In particular:

- The implementation and annual maintenance of an integrated asset management system. This programme will involve the investigation, identification and implementation of a suitable integrated asset management system, the maintenance of this system and the production of a complete asset register in terms of the GRAP 17 (property, plant and equipment), GRAP 102 (intangible assets) and any other GRAP Accounting Standards requirements
- Maintain a system of internal control of assets, and safeguard assets;
- Make budget provision for asset maintenance over their economic life span; and
- Ensure all assets owned and/or controlled by Dr JS Moroka Municipality are covered by Insurance. The review and update of asset and risk insurance procedures and the renewal of the insurance portfolio to cover all the assets. This programme will involve the identification of risks in conjunction with insurers and all heads of departments. It will also include the review of the existing insurance portfolio and the renewal of the insurance policy as per renewal terms.

Operational Financing Strategies

Operational efficiency will be improved by maximizing the collection rates, the following activities are crucial to achieve this strategy:

- Effective cash flow management to ensure continuously a sufficient and sustainable cash position;

- Enhance budgetary controls and financial reporting;
- Improve Supply Chain Management processes to be in line with regulations and legislation at all times; and
- Direct available financial resources towards meeting the projects as identified in the IDP.

Revenue Enhancement Strategy

Revenue enhancement and maintaining of existing revenue sources are essential for sustainable service delivery. Municipal budgets must be appropriately funded to ensure a financial going concern which is capable of providing and extending service delivery. The following actions are considered:

- Foster and enhance supplier relationship management with private and government accounts holders (debtors) and promote culture of payment with these institutions
- Invest surplus cash (including Grant monies) not immediately required at the best available interest rates in approved financial institutions as regulated by MFMA;
- Facilitating a transaction advisors to conduct feasibility study to arrange for public private partnership (PPP) for instance selling of land for commercial development
- Tighten Credit Control measures and Debt Collection targets
- Expanding revenue base through implementation of valuation roll, correcting and restructuring billing system to issue accurate statement of accounts to gain trust in our community, this will encourage consumer willingness to pay. And conduct supplementary valuation roll every year to update or cover the changes or any renovations and additions to properties on our general valuation roll
- Create an environment which enhances growth, development and service delivery, in pursuant of increment of government grants
- Targeting realistic revenue estimates and going back to basics to ensure MTREF are appropriately funded
- Formalisation of informal settlement, which will help the municipality to charge more consumers on property rates

Cost-effective Strategy

The Municipality will align the expenditure budget not only to anticipated revenue growth, but very specifically to anticipated cash collections in an attempt to generate both accounting and cash surpluses. Stringent expenditure management remains an important aim. The municipality will apply the following strategies:

- Strengthen the implementation of circular 82 on austerity measures
- Review all current contracts to determine which services may be insourced
- Put on hold all internal (council) funded projects until there are funds to unleash them
- Demand management to be implemented for all projects prior procurement
- Minimize all overtime and pre-approval should be requirement prior commencement
- To pay creditors within the prescribed 30 days lead time to avoid payment of interests leading wasteful expenditures

Capital Financing Strategy

The following are some of the more significant programmes that have been identified:

- The development and implementation of a debt capacity policy. This policy will take into consideration the down-grading of the country to junk status and ensure that any borrowings taken by the municipality will be done in a responsible manner and that the repayment and servicing of such debt will be affordable.

Policies to Support the Financial Management Strategy

The purpose of Financial Policies is to provide a sound environment to manage the financial affairs of Dr. JS Moroka Local Municipality. The following are key budget related policies:

Tariff Policy

The policy prescribes the procedures for calculating tariffs. This policy is required in terms of Section 74 of the Local Government Municipal Systems Act, Act 32 of 2000;

Rates Policy

The policy provides the framework for the determination of rates, and is required by the Municipal Property Rates Act, Act 6 of 2004;

Municipal Supply Chain Management Policy

This policy is developed in terms of Section 112 of the Municipal Finance Management Act, Act 56 of 2003. The principles of this policy is to give effect to a fair, equitable, transparent, competitive and cost effective system for the procurement of goods and services, the disposing of goods, and the selecting of contractors in the provision of Municipal Services.

Indigent Policy

To provide access to, as well as regulate free basic services to all indigents (Indigents being those households who are unable to access or pay for basic services due to various socio-economic factors).

Budget policy

This policy set out the principles which must be followed in preparing Medium Term Revenue and Expenditure Framework Budgets. It furthermore ensures that the Budgets reflect the strategic outcomes embodied in the IDP, and other related strategies.

Asset Management Policy

The objective of this policy is to prescribe the accounting as well as administrative procedures fixed assets, i.e. property, plant and equipment.

Credit Control and Debt Collection Policy

This policy provides for Credit Control and Debt Collection Procedures and mechanisms to ensure that all consumers pay for the services that are supplied to them.

6.8 Investment Policy

The purpose of this policy is to ensure that cash resources are managed in the most efficient and effective manner possible, and was compiled in accordance with the Municipal Invest Regulation

Revenue Framework and Strategy

In order to serve the Community and to render the services needed, revenue generation is fundamental to financial sustainability of every municipality.

The reality is that we are faced with developmental backlogs and poverty, challenging our revenue generation capacity. The requests always exceed the available funds. This aspect becomes more obvious when compiling the municipality's Annual Budgets.

Municipalities are obliged to table a balanced and credible Budget, based on realistic estimation of revenue that is consistent with their budgetary resources and collection level experienced. Cash flows are expected to remain under pressure for the 2019/20

Financial Year, due to the state of the South Africa's economy, and thus a conservative approach is followed to project expected revenues and cash receipts. The revenue strategy is a function of key components such as:

- Economic development and growth in Siyabuswa
- Ensuring ability to extend new services, and the recovery of costs thereof;
- Revenue enhancement;
- Achievement of above 90% collection level for consumer revenue;
- Electricity tariff increase within the NERSA (National Electrification Regulator of SA) approval
- National Treasury Guidelines; and
- Determining tariff escalation rate by establishing/calculating revenue requirements (i.e. to cover the envisaged expenditure.

Tariff setting

Dr. JS Moroka Local Municipality derives most of its revenue from the provision of services such as electricity, water, refuse removal, and sanitation. A considerable portion of the Revenue is also derived from Property Rates, as well as Government Grants, as well as other minor charges such as traffic fines.

As in the past, increase cost primarily driven by the Consumer Price Index (CPIX), dictates an increase in the tariffs charged to the consumers and the ratepayers. It therefore follows that all the tariffs will have to be increased by a percentage in line with the forecasted CPIX estimated at 5.2% for the 2019/20 Financial year, and respectively for the 2020/21 and 2021/22 year.

It is realized that the ability of the community to pay for services rendered is also under tremendous pressure and that the economic outlook for the near future requires everybody to make sacrifices.

By drastically increasing tariffs on essential commodities, more strain will be added for the already cash-stripped resident households, and an increase beyond the CPIX will only add to bad debt, and a decline in the cash flow.

Strategic financial management

Improve overall financial management of the municipality by developing and implementing appropriate sound and effective financial management controls in order to gain business

confidence for investors and sustainability. The management and the chief financial officer shall improve the audit opinion reflected in the table below:

Strategic Priorities	Baseline FY 2019/20	Timeframe			official
		FY 19/20	FY 20/21	FY 21/22	
Improve Financial Position of the municipality	Review & implement revenue enhancement strategy	Implement	Implement	Implement	CFO
Improve Audit Opinion	Qualified Audit Opinion for the past 4 years	Improve Audit opinion	Improve Audit opinion	Improve Audit opinion	MM CFO All Directors

Linking Budget with IDP

For any organization to succeed in the delivery of its mandate it must have the financial capacity to finance its development objectives. Municipalities are expected to prepare and table a budget which will give effect to its development mandate. Equally a municipality must maintain a fiscal discipline which will serve to ensure that the municipality becomes very stable in terms of its finances. The Mid Term Financial Performance report indicates that the financial performance of the municipality has been unfavorable. The municipality continues to rely on grant funding. Payments level was around 15% by January 2019 due to weak cost recovery systems. Summary of operating result as of February 2019, council ended with a surplus of R 56 712.00 for mid-term year budget performance and assessment ended 28 February 2019. The estimate budget for capital projects are reflected in the tables below:

	2018/19 ADJUSTED BUDGET	2019/2020 DRAFT BUDGET	2020/2021 BUDGET	2021/2022 BUDGET
WATER	70,875,041	54,837,500	58,372,325	63,563,931
SANITATION	18,300,901	24,000,000	25,200,000	26,964,000
FACILITIES	8,052,612	17,850,000	18,742,500	20,054,475
WASTE	-	4,462,500	4,685,625	5,013,619

FINAL IDP REVIEW 2019/2020 FY

ROADS & STORMWATER	42,162,446	17,850,000	18,742,500	20,054,475
TOTAL	139,391,000	119,000,000	125,742,950	135,650,500

ROADS AND STORMWATER CAPITAL PROJECTS

Project Name, Programme & Activity	Ward	Location	Key Performance Indicator	Medium Term Budget Framework (Achievable at end of the year: 19/20) – 20/22 (000)		
				2019/20	2020/21	2021/22
Upgrading of Roads and Stormwater Drainage System in Seabe (Itsoseng)	25	Seabe	Number of Kms of Roads constructed	R5 000 000	R11 500 000	R11 500 000
Construction of Roads and Stormwater Drainage Siyabuswa B	5	Siyabuswa B	Number of Kms of Roads constructed	R7 000 000	R11 032 495.95	R11 032 495.95
Construction of Katjibane Bus and Taxi Route	27	Katjibane	Number of Kms of Roads constructed	R12 000 000	R6 000 000	R12 429 000
Construction of Bus and taxi Route at Nokaneng	28	Nokaneng	Number of Kms of Roads constructed	R11 500 000	R6 500 000	R6 500 000
Construction of Bus and taxi Route at Digwale	15	Digwale	Number of Kms of Roads constructed	R3 897 500	R9 000 000	R9 000 000
Upgrading of Ga-Morwe Bus and taxi Route	9/10	Ga-Morwe	Number of Kms of Roads constructed	R6 690 000	R0.00	R0.00
Upgrading of Ga-Phaahla Bus and Taxi Route	1	Ga-Phaahla	Number of Kms of Roads constructed	R10 000 000	R3 763 864	R3 763 864
Upgrading of Masobye (Trust Section) Bus and taxi route	31	Masobye	Number of Kms of stormwater constructed	R3 700 000	R6 500 000	R6 500 000
Upgrading of Kabenziwa Road Bus and Taxi Route	3	Siyabuswa A	Number of Kms of Roads constructed	R3 000 000	R3 763 864	R3 763 864

ROADS AND STORMWATER CAPITAL PROJECTS

Project Name, Programme & Activity	Ward	Location	Key Performance Indicator	Medium Term Budget Framework (Achievable at end of the year: 19/20 – 20/22 (000))		
Construction of Bus and taxi Route at Ukukhanya	19	Ukukhanya	Number of Kms of Roads constructed	R3 793 750	R9 000 000	R9 000 000
Upgrading of Siyabuswa A Bus and Taxi Route	4	Siyabuswa A	Number of Kms of Roads constructed	R3 618 750	R9 000 000	R9 000 000
Upgrading of Ga-Maria Bus and taxi Route	22	Ga-Maria	Number of Kms of Roads constructed	R3 000 000	R9 000 000	R9 000 000
Upgrading of Lefiso Bus and taxi Route	22	Lefiso	Number of Kms of Roads constructed	R10 000 000	R9 000 000	R9 000 000
Upgrading of Marapyane Bus and taxi Route	23	Marapyane	Number of Kms of Roads constructed	R6 000 000	R8 000 000	R8 000 000
Upgrading of Watervaal Bus and taxi Route (Cemetery road)	10	Watervaal	Number of Kms of Roads constructed	R8 000 000	R7 000 000	R7 000 000
Upgrading of Matshiding Bus and taxi Route	12	Matshiding	Number of Kms of Roads constructed	R6 000 000	R10 000 000	R10 000 000
Upgrading of Skimming Bus and Taxi route	13	Skimming	Number of Kms of stormwater constructed	R3 200 000	R0	R0
Upgrading of Stormwater Control in Siyabuswa	4	Siyabuswa (Engen junction)	Number of Kms of stormwater constructed	R2 000 000	R0	R0
Totals				R108 400 000	R119 060 224	R125 489 224

SANITATION CAPITAL PROJECTS

Project Name, Programme & Activity	Ward	Location	Key Performance Indicator	Medium Term Budget Framework (Achievable at end of the year: 19/20) – 20/22 (000)		
Provision of CWB Toilets	4	Mashadi	Number of CWB Toilets Constructed	R600 000	R630 000	R630 000
Provision of CWB Toilets	2	Makopanong	Number of CWB Toilets Constructed	R1 000 000	R1 000 000	R1 000 000
Provision of CWB Toilets	14	Maphotla	Number of CWB Toilets Constructed	R1 000 000	R1 000 000	R1 000 000
Provision of CWB Toilets	19	Ukukhanya	Number of CWB Toilets Constructed	R1 000 000	R1 200 000	R1 200 000
Provision of CWB Toilets	24	Marapyane	Number of CWB Toilets Constructed	R1 000 000	R1 200 000	R1 200 000
Provision of CWB Toilets	26	Loding, Sehoko, Semohlase, Moletji, Ramantsbo	Number of CWB Toilets Constructed	R1 000 000	R1 200 000	R1 200 000
Provision of CWB Toilets	27	Leseleseleng	Number of CWB Toilets Constructed	R1 000 000	R1 200 000	R1 200 000
Provision of CWB Toilets	29/30	Phake	Number of CWB Toilets Constructed	R2 000 000	R1 639 640	R1 639 640
Provision of CWB Toilets	31	Masobye	Number of CWB Toilets Constructed	R1 000 000	R1 995 000	R1 995 000
Totals				R9 600 000	R11 064 640	R11 064 640

WASTE MANAGEMENT CAPITAL PROJECTS

Project Name, Programme & Activity	Ward	Location	Key Performance Indicator	Medium Term Budget Framework (Achievable at end of the year: 19/20) – 20/22 (000)			
Mamethlake Landfill site	28/29	Mamethlake	Landfill designed	Mamethlake landfill site designed	R1 000 000	R6 000 000	R 10 000 000
Totals					R1 000 000	R6 000 000	R10 000 000



Economic Analysis

Local Economic Development

Local Economic Development (LED) is an approach which involves the participation of all role-players this includes inter alia, government, the private sector and local communities to work together to stimulate economic growth within a specific locality. The main objective of LED in the Dr JS Moroka Local Municipality is to ensure sustainable (rural) economic growth within the municipality. In order to achieve this objective the Nkangala District Municipality provided a support to review and develop the LED strategy for Dr JS MLM.

RSA Constitution, Act 108 of 1996	4th Industrial Revolution	Provincial Growth and Development strategy (Objectives)
Sections 152 (c) and 153 (a) of the South African Constitution mandates Local Government to “promote social and economic development” as well as “to structure and manage its administration and budgeting and planning processes to give priority	<p>The fourth industrial revolution, a term coined by Klaus Schwab, founder and executive chairman of the World Economic Forum, describes a world where individuals move between digital domains and offline reality with the use of connected technology to enable and manage their lives.</p> <p>The first industrial revolution changed our lives and economy from an agrarian and handicraft economy to one dominated by industry and machine manufacturing. Oil and electricity facilitated mass production in the second industrial revolution. In the third industrial revolution, information technology was used to automate production. Although each</p>	<ul style="list-style-type: none"> • To redress the injustices created by apartheid which marginalized non-whites from economic mainstream • To grow the Economy of the Province • To bridge the gap that creates economic dualism • To balance growth and development • To improve socio economic conditions of people of Mpumalanga • To accelerate the shift from mineral based to knowledge economy

<p>to the basic needs of the community, and to promote the social and economic development of the community.”</p>	<p>industrial revolution is often considered a separate event, together they can be better understood as a series of events building upon innovations of the previous revolution and leading to more advanced forms of production.</p> <p>Now a Fourth Industrial Revolution is building on the Third, the digital revolution that has been occurring since the middle of the last century. It is characterized by a fusion of technologies that is blurring the lines between the physical, digital, and biological spheres.</p> <p>Leading researchers argue that the fourth industrial revolution will shape the future through its impacts on government and business. People have no control over either technology or the disruption that comes with the fourth industrial revolution. However, we can predict the opportunities that comes with the fourth industrial revolution:</p> <ul style="list-style-type: none"> • Lower barriers between inventors and markets, • More active role for the artificial intelligence (AI), • Integration of different technics and domains (fusion), improved quality of our lives (robotics) and • The connected life (Internet) 	<p>Pillars</p> <ul style="list-style-type: none"> • Job creation • Inclusive and shared growth of a diversified economy • Spatial distribution • Integration of regional economies • Sustainable human development • Environmental sustainability
---	---	--

Economic Development Indicators

	Community Development	Local Economic Development (LED)	Community Economic Development
Market Orientation	No Market orientation-social orientation in marginalised communities	First economy orientation (e.g. mainstream, formal markets)	Second economy orientation(e.g. isolated, marginalised & informal markets)
Project ownership	Ownership lies with the founder of the project (e.g. private, state donor, service provider)	Ownership lies with individual businesses that are beneficiaries for the project & with government body applying funds to the project (e.g. Local Government)	Ownership lies with the community with mobilisation through partnerships with NPOs and government bodies)
	Infrastructure and capacity building (e.g. skills development and basic infrastructural development	Increase competitiveness of and support business environment within the local economy	Increase retention and reinvestment in the local market and to transition and transform second economy with the first.

National Development Plan – 2030 (2010)

South Africa's first National Planning Commission was set by President Jacob Zuma and inaugurated in May 2010. The objective posed to the National Planning Commission was to take an independent view of South Africa, and from that, derive a Vision and a Plan that is focused on enabling a much better quality of life for all South Africans by 2030. The NDP has identified nine specific and predominant challenges;

The strategic objectives may be summarized as follows:

- Attempt, as far as possible, to reduce economic disparities between regions, address the needs of both the first and second economies, and narrow the gap between them.
- Pay particular attention to the needs of those regions which are lagging behind the national norms.
- Enhance current regional strengths and lead sectors of the economy.
- Promote sustainable economic growth and employment in provinces and municipalities.

- Build regional competitive capabilities and firm-level support measures.
- Enhance regional performance in attracting foreign direct investment.

Nkangala District Municipality LED Strategy, 2015

The principal goal of this Strategy is to improve the quality of life in the district through pro-poor economic growth that creates high quality jobs, generates wealth and investment, and helps ensure the district's long term fiscal health. The proposed strategic direction and actions will enhance the competitive advantage of individuals, households, business and the district as whole in an ever changing global economic landscape.

Nkangala District Municipality Spatial Development Framework, 2015

The NDM SDF provides the spatial framework for development in the District. The objectives of the SDF are as follows:

- Manage and use the district's natural and build environment in a sustainable manner
- Accommodate and promote sustainable economic development
- Ensure sustainable human settlements
- Ensure accessibility through the promotion and support of a multi-modal transportation system and network
- Promote and support viable and efficient infrastructure provision and management

In achieving these objectives, strategies were determined. These are:

- To consolidate the development in peri-urban development areas
- To enhance the development potential in the urban development areas
- To promote rural development
- To manage and protect district level open spaces and conservation areas

Nkangala Agri-Park Master Plan

The goal of the project is to develop a Master Agri-Park Business Plan that aligns with the Agri-Park Model that was developed by the Department of Rural Development and Land Reform and the dominant Commodity Value Chains within the District

- To identify the existing agro-processing facilities and farmers within each district municipality and to establish possible linkages.
- To identify three possible agro-processing business opportunities for each Agri-Park.

- To develop an institutional/operational plan for each Agri-Park that indicated how existing farmers will be linked with the Agri-park.
- Review all existing documentation, maps and information.
- To work with the representative of the districts and the CSIR.
- SWOT analysis that includes a legal, environmental, financial and technical analysis.
- Identify current agro-processing initiatives and possible synergies, linkages, and opportunities to buy into existing businesses.
- Do a financial analysis of the proposed agro-business opportunities.
- To conduct a feasibility and viability assessment of the proposed agro-processing facilities.
- Develop an operational plan for the business park.
- Determine the costing of the Agri-park.
- The Agri-Park must maximize the use of existing agro-processing, bulk and logistics infrastructure, including the availability of water, energy and roads.
- The Agri-Park must support growing towns and revitalisation of rural towns in terms of high economic growth, high population growth, and promote rural urban linkages

Challenges to Local economic development

- The scarcity of land for agricultural activities poses a serious threat to the future of emerging farmers and food security.
- Lack of implementation of LED projects due financial constrain
- Land claims and state land which are not yet release
- Water shortage is a critical challenge for local farmers

Structures that represents SMMEs, NGOs, Cooperatives and other external stakeholders within the Municipality

- **LED Forum** which was launched in 2017 and seats once in quarter 4 times a years, chairperson is the Executive mayor and Mr Mashiloane their both co-sharing the forum
 - The forum is constituted by all stakeholders e.g government departments, business forums, NGOs, NPOs, Mines ect

- **LTO** is the other platform for external stakeholder within the municipality that's addresses issues of Tourism development within Dr JS Moroka Municipality
 - Local Tourism Organization also form part of the Nkangala Region Tourism Organising
- **Mining forum** it's also a platform for local people to address issues of Local Economic Development and SLP matters
- **Cooperative committee** gives opportunity to local farmers, SMMEs, manufacturing coops to meet and exchange ideas.
- **Business Forum** looks after the interest of all the businesses within the municipality e.g how SMMEs benefits within the Municipality and private sector.

The municipality is also working with SEDA, Mines, DEDET, and Department of Agriculture, SANRAL for SMMEs and Cooperative development and addressing unemployment facing by the municipality

LED Projects

Community Works Programme (CWP)

- The CWP is an opportunity for unemployed and destitute families who are actively looking for employment, and poverty alleviation opportunities. The programme is implemented by COGTA, and it has given opportunity to 1572 people. The programme also offers skills development to the beneficiaries.
- The programme was introduced in 2010 and it's currently covering 20 Wards within the Municipality.
- The current budget R18 279, 080 for stipends, skills development and equipment's.

Expanded Public Works Programme

- The EPWP is nationwide programme covering all spheres of government , within the Municipality we have EPWP unit that handles all matters of EPWP

SMMEs development

- The programme is been offered by DTI, NDM and Department of Economic Development.
- SANRAL offers opportunities to SMMEs in a form of skill development and training were needed.

SANRAL Projects

- Construction and Maintenance of R573 Road
- Skills development and SMMEs support through PLC

SLP Projects

- SMMEs development
- Skills development
- Social cohesion

Long- term proposed investment plan

- The municipality is a process of formulating investment strategy which will incorporate LED strategy and unlock potential investors and create conducive economy, job opportunities and attract private investment.
- Municipality has reviewed approved and adopted its five year LED strategy with resolution no **R140.06.2017ND** it was done with the assistant of NDM

Sector and Opportunity Analysis

Dr JS Moroka local Municipality ability to develop the local economy and improve the socio-economic conditions of residents within the municipality.

Economic Sectors

Agriculture

The agricultural sector was estimated to have contributed approximately 1.7% to the total GVA for Dr JS Moroka Local Municipality whilst contributing 4.0% to the total formal employment for the local municipality. This was mainly attributed to the fact that many of the residents in Dr JS Moroka Local Municipality view agriculture as one of the main economic sector in the local municipality, although majority famers are subsistence farmers and small scale farmers. This means that whilst visually or on the ground agriculture may appear to be significant, the monetary contribution made by this sector has been less significant. It should also be noted that the necessary enabling environment to support agricultural activities such as an abattoir, crop faming, etc are not found within the boundaries of the Dr. JS Moroka Local Municipality. However project such as Fresh produce market, Agri-hub and Agri-Park will go long in addressing the backlog in Agri sector of Dr JS Moroka Local Municipality.

Manufacturing

The manufacturing sector within the Dr JSMLM is estimated to have contributed only 5.0% towards Dr JS Moroka LM's GDP and 4.0% towards total employment. Given the high level of potential for mining within the local municipality and the number of products required by this sector, it is disappointing to note that the manufacturing sector contributes insignificantly towards the local economy. The opportunity exist to explore the sector and maximise on job opportunities in order to reduce unemployment experienced by young people of Dr JS MLM.

Construction

The construction sector contributed approximately 10.0% towards the local economy and 4. % towards the local employment within Dr JS Moroka LM. The construction sector experienced significant economic growth within the local municipality given the fact that the local municipality experienced significant infrastructural spending, support by the infrastructure projects from Nkangala District Municipality including Expanded Public Works Programmes.

Trade

The trade sector for the Dr JS Moroka LM contributed approximately 23.4% towards the local economy and 17.8% towards total employment within the local municipality. This sector has experience a decline in comparing with 2011 survey wherein the trade sector experience 27.7% growth. The trade sector is a demand derived sector and is influenced mainly by the levels of income of households as well as the success of other economic sectors within the local economy

Transport and Communication

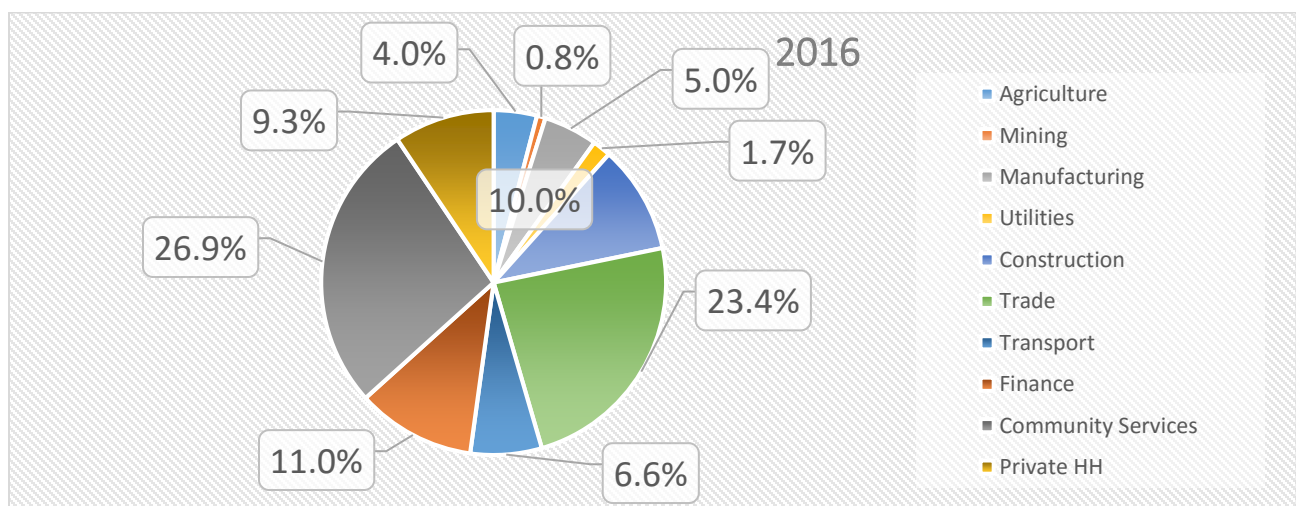
The transport sector contributed an estimated 6.6% towards the local economy whilst contributing only 1.3% towards total employment within the local municipality. This sector has seen significant increases within this sector over the 2011– 2016 period. Besides transportation, communication is also a very important component to enable economic development within the Dr JS Moroka LM. It is believed that most areas have access to communication. The 2017 project of laying of high capacity cables to increase the internet capacity will go long way in addressing communication challenges experience in the ICT sector.

Finance

The finance sector plays a significant role within the local municipality as it contributes an estimated 11.0% towards the local economy and 7.4% towards total employment within the local municipality.

Community Service

The services sector contributed most significantly towards the local municipality GVA and employment with 26.6%. Majority of population in Dr. JS Moroka Local municipality are employed by government either National, Provincial or Local government.



Source: 2016 Community Survey

Tourism

The tourism sector in the Dr JS Moroka Local Municipality is not completely developed. It is also a home of Dr Esther Mahlangu who is world known for her Ndebele Art painting and craft. From Mkhomo and Mdala feasibility study and Mdala Integrated Master Plan which was developed by IDC and Mpumalanga Tourism and Parks – the focus is only on Mkhombo and Mdala Nature Reserves notwithstanding the fact that Dr JS Moroka Local Municipality has abundant cultural heritage, artifacts and history that can be shared with the outside world. Whilst the tourism facilities in Dr. JS Moroka Local Municipality are limited and it should be noted that the local municipality presents beautiful landscape to established facilities such as Game parks and

recreational amenities that can be used as a leverage to further develop the tourism facilities in Dr JS Moroka Local Municipality.

Dr JS Moroka Local Municipality had a total tourism spending of R 134 million in 2014 with an average annual growth rate of 3.6% since 2004 (R 94.6 million). Nkangala District Municipality had a total tourism spending of R 3.81 billion in 2014 and an average annual growth rate of 11.5% over the period. Total spending in Mpumalanga Province increased from R 7.21 billion in 2004 to R 19.2 billion in 2014 at an average annual rate of 10.3%. South Africa as whole had an average annual rate of 8.6% and increased from R 105 billion in 2004 to R 239 billion in 2014.

Given the existence of a number of well-established tourism facilities in areas surrounding the Dr JS Moroka LM, it is believed that the potential markets that the Dr JS Moroka LM should focus upon are:

- Business tourism
- Gateway development
- Historical and cultural tourism
- Domestic tourism (middle to low income domestic tourists)

Summary of opportunities identified for the tourism sector

- Investigate the feasibility of routes and anchor projects identified previously
- Promote and support arts and culture
- Establish franchise programme
- Improve information dissemination
- Recreational Park
- Tap into domestic market
- Develop breakaway packages
- Establish tourism facilities along the Moloto Corridor
- Assist in grading tourism facilities
- Increase prominence of mining tours
- Decrease regulatory constraints on tourism development where possible
- Venues for events
- Marketing and promoting real villages as tourism attractions
- Optimise usage of stadiums.

National, Provincial and district alignment	Baseline	Performance Objective	strategies	Proposed project and activities
Skills development to empower previously disadvantaged local community	Revamp industrial park with the assistance of MEGA	To develop and create conducive environment for economic growth	Revamp existing industrial parks and developing skills to manage and market it	Monitor the rehabilitation process
SMMES development Provide comprehensive support to cooperative and SMMES	Job opportunities	To develop and create conducive environment for economic growth	Develop strong SMMES sector	Monitor the implementation of all SLP from mines and SANRAL PLC guideline
Strengthen local economies, create jobs and promote placements	Municipal has MOU with SEDA, ABSA, Sepfluor mine, and working relationship with DEDT, NYDA, Vergenoeg mine, department of Agriculture and other stakeholders	To develop and create conducive environment for economic growth	Facilitate investment in our various nodal points	Facilitate the development of emerging farmers
Programme of the National provincial and Local government in order to promote job creation	Mpumalanga vision 2030 formulated a development rationale for future economic growth revolving around key drivers	To develop and create conducive environment for economic growth	Promote agriculture within the municipality	Facilitate implementation of community works programme and EPWP
Implement enterprise development in partnership with private sector		To develop and create conducive environment for economic growth	Promote	Facilitate the development of academy with existing FETs and Universities
Support to emerging and existing SMMES and cooperatives in order to contribute to job creation		To develop and create conducive environment for economic growth	Market Agri hub and cooperatives	Partner sector departments and development agencies to improve the capacity of SMMES Business development show
Upgrade tourism infrastructure and route	Enterprise development	To develop and create conducive environment for economic growth	Promote strong tourism sector	Work with MTPA, DEDT, LTO to promote local tourism products
Establish strong Agriculture	Market local products Promote strong tourism sector,	To develop and create conducive environment for economic growth	Use the Agri-hub to market local farmers	Promote agriculture with Department of Agriculture and mines
Biogas	Green energy	To develop and create conducive environment for economic growth	Create strong SMMES sector	Municipality has MOU with Ibert for build construction of Biogas plant

Current Back-locks

Ward	Location	Identified Project	Priority
3	Siyabuswa	Support farmers with resources	3
		Availability of land for agriculture	
		Building accommodation for tourist	5
		Industrialization	1
		Fund co-operatives and skill development	4
4	Part of Makopanong & Siyabuswa	Policies for co-operatives and funding	3
		Youth& woman in business programme,	5
6	Mogononong ,Mabuyeni , Siyabuswa C	Establishment of co-operatives	3
		Establishment of poultry farm ,Grazing land	5
		Establishment of business sites	2
7	Thabana	Training of co-operatives	1
8	Mrhetjha ,Mabhadu, Mgababa ,Mthambothini,Mrhawini	Fences for forestry	5
9	Part of Ga-Morwe	Fully functional co-operative	1
		Farming	5
10	Meetsemadiba, Part of Ga-Morwe	Agriculture(land availability for)	5
11	Ga-Makola ,Part of Meetsemadiba	Tractor and seeds for ploughing	4
		CRDP programme, train the tractors to cultivate and supply of seeds	3
		Information centre with tourism information including maps and tourism signage	4
		Workshop	2
		Training of co-operative ,Skills development	3
		Monitoring of co-operatives	
14	Maphotla		
		Distribution of Agriculture programmes e.g. tractors, seeds	1
		Agriculture workshop for development of SMMEs	2

		Resuscitate Maphotla small industrial	1
15	Molapoamogale	DC-Bushing Masibuye Emasimini	2
	Digwale	Masibuye Emasimini programmes fencing	1
	Molapoamogale, Digwale	Funding training on SMME	1
	Molapoamogale, Digwale	Tourism awareness	1
	Molapoamogale	Industries	2
16	Part of Libangeni	Grazing camp fencing	4
		SMME Training	5
		Signage	2
		Training	2
		Revamp of small industrial sites	3
17	Part of Libangeni, Mbhongo	Agriculture	3
		SMME development	2
		Tourism	1
		Cooperatives	3
		Manufacturing	3
18	Maphanga	Workshop for agriculture programme	1
		Maphanga business forum	1
		Maphanga tourism forum and project office	4
		Registration and funding	2
		Training and funding and registration	2
19	Ukukhanya Moripe, Madubaduba	Operation of tractors	2
	Makometsane, Ukukhanya, Moripe	SMME Development	2
	Madubaduba, Makometsane, Ukukhanya, Moripe	Development of Mkhombo	2
20	Senotlelo	De bushing, grazing and fencing	1
		Shelter, market stalls and skills	2
		CWP projects	
		Training, skills and funds	3
		Broilers, bricks PVC	3
21	Kabete, Ramonanabela, Part of Lefisoane	Tourism officers at Mkhombo dam	5
		Tractors, seeds, allocating space for farming	1

	Kabete, Ramonanabela	Poultry farming	2
	Part of Lefisoane	Farming	1
	Kabete	SMME Training	2
	Ramonanabela	Small industries	4
	Kabete, part of Lefisoane	Tourism centre	5
	Ramonanabela, part of Lefisoane	Brick making project	5
22	Part of Lefisoane, Lefiso, Ditlhokwe, Ditlhagane	Masibuyele Emasimini be intensified	2
		Cultural Villages	2
		Workshop registered Cooperatives	2
23	Part of Marapyane	Masibuyele Emasimini programme monitoring	5
		Building of market stalls for business	5
		Preservation of our cultural sites	5
		Workshops on how to get funding	5
		Building of small holding	5
		Debussing of trees	5
24	Part of Marapyane, Part of Seabe, Mmaduma	Masibuyele Emasimini	2
		Co-operative SMME	2
		Tourism site establishment	2
		Training and support	2
	Part of Marapyane, Part of Seabe, Mmaduma	Brick making ,Steel works	2
25	Part of Seabe ,Part Nokaneng	Debushing	2
		Fencing of farms	3
		Financial support, training and skill development	3
		Assistance with Registration : cooperatives	1
		Bricks making project	1
26	Loding, Sehoko	Business stalls , livestock pounding centre	1
	Moletji	Goat farming	1
	Ramantsho/ Sehoko	BEE- farming, Gardening	3
	Loding ,Sehoko, Moletji ,Ramantsho	Small industries	3

	Part of Nokaneng		
	Loding, Sehoko	Heritage site	3
	Ramantsho, Sehoko and part of Nokaneng	Game-parks Guest houses and lodge	2
	Loding ,Sehoko, Moletji ,Ramantsho Part of Nokaneng	Invite department like DEDET and SETA to assist	1
	Loding ,Sehoko, Moletji	Clay calabashes factory Wood furniture, cane future	2
27	Katjibane(1)	Masibuyele Emasimini	1
	Leseleseleng(2)		2
	Phomolong (4)		4
	Dark city (5)		5
	Chris Hani (3)		3
	Katjibane(2)	Satellite office	2
	Leseleseleng(1)		1
	Phomolong (3)		3
	Dark city (4)		4
	Chris Hani (5)		5
	Katjibane	Tourism sites need be marketed and developed	2
		Assistant with establishment of cooperative	2
		Factories to be established	2
28	Part of Mmametlhake, Magareng, Dierefeng, Part of Nokaneng	Agricultural processing, supply of people with tractors, supply implements, irrigation system and seeds. Manufacturing of bricks, door and window frame for PHP houses	1
	Part of Mmametlhake, Magareng Dierefeng ,Part of Nokaneng	Capacitate SEMMEs in the ward, funding and infrastructure development for ward 28.	1
	Part of Mmametlhake	SMME training	1
	Part of Phake Ratlhagane		
	Part of Mmametlhake	Signage	1
	Part of Phake Ratlhagane		

	Part of Mmametlhake, Part of Phake Ratlhagane	Registrations	1
29	Part of Mmametlhake	SMME training	1
	Part of Phake Ratlhagane		1
	Part of Mmametlhake	Signage	1
	Part of Mmametlhake, Part of Phake Ratlhagane	Registrations	1
		Grazing and ploughing	1
		Training on funding and registration	1
		Funding of small business	1
		Tourism centre	1
30		Registration and funding	1
	Phake Rankaile (1)	Grazing and ploughing Training on funding and registration. Funding of small business	1
	Phake Rebone (1)		1
	Phake Mantlole (1)		1
	Phake Thabeng (1)		1
	Part of Ratlhagane (1)		
	Phake Rankaile, Phake Rebone, Phake Mantlole Phake Thabeng, Part of Ratlhagane	Tourism centre	1
	Phake Rankail, Phake Rebone, Phake Mantlole Phake Thabeng, Part of Ratlhagane, Phake Rankaile	Registration and funding	1
31	Masobe	Windmills for livestock at grazing camps and learnerships for local youth. assistance for cooperatives to access land and get seeds to kick start their small farms	3
		training and learnerships needed so youth can access fields like upholstery, carpentry, plumbing etc	3
		workshops on how to access funding and training to start their business	4
		learnerships as well as workshops for existing companies and cooperatives	2

Road Infrastructure

Introduction

Roads Infrastructure is an essential prerequisite of social and economic growth in any country as it serves as a mode of travel between any two destinations, The main modes of travel within the jurisdiction of Dr J.S Moroka local municipality which can accelerate the aforementioned factors are R568 (Kwa-Mhlanga to Mkhombo dam road) and R573 (Moloto road) which link DRJSMLM to two provinces namely Gauteng and Limpopo, the road is currently being upgraded by the South African National Roads Agency Limited (SANRAL) as it best known for its high accidents rate.

The municipality considers the ITP (Integrated Transport Plan) which was prepared in terms of the provisions of the National Land Transport Act (NLTA) Act5 of 2009, for a period of five years 2014/15 to 2018/2019. The ITP serves to provide overall guidance on transport service delivery in the municipality through identifying gaps in the transport systems and formulating systematic interventions to address the gaps. The ITP will also provide the transport-related inputs into the municipality's Integrated Development Plan (IDP) which is the primary planning and budgeting tool to realize the municipality's vision.

Background

There is currently no road network asset management system in the municipality, which is essential for guiding the municipality on the prioritization of road network development and maintenance. The road network asset management system would also help to ensure efficient use of resources, especially in the case of the Dr JS Moroka municipality where resource limitations are one of the primary concerns. In the absence of a road network asset management system, therefore, the municipality does not have a systematic method to help to develop and maintain its road network.

The Municipality has a total length of approximately 2720Km of internal gravel roads. 125 km is bus and taxi roads which belong to the municipality and 85km belongs to the Department of Public Works Roads & Transport (DPWRT). Approximately 500Km is maintained annually (Includes Gravelling and Blading). The municipality is however unable to maintain all of its gravel roads due to insufficient resources.

102.4 km of the total 210 km of bus and taxi road is paved which leaves 51.2% backlog. The Municipality has thus far been able to increase number of paved bus and taxi routes from 36% to 48.8% since 2011 which is 12.8% backlog reduction to-date. Total surfaced road inclusive of bus routes and other internal roads stands at 189.1 Km. Contributing factors in terms of backlog include inter alia projects implemented till 2017/18 financial year in the following villages most of which have their first phases complete while others have a full project completed:

- Marapyane bus and taxi route
- Marapyane Clinic route (First phase)
- Katjibane bus and taxi route
- Makometsane
- Siyabuswa C
- Maphotla

The following projects are anticipated to be implemented within the 5 year period ending in 2020/21:

- Upgrading of Lefisoane bus and taxi routes
- Upgrading of Masobe internal route
- Upgrading of Digwale bus and taxi routes
- Upgrading of Maphanga internal route
- Construction of pedestrian walk at Mogononong bridge
- Rehabilitation of a river bridge at Ga-Makola
- Upgrading of Ramonanabela internal route
- Upgrading of Leseleseleng Bus route


The maintenance of roads and storm-water infrastructures is necessary in order to facilitate economic growth, social development, promote traffic safety, improve traffic flow and alleviate/minimize the extent of the damage that is normally caused by heavy rain especially in the summer and spring season.

Maintenance of surfaced roads is done through internal municipal resource by patching of potholes and manual booming. A network of stone pitched, concrete and earth channels are mostly situated in Mbibane and Mdutjana unit area since the areas are sloppy while Mathanjana

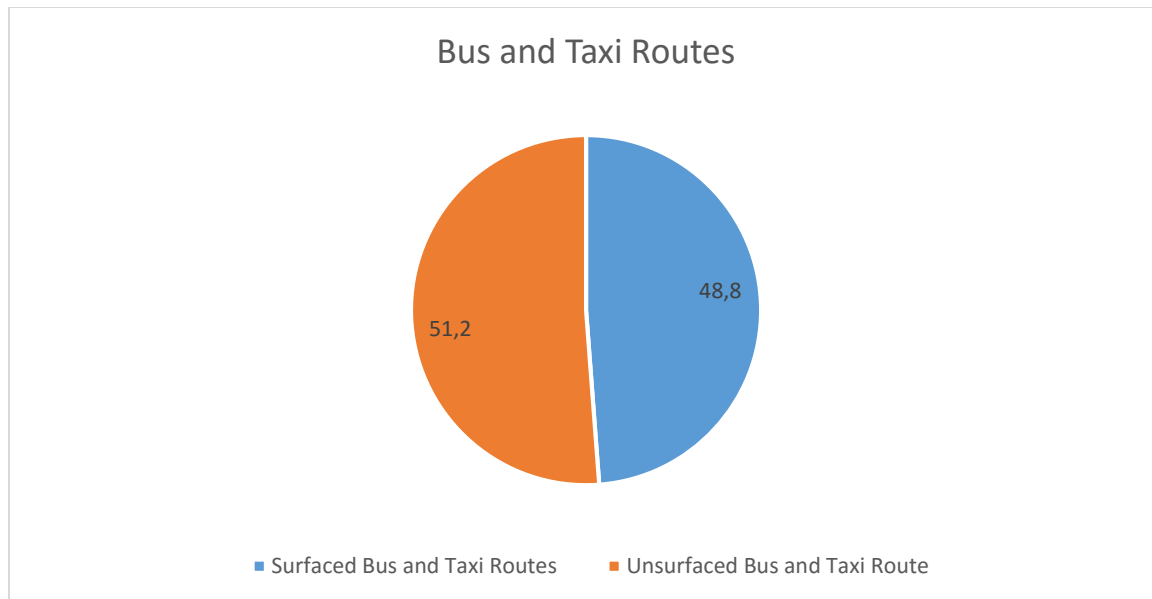
unit area is mostly flat; soil types within each magisterial unit take precedence. These infrastructures are maintained through municipal general workers who still need to be beefed up. Training and skills transfers are required to effectively maintain the municipal roads and stormwater infrastructure.

Surfaced Municipal Routes	Unsurfaced Municipal Routes	Total Municipal Network
189.1 km	2530.9 km	2720 km
7%	93%	100%

Surfaced Bus and Taxi routes	Unsurfaced Bus and Taxi routes	Total Bus and Taxi routes
102.4 km	107.6 km	210 km
48.8%	51.2%	100%



Source::



Source:

District and Provincial Roads

District and Provincial roads are those roads that fall under the jurisdiction of the Mpumalanga Provincial Department of Roads, Transport and Public Works ("the Department"). The Department is therefore expected to undertake all roads related construction and routine maintenance on these roads. Some of these roads are regarded as linking roads that are so critical that they require undivided attention. These include inter alia the following:

- Ga-Morwe to Makometsane
- Ramokgeletsane to Senotlelo
- Nokaneng to Katjibane connecting Chester(Limpopo)
- Seabe connecting Bingley (Limpopo)
- Marapyane connecting Tuinplaas (Limpopo)
- Ramokgeletsane connecting Matlerekeng (Limpopo)
- Senotlelo to Lefisoane
- Mamethlake connecting Rusteënter (Gauteng)

The Municipality has constantly engaged the Department of Public Works and Transport on these roads about their urgent need for upgrading to surface. The challenge remains in the borders of

the neighbouring province which need engagement with the Limpopo province (Seabe to Bingley, Katjibane to Chester, Mametlhake to Rust de Venter and Marapyane to Tuinplaas).

The Municipality has approached the Public Works to partner with a view to reduce the roads backlog, by combining resources to gradually move away from road re-gravelling to road surfacing and also assist each other with potholes patching and roads gravelling. The combination of resources has managed the municipality to upgrade 300m, 600 m and 1km of gravel roads at Libangeni, Loding and Marapyane respectively.

Storm-water Drainage Systems and Sub-Surface Water

Storm water management in the Dr JS Moroka municipality is largely inadequate. While some provincial roads are equipped with storm-water drainage system, this is not the case for most of the road network in Dr JS Moroka. This has over time led to the erosion of the road shoulders and reduction of the life span of the roads. The storm-water drainage system, where available within the villages, are substandard. This is especially evident during rainy seasons wherein the municipality experience water pools in many parts of the municipality, and in turn impeding travel.

Over and above, the Municipality has a responsibility to maintain storm water channels and eradicate sub-surface water affecting residents in a negative way. There has been tremendous challenge in roads with regard to underground water control and eradication which was completed in some villages either in full or in part.

Though the division assists villages which are affected by sub surface water year after year, it has since been established that there is more work to be done in this regard as more residents start to report the problem having seen the success of its remedy by the division.

There is a need to have a proper network to link the storm-water channels to the streams. A detailed **storm-water master plan** need to be compiled to enable the municipality to plan accordingly and realistically.

Some of the under mentioned villages have been assisted partially and still need to be attended to eradicate sub surface water completely.

Underground water

- Makopanong
- Ramokgeletsane
- Maphotla
- Mbhongo
- Mthambothini.
- Gamorwe
- Ga-Phahla

The following Villages have been identified as having storm water drainage systems challenges and thus needing critical and urgent attention:

Storm-water

- Seabe
- Mmaduma
- Matshiding
- Leseleseleng
- Siyabuswa B, C&D
- Ga Morwe
- Loding

There is also a necessity of Pedestrian walkways and scholar bridges along some surfaced roads in various villages of the Municipality to enable residents and scholars to walk safely and parallel to the roads and in crossing rivers during and after heavy storms.

Borrow Pits

Borrow pits are essentially used to obtain various types of soils for use in the construction of new roads or maintaining the existing ones. Roads construction for various layer works in relation to pavement design and construction requires material to be imported from borrow pits having relatively suitable material for those roads. Various villages within the Municipality have various materials from borrow pits which are either still in use or use thereof has been discontinued.

Borrow pits are very hazardous if not properly rehabilitated after use thereof and need to be legislated and/or regulated. The roads construction and routine roads maintenance in the Municipality's area of jurisdiction is done by the Nkangala District Municipality, Dr JS Moroka Municipality and Mpumalanga Provincial Department of Roads, Transport and Public Works. Where borrow pits have not been properly utilized or rehabilitated on completion, it becomes a serious challenge as to where the responsibility lies in terms of non-compliance. This is also due to the fact that there is no specific schedule in terms of borrow pits use including compliance and monitoring. There is a serious need for development of by-laws to control these borrows pits and the need to rehabilitate them to conserve and preserve nature and the environment.

The following tables give an overview of the total kilometres of roads maintained and new roads tarred.

Financial year	Total km tarred roads (Internal and Bus Routes)	Km of new tar roads	Km of existing tar roads reselling	Km tar roads maintained (Patching)
2013/14	178.9 km	0 km	0 km	1316.8 m ²
2014/15	178.9 km	0 km	0 km	900.8 m ²
2015/16	180 km	1.1 km	0 km	792.8 m ²
2016/17	180.8 km	0.8 km	1.0 km	824 m ²
2017/18	189.1 km	8.3 km	1.1 km	1224m ²

The table below shows the costs involved for the maintenance and construction of roads within the municipal area:

Financial year	New & Replacements	Resealed	Maintained
2013/14	R 0	R0	R 6 000 000
2014/15	R 0	R0	R 6 800 000
2015/16	R 4 400 000.00	R 2 206 454.04	R 7 000 000
2016/17	R 7 481 688.00	R 601 954.75	R 13 500 000
2017/18	R 11 851 832.00	R 1 717 713.00	R 13 500 000

The table below shows the total kilometres of storm-water maintained and upgraded as well as the kilometres of new storm-water pipes installed.

Financial year	Total km Storm-water measures	Km new storm-water measures	Km storm-water Measures upgraded	Km storm-water Measures maintained
2013/14	90 km	0 km	0 km	4.2 km
2014/15	94.6 km	4.6 km	0 km	6.5 km
2015/16	99.5 km	8.4 km	0 km	7.0 km

2016/17	99.5 km	0	0 km	6.2 km
2017/18	100.35 km	0.85 km	0 km	6.3 km

Objective	Strategies
<ul style="list-style-type: none"> To provide accessible, reliable and safe surfaced roads with adequate storm-water drainage To provide road signage on all roads in the Municipal area construct walkways along major surfaced roads Provision of routine roads maintenance on all internal gravel streets and bus & taxi routes Provision of clean, healthy and safe roads for road users, pedestrians and the communities To ensure implementation of action plans agreed upon between the Municipality and other stake holders such as the Provincial Department of roads and Transport is adhered to. To maintain storm-water infrastructure 	<ul style="list-style-type: none"> Continuous maintenance of gravelled roads using municipal machineries. Control of storm-water by shifting focus from surfacing of roads to construction of storm-water drainage systems. Using of SMME's to reduce storm-water drainage systems backlogs. Maintaining of Storm-water drainage systems using municipal maintenance team. Patching of surfaced roads using internal resources. Road markings for visibility on our roads. Installation & maintenance of road signage for road safety. Controlling of sub surface water using general assistants Implementation of Roads and Storm-water Master Plan for the whole of Dr JS Moroka Municipality. Provision of training for operators to enhance their skills. Upgrading of gravel roads into surfaced roads using internal municipal resources only.

Current Back-lock

Road & Storm-water

Ward	Village	Identified Project	Priority
1	Ga Phaahla (zone 1)	Storm-water	1
	Siyabuswa "D"	Drainage via river, Draining of wetland in zone 1, B and C	1
2	Makopanong	Bus route need to be paved	1
	Redutse	Stormwater in Makopanong college and Redutse	1
3	Siyabuswa	Construction of road and storm water, Pavement of streets	2
4	Siyabuswa	Access roads to Kabenziwa school vicinity?	2
	Part of Makopanong	Tarred road in Velangezwi	2
	Part of Siyabuswa "A"	Stormwater and roads to Velangezwi	1
5	Siyabuswa "B"	Construction of road and stormwater	1
6	Mogononong	Mogononong bus and taxi route via Prince SJ school	2
	Siyabuswa "C"	Bus and taxi route at Hope and Vezulwazi	2
	Mabuyeni	Construction of river bridge for school kids	2
	Siyabuswa "C"	Maintenance of roads	1
7	Thabana	Storm water next to Mashego	1
	Ramokgeletsane	Stormwater next to Mapeding section	1
8	Mrhetjha	Storm water in all main roads	1
	Mrhawini	Storm water in all main roads	1
	Mrhetjha	Bus and taxi route joining Tjhaluza and GaMorwe	1
	Mthambothini	Construction of tarred road from Mruleni to King cluster	1
9	Part of Ga Morwe	Tarring of road from Thuthuka street	1
	Part of Ga Morwe	Storm water at Vukuzenzele	1
10	Part of Ga Morwe	Storm water drainage	1
	Part of Ga Morwe	Storm water between new stand and old stands	1
11	Ga Makola	Construction of storm water	2
	Part of Meetsemadiba		2
	Mabusabesala		2
12	Marothobolong	Marothobolong bus and taxi route	4
	Manyebethwane /	Marothobolong to Manyebethwane bus and taxi route	4

	Matselapata		4
	Matshiding	Bus and Taxi route	1
13	Kwa Dithabaneng	Roads and storm water	1
	Borolo	Storm water	1
	Madlayedwa	Repairing of damaged speed humps	1
14	Maphotla	Upgrading of bus and taxi route	1
	Maphotla	Maintaining of access roads	2
15	Molapoamogale	Construction of stormwater	1
	Digwale	Maintaining of all access roads	1
16	Part of Libangeni	Construction of road and storm water	1
17	Part of Libangeni	Construction of road and storm water	1
	Mbhongo	Construction of road and storm water	1
18	Maphanga	Resealing of Maphanga bus and taxi road	1
	Maphanga	Road signs and speed humps on all access roads	1
19	Ukukhanya	Ukukhanya bus and taxi route from Chikanda to Mohlala	1
	Moripe Garden	Construction of storm water	1
	Ukukhanya	Construction of storm water	1
	Madubaduba	Construction of bus and taxi route from Madubaduba to Makometsane	1
	Makometsane	Maintenance of access road from Maphanga to Makometsane	1
	Ukukhanya	Speed humps from Maphanga to Makometsane (Bus and taxi route)	1
	Moripe gardens	Road from Blue lagoon side junction to Ga Mashego	1
	Madubaduba	Road from Maphotla bridge to stop sign	1
20	Senotlelo	Construction of Tarred road	1
	Senotlelo	Regravelling and resealing of streets	1
	Senotlelo	Construction of speed humps	1
	Senotlelo	Tarred road from Ga Maria and Ramokgeletsane road	1
	Senotlelo	Clearing of sports ground	1
	Senotlelo	Construction of bridges in all access roads	1

21	Kabete	Construction of storm water drainage	1
	Part of Lefisoane	Construction of bus and taxi route	1
	Kabete	Maintenance of bus and taxi route at Kabete new stands	1
	Kabete	Regravelling of roads	1
	Ramonanabela	Construction of bus and taxi route	1
22	Part of Lefisoane	Tarring of bus and taxi route	1
	Lefiso	Construction of storm water drainage	1
	Ditlhokwe	Construction of bus and taxi route	1
	Ditlhagane	Construction of side walks	1
	Part of Lefisoane	Paving of streets	2
	Lefiso / Ditlhokwe / Ditlhagane	Regravelling of roads	1
23	Part of Marapyane	Construction of Marapyane bus and taxi route	1
	Part of Marapyane	Storm water on all access roads, building of tunnel at the end of settlement and resealing of Goldstein road	1
24	Part of Marapyane	Tarring and construction of storm water at Matjila bus and taxi road	1
	Part of Ga Seabe	Construction of Ga Tshweu access road	1
	Mmaduma	Completion of pavement at Mmaduma	1
	Part of Marapyane	Pavement on access road and internal road	1
	Part of Seabe	Regravelling of road from cemetery to school	1
25	Part of Seabe	Construction of storm water from Skrielik to Itsoseng	1
	Part of Nokaneng		1
	Part of Seabe	Regravelling of access roads	1
	Part of Nokaneng		1
26	Loding Ext 1	Construction of storm water	2
	Sehoko	Tarred road from Dipajerong via Loding Mzimdala to Mbulawa high school	3
	Moletji		5
	Ramantsho	Tarred road at Nokaneng from new stand Leseleseleng to	2
	Part of Nokaneng	Thufane cross road	4

27	Katjibane	Construction of bus and taxi route	2
	Leseleseleng	F shaped tar road	2
	Phomolong	Regravelling of internal roads	3
	Dark road	Regravelling of internal roads	4
	Chris Hani	Regravelling of internal roads	5
	Katjibane	Construction of bus and taxi roads	2
	Leseleseleng	Regravelling of internal roads	2
28	Part of Nokaneng	Construction of bus and taxi road	2
	Part of Mmametlhake	Construction of bus and taxi route	2
	Magareng/Dierfeng	Construction of tarred road, storm water and pedestrian walking	1
29	Part of Mmametlhake	Construction of storm water channels	1
	Part of Mmametlhake	Patching of potholes, potholes and street regravelling	1
	Part of Phake Ratlhagane	Construction of speed humps	1
30	Phake Rebone	Construction of storm water drainage	2
	Phake Rebone / Phola Park	Construction of speed humps	1
	Ward 30	Construction of Side walks	1
	Phake Mantlole	Construction of pavement	2
	Phake Thabeng	Fixing of potholes	1
	Phake Rankaile	Regravelling of access roads	1
31	Masobye	Construction of storm water at bus and taxi route	1
	Masobye	Regravelling and filling of streets and water channels	1

Spatial Development Framework

In terms of Section 20 of SPLUMA, the SDF is still recognised as part of the IDP, which in terms of the MSA has a varied set of criteria for what an SDF should entail. There is also a relationship to other aspects of municipal development planning (e.g. infrastructure planning and investment, capital investment, budget alignment) that should be considered when developing an SDF in a municipality.

The SDF is the lever which has the greatest potential as a planning tool to realize spatial transformation. It is the SDF that interprets the principles into a spatial future/s for the Municipality. In terms of municipal planning, stronger spatial guidance as part of the IDP process could lead to more strategic investment and implementation in the municipal space. In order for the potential role of the SDF to be realised, the process issues and institutional arrangement of the planning process must not be disregarded.

The SDF is a multidimensional tool that requires constant checks and balances to actively ensure that issues of spatial transformation are being addressed.

Development Objectives/ Principles

It is conceded that in the analysis of the space economy of Dr. JS Moroka Local Municipality, there are no significant economic activities at this stage, and a plethora of people living below the minimum living level. The limited access to the municipal area contributes to the rural character of, and limits the economic potential of the study area.

However, there are areas that are developing naturally along movement lines, and major intersections along these lines need to be prioritized for economic development. Furthermore, the high agricultural potential in the area could be used as leverage for economic development. Emphasis in the study area should thus be given to the provision of basic services and more focused economic development/ nodal development.

The main objective of the reviewed Dr JS Moroka SDF is to direct, organize and manage investment, development and growth in the municipal area. The next section will provide the policy and guidelines for achieving the objectives and strategies as indicated in Chapter 2, and in line with the SPLUMA development principles of:

- Spatial Justice
- Spatial Sustainability
- Spatial Efficiency
- Spatial Resilience, and
- Good Administration

These guidelines and policies provide the point of departure for the day to day decision-making within the LM, and the basis for the management of public spending. The final section of this

report will also address the required institutional arrangement of the Local Municipality to affect the interventions mentioned in this document.

a) Movement (Facilitating local and regional linkages)

The movement system is one of the most important structuring elements within the Municipality. The movement system must directly link strong high-intensity mixed use nodes and high density developments within the LM with one another, as well as facilitate linkages with nearby higher order nodes, especially the City of Tshwane to the west. In this way, local communities are linked to areas of economic opportunity, employment opportunities, and also higher order goods and services not available locally [*Spatial Justice*].

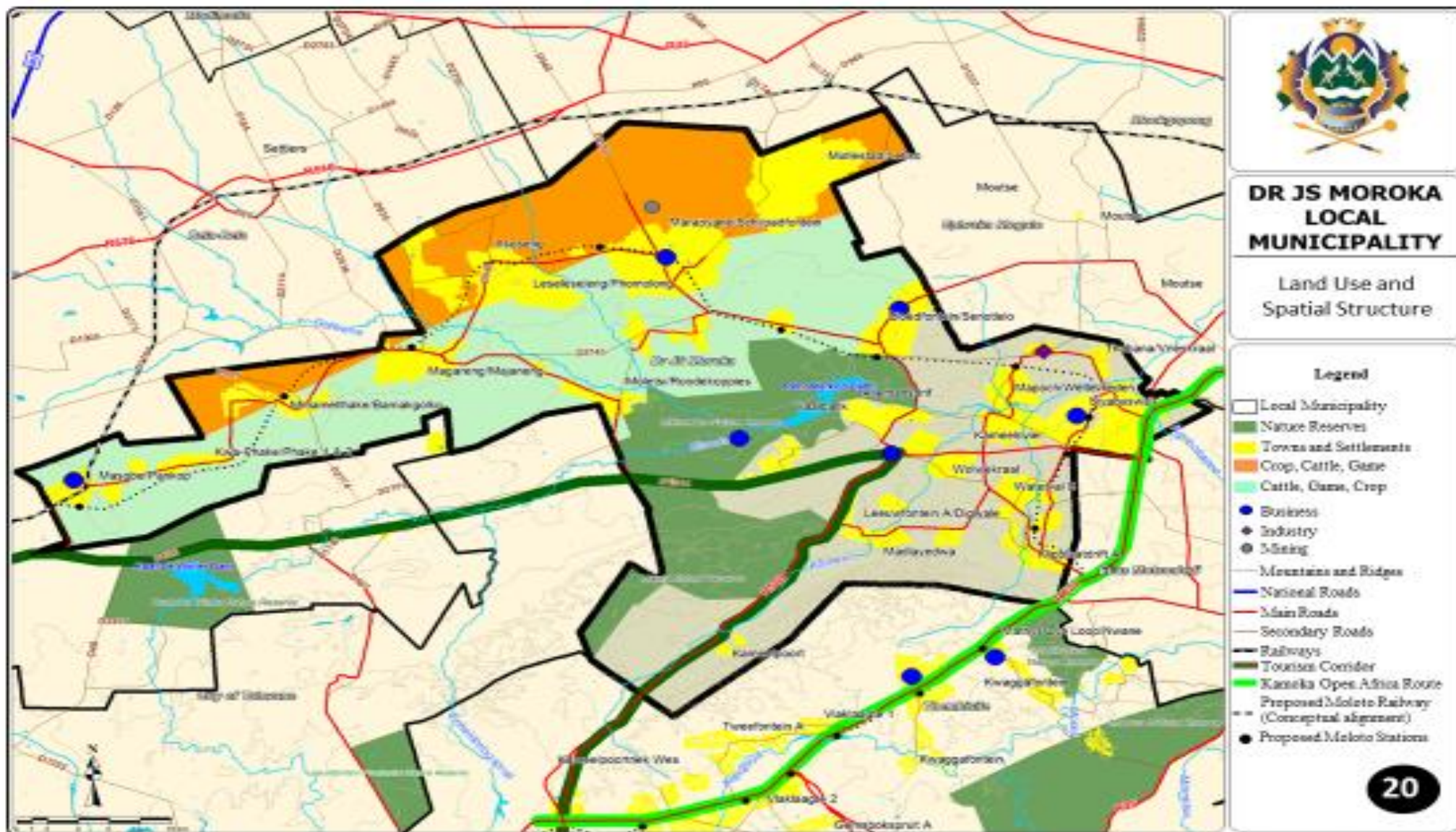
b) Nodal Development (Ensure viable strong activity nodes)

Nodal development (the intensification of uses), together with the consolidation of residential settlements (see principle(c))will ensure that the municipal spatial structure is sufficiently robust to allow opportunity areas to adapt to market and demographic changes [*Spatial Resilience*]. In general, nodes have the following characteristics:

- Clustering of business activities;
- Accommodates a mix of land uses including community facilities;
- High accessibility.

Activity nodes should ideally be established at highly accessible locations, including higher order road intersections within larger settlements, as well as adjacent to public transport stations (including the proposed Moloto rail stations within the DRJSMLM).

In managing and even developing new nodes, it needs to be kept in mind that the catchment areas and the income levels of an area determine the necessary/ ideal size of the node, and that the density and intensity of the node is a function of the mixture of land use activities, and the available transport infrastructure.



c) Settlements (Create sustainable human settlements)

Increased residential densities support the vibrancy of nodes and the viability of public transport, while protecting surrounding high potential agricultural land. Residential development should thus be consolidated around activity nodes, contributing towards an efficient municipal spatial structure. Also, settlements should offer residents a high quality of life by also including social facilities, business activities, open space and adequate engineering infrastructure [*Spatial Sustainability*].

The benefits of increased residential density are:

- Make more efficient use of existing infrastructure and serviced land;
- A reduced need for the development of Greenfields sites/reduced urban sprawl;
- Reduced need for investment in new infrastructure;
- Better access to existing services and facilities; and
- More sustainable commuting patterns.

As part of this objective/ principle, land claims and the challenges related to land tenure have to be addressed as a matter of urgency.

d) Environment (Support environmental management, tourism and recreational activities)

Conserve and enhance the Municipality's existing physical and natural resources, and link them with the regional open space system. Part of this principle is the development of an open space system that will complement nodal development in settlements. In many cases this will require the rehabilitation of degraded vacant land into public amenities. The open space system in Dr JS Moroka should be:

- Able to meet local recreational needs;
- Safe;
- Accessible to all; and
- Versatile.

[*Spatial Justice*]

e) Corridor Development

Development corridors are linear tracts of land that contain a variety of transportation modes, especially public transport, and a variety of dense land uses. The development of corridors is one of the structuring elements to be used in structuring the Dr JS Moroka Municipality into a robust and efficient growth area [*Spatial Efficiency and –Resilience*].

The development of corridors should realize the following:

- Access to opportunities to large number of communities;
- Support more efficient service provision;
- Availability of adequate infrastructure;
- Realize economies of scale; and
- Contribute to growth and development of the Municipality.

The Dr J.S. Moroka LM SDF, in essence, promotes the growth of settlements towards identified corridors.

f) Infrastructure Provision (Support efficient infrastructure provision)

The provision of bulk infrastructure should address the basic needs of all communities [*Spatial Justice*]. Also, the ability of the availability of bulk infrastructure to influence private investment should be optimally utilised by servicing activity nodes and SDAs as a priority [*Spatial Efficiency*].

In the assessment of proposed development applications, bulk capacity should be assessed in relation to the proposal, and if the capacity is exceeded then the proposal should not be approved by the Municipality.

i) Agriculture and Agro-Industries (Support local economic development)

The agricultural potential of the municipal area and its proximity to major markets in Gauteng offer opportunities for the export of value-added goods. Formal and informal small, micro and medium enterprises should be supported [*Good Administration*].

g) Community Facilities (Establish Thusong Centres)

Social infrastructure such as clinics, sports facilities, pay-points, police stations etc should be provided at close proximity in strategic locations (preferably at Multi Purpose Community Centres/ Thusong Centres). This will ensure higher accessibility and more efficient service, and facilitate more efficient and optimum use of existing infrastructure [*Spatial Resilience*].

h) Holistic Planning

A holistic integrated approach in the overall development of Dr. JS Moroka should be followed. This will allow the Local Municipality to better service its residents and those who come to visit [*Good Administration*].

Land Use Schemes

The amendment of the Land Use Management Scheme which is proposed in the section above to align it with SPLUMA should include the following provisions:

- Applications that fall within the detail precinct plan areas should be fast tracked by the municipality;
- Applications that fall within the Strategic Development Areas should be fast tracked by the municipality
- The Register of Land Use Rights of the existing LUMS should be reviewed to include all obtainable PTO's and any other land rights which have been issued;
- The Scheme Maps should further be amended to reflect the data contained within the Register of Land Use Rights.
- The Scheme Maps should also outline the boundaries of the precinct plan areas and SDA's where shortened land use procedures area applicable.

Alignment with SPLUMA Principles

The Spatial Development Framework for the Dr JS Moroka Local Municipality translates the Integrated Development Plan (IDP) of the Municipality into spatial principles and strategies and thus constitutes the spatial implementation of the IDP. The SDF focuses on consolidating the fragmented spatial structure of the Municipality around the Moloto Rail Corridor and the provincial road network (Spatial Efficiency).

It also promotes the establishment of a clear nodal hierarchy, ensuring that all communities have equitable access to economic, cultural, recreational and educational activities and opportunities (Spatial Justice).

It also creates a spatially based policy framework whereby change, needs and growth in the municipal area is to be managed positively to the benefit of everyone (Spatial Resilience). It focuses on how land should be used within the broader context of protecting the existing values of the broader Nkangala District area i.e. ecological corridor, tourism destination, rich historical and cultural area.

It also aims to improve the functioning of the rural and natural environmental systems and assists in the identification of local opportunities for future urban/ rural development, and natural environmental conservation, and makes recommendations as to where and how development of the open space system should be managed and enhanced (Spatial and Environmental Sustainability).

Apart from the above it also establishes strategies and policies to achieve the desired spatial form i.e. movement and linkage systems, open space system, activity system, overall land use pattern etc.

The reviewed DRJSMLM Spatial Development Framework also guides and informs the following:

- Direction of growth;
- Major movement routes;
- Special Development Areas for targeted investment;
- Conservation of the natural and built environment;
- Areas in which the intensity of land development could either be increased or decreased;
- Areas in which particular types of land use should be encouraged and others where it should be discouraged;
- Is a strategic, indicative and flexible tool to guide planning and decisions on land development;
- Develops an approach to the development of the area which is clear enough to allow decision-makers to deal with the unexpected;
- Develops a spatial logic which could guide private sector investments;
- Ensures the social, economic and environmental sustainability of the area; and
- Identifies spatial priorities and places that must be prioritised in the development and upgrading process.

The plan involves and impacts on the activities of a wide range of development disciplines and associated sectoral policies and plans. These include the following:

- Environmentalists to oversee the protection of the regional open space system and monitoring trends in terms of mining activity;
- Transport planners which have to ensure that services and infrastructure link all the major origins and destinations in the area to one another;
- Civil engineers need to oversee the incremental upgrading of engineering services in priority areas; the servicing of Strategic Development Areas to facilitate new housing development; and the provision of economic infrastructure to ensure economic development;
- Social Services representations need to ensure that sufficient social services are provided, but also that these facilities be efficiently clustered to stimulate the creation of critical mass;
- Economists need to ensure that all the development potential that can be derived from the economic footprint for the area be properly exploited;
- Housing specialists need to ensure that housing projects are developed at the optimum locations as determined from the SDF and that the composition of such projects serves the full spectrum of needs in terms of affordability and tenure requirements.

The successful implementation of the SDF will require the commitment from all the above sections which is in line with the fifth SPLUMA principle: Good Administration.

SDF compliance and sector planning/implementation

- Alignment of sector plans at different stages in the planning process is critical to ensure that spatial visions are aligned and acted upon, but SPLUMA only contains broad provisions regarding alignment between SDFs and sector plans
- SPLUMA has not clarified or simplified the planning process by explicitly stating that municipal planning is a local function and needs to drive the sector plans of all spheres of government. Mutual alignment is required which implies a “back and forth” consultation and negotiation process during all planning stages
- Concern has been expressed regarding SPLUMA not obliging national and provincial spheres to share information and align to the municipal SDF process, thus limiting the ability to achieve truly integrated planning between the three spheres of government.

s conceded that in the analysis of the space economy of Dr. JS Moroka Local Municipality, there are no significant economic activities at this stage, and a plethora of people living below the minimum living level. The limited access to the municipal area contributes to the rural character of, and limits the economic potential of the study area.

However, there are areas that are developing naturally along movement lines, and major intersections along these lines need to be prioritized for economic development. Furthermore, the high agricultural potential in the area could be used as leverage for economic development. Emphasis in the study area should thus be given to the provision of basic services and more focused economic development/ nodal development.

Strategic Development Areas (desired spatial form of the municipality)

A Spatial Development Framework (SDF) is not just a spatial plan, but also a tool that should ensure integration of sectoral initiatives. It should construct a new management of infrastructure for existing and future development; ensure policy and institutional instruments to achieve the desired spatial structure, and help to align relevant sectors.

Essentially, Dr. JS Moroka as a whole represents a large “**services priority upgrading area**”, and so development spending should primarily be aimed at providing inhabitants with the constitutionally mandated minimum levels of services and community infrastructure.

Development spending is envisioned to gravitate towards, and along the proposed Moloto Rail Corridor, and other prominent roads within the Municipality towards the core functional urban area at **Siyabuswa**.

With regards to consolidating the short to medium term growth, focusing on nodal development, and the upgrading of engineering services the following towns/ settlements in the LM should especially receive attention:

- Libangeni/
- Siyabuswa/
- Makometsane Four-way Crossing,
- Meetsemadiba/ GaMorwe
- Siyabuswa Four-way crossing and

- Siyabuswa/ Matshiding/
- Ga Phaahlamohlaka Four-way crossing,
- Nokaneng/ Seabe/ Mmametlhake Y-junction.

In essence, the proposed **Moloto Rail Corridor forms the central structuring element** of the SDF for three reasons:

- The corridor holds significant opportunities for both the Nkangala District and Dr. JS Moroka in terms of economic spin-offs from the corridor and tourism potential;
- The Moloto rail offers a means by which to consolidate and integrate existing and new urban developments into a functional whole, capable of stimulating economic development around key selected primary and secondary nodes; and
- If all environmental, technical, and social factors are taken into consideration, the current alignment of the Moloto rail connects the identified nodes in the most direct and shortest possible manner to one another.

Consistent with the SDF for the Nkangala District, the Moloto railway line should thus serve as a Local Activity Spine to the identified nodes and existing settlements. As such, all new growth should be channelled towards and alongside the Moloto Rail Corridor, and other **functionally important roads (R568 and R573)** in the Dr JS Moroka Local Municipality. Applying this approach will also ensure that all the “service priority upgrading areas” as identified by the Nkangala District SDF are functionally integrated.

As **Figure 27.1** indicates, vacant land between Matshiding and Mthambothini and adjoining the proposed Moloto rail corridor (Phase 1) and the R568 and R573, constitute **Strategic Development Areas 1, 2 and 3**. New developments in the LM should firstly be consolidated within these areas to further promote the desired spatial form of the municipal area, and to enhance the viability of the four proposed future railway stations along this strip i.e. Makola, Mogononong, Siyabuswa and Mthambothini.

This approach of consolidated development along the Moloto Rail Corridor also seeks the structural integration of the dispersed urban form via a U-shaped development corridor of connected settlements and activity nodes, with the short to medium term priority area being the eastern extents of the municipal area (SDA1, 2 and 3).

Apart from consolidating the short to medium term growth in the Dr JS Moroka area in these three Strategic Development Areas and focusing on strengthening the first four railway stations in the LM (Makola to Mthambothini), the towns/settlements in the other parts of the Municipality should also receive attention in terms of the consolidation and densification of land uses, provision of community facilities in line with the concept of Thusong Centres and the upgrading of engineering services.

It is furthermore advised that land claims, particularly those that fall within the Urban Development Boundaries of the respective LMs, be resolved as a priority. This is in order to unlock land within the respective Strategic Development Areas for planning and development.

Furthermore, government (national, provincial and local) and parastatal owned land could be used as a growth management tool, because it presents Council with opportunities to implement strategic and catalytic projects. It is thus vital that the identification of such land pockets be prioritised, and that a Plan of Action be tabled for each.

The relationship between an SDF and IDP

The SDF becomes a road map for all infrastructural development; this means that the SDF must inform all infrastructure projects that must be implemented on space. The IDP is the short to medium term implementation tool for the SDF objectives; the relationship is that the SDF portrays all spatial opportunities and areas ear-marked for various developments (including current existing land-uses) wherein stakeholder's participation should occur to give direction to development proposals.

Participation of stakeholders need to take place to determine the need and desirability of projects proposals including the benefits (social and economic) of projects in order to be prioritized in the IDP/Budget participatory processes during the annual reviews of the five year council term. The processes of IDP public participation create a platform where community/public and private projects proposals are drawn in and this must happen at the presence and guidance of the SDF maps/frameworks (development directives maps) i.e. Local spatial frameworks or ward spatial framework which should indicate the current land use and future spatial plans for that specific locality.

Land Use Management (basic guidelines for a land use management system in the municipality)

The DR JS Moroka Municipality adopted its Land Use Management Scheme (LUMS) in 2010. Essentially the LUMS covers the entire municipal area (wall-to-wall) and is mainly used to perform the following functions:

- Assess and verify existing development rights on individual properties in the municipal area;
- Compare existing rights as recorded in the LUMS to potential rights as earmarked in the Spatial Development Framework for any given property under investigation;
- Determine the most appropriate procedure to follow to obtain the rights to be applied for, based on the directives contained in the LUMS.

All areas within DRJSMLM are governed by a wall to wall Land Use Management scheme 2010 prepared in terms of section 18 of the Town planning and Township ordinance 15 of 1986. The Land Use Management Scheme 2010 is used by the municipality as a tool to regulate land uses of the current and proposed development within the jurisdiction of the municipality. A Register of Land Use Rights (REGLUR) further compliments the Land Use Scheme, which is a register of all land use rights on surveyed and some un-surveyed erven.

The Land Use Management Scheme also consists of scheme maps which should be read together with a land use matrix. The land use matrix provides a comparison of the land uses that are permitted in the zones which are illustrated on the scheme maps. The matrix indicates what type of application may be required should the intended or future use not be aligned to the scheme maps.

The Municipality has also embarked in adopting the e-LUMS which is an initiative by the Department of Rural Development and Land Reform and is implemented by Nkangala District Municipality. The e-LUMS allows applicants to submit applications on-line without having to go to the municipality. The program is however, still experiencing challenges that need to be addressed.

Importantly, the planning function for Dr Moroka Local Municipality is vested with the Nkangala District Municipality (as published in the Province of Mpumalanga Provincial Gazette Volume 10 No. 959 date 26 May 2003).

The municipality furthermore, experiences great difficulty in implementing the land use management scheme. This can be attributed to the traditional nature of the former homeland system that needs to be addressed through workshops and community involvement. The current land use management system and its regulations also make the change of land use rights a cumbersome process with a lot of people being stopped at the point of land ownership. The current LUMS only allows the registered owner to apply for a change of land use rights and as stated in the previous section the majority of the land in the municipality is vested with the national or provincial government. Therefore, the occupants of the land cannot apply for a change in land use because they do not have a title deed or deed of grant.

Future Vision for Dr J.S. Moroka

The spatial vision for the Dr JS Moroka Local Municipality evolves around the following key elements:

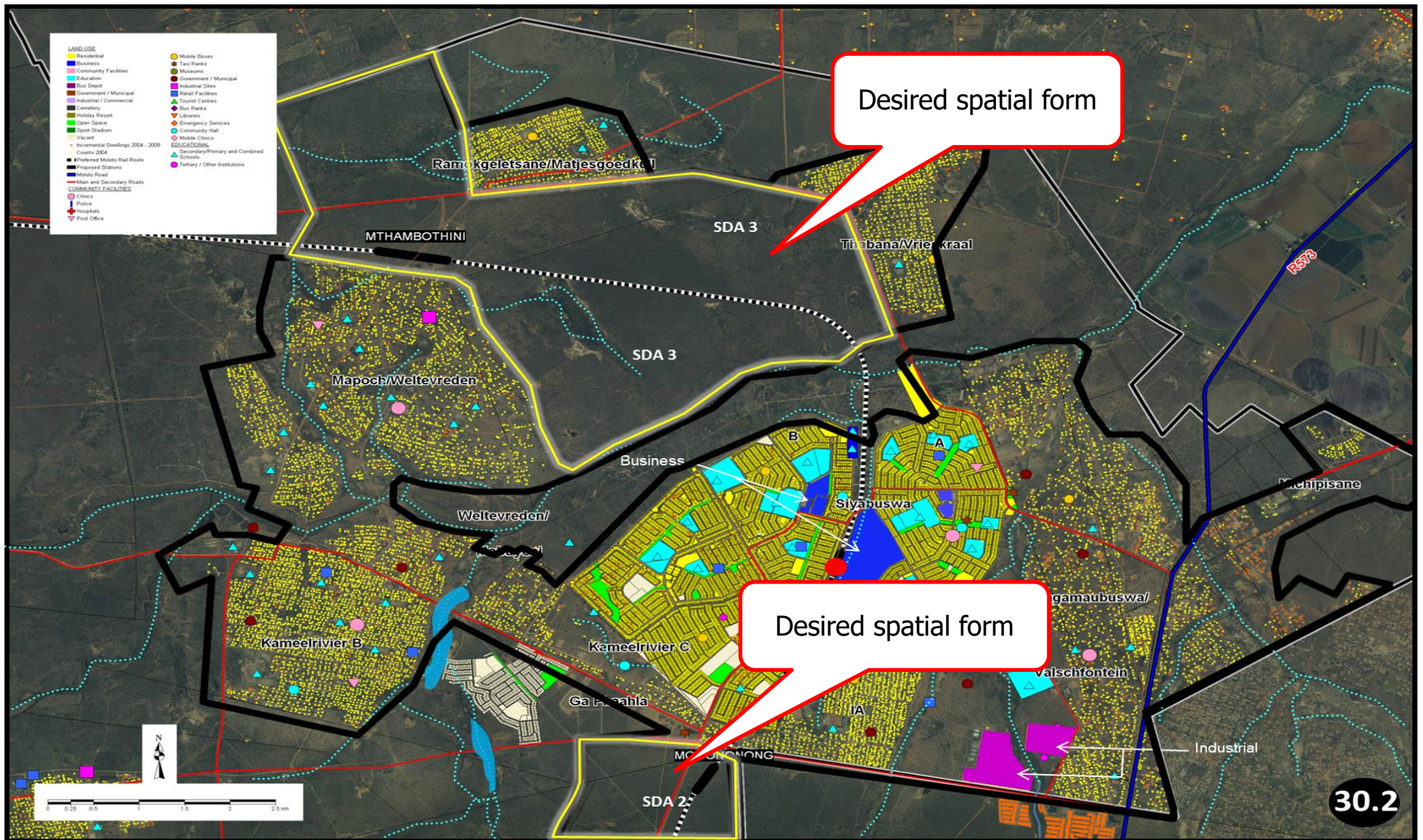
- Consolidated settlement structure for viable human settlements;
- Communities connected to centres of employment via public transport;
- Efficient provision of engineering and social services/ infrastructure;
- Growth of agricultural sector and local cooperatives;
- Maximise potential of local tourism attractions including the Mdala and Mkhombo Nature Reserves, and link with regional tourist attractions.

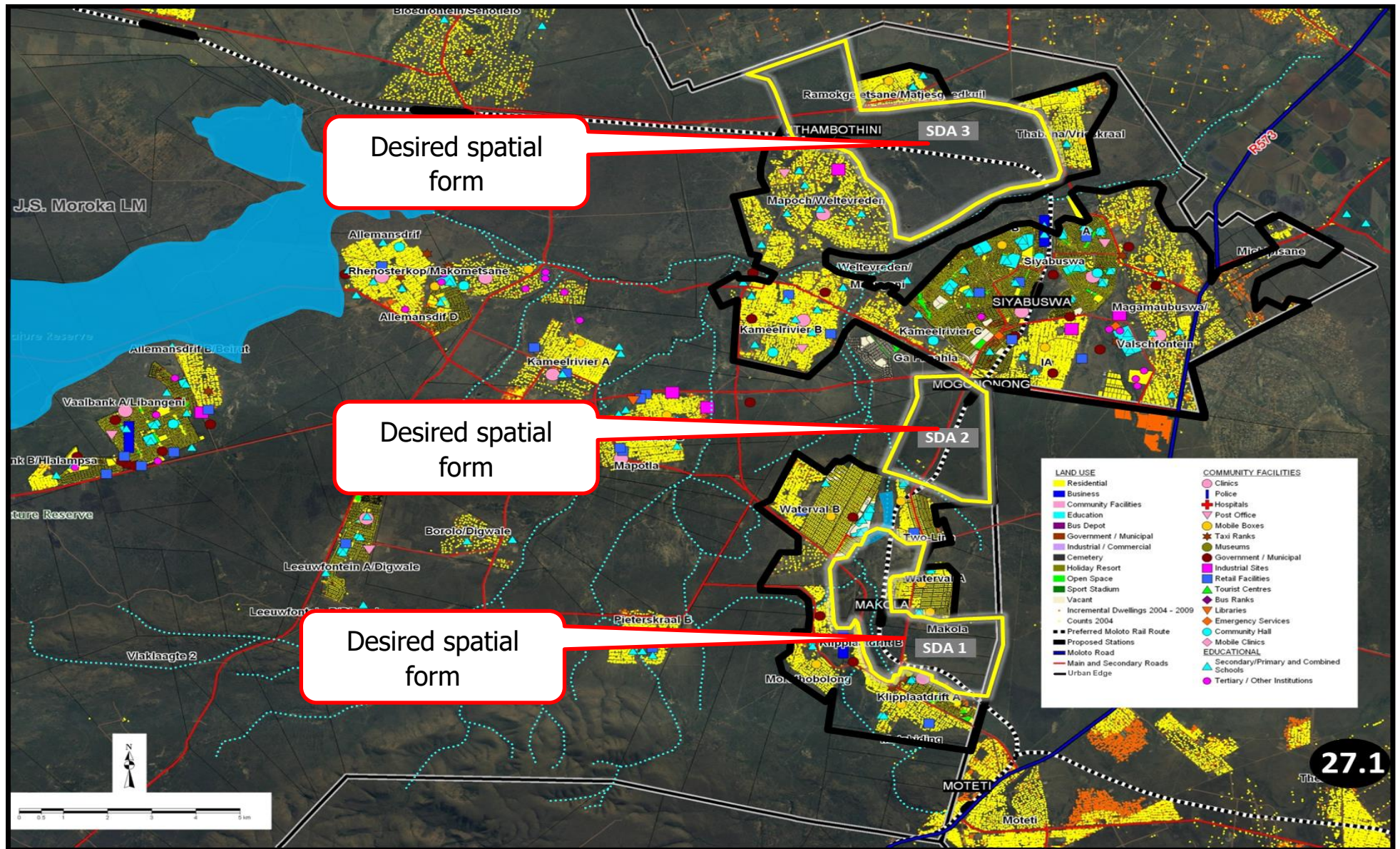
Town Planning

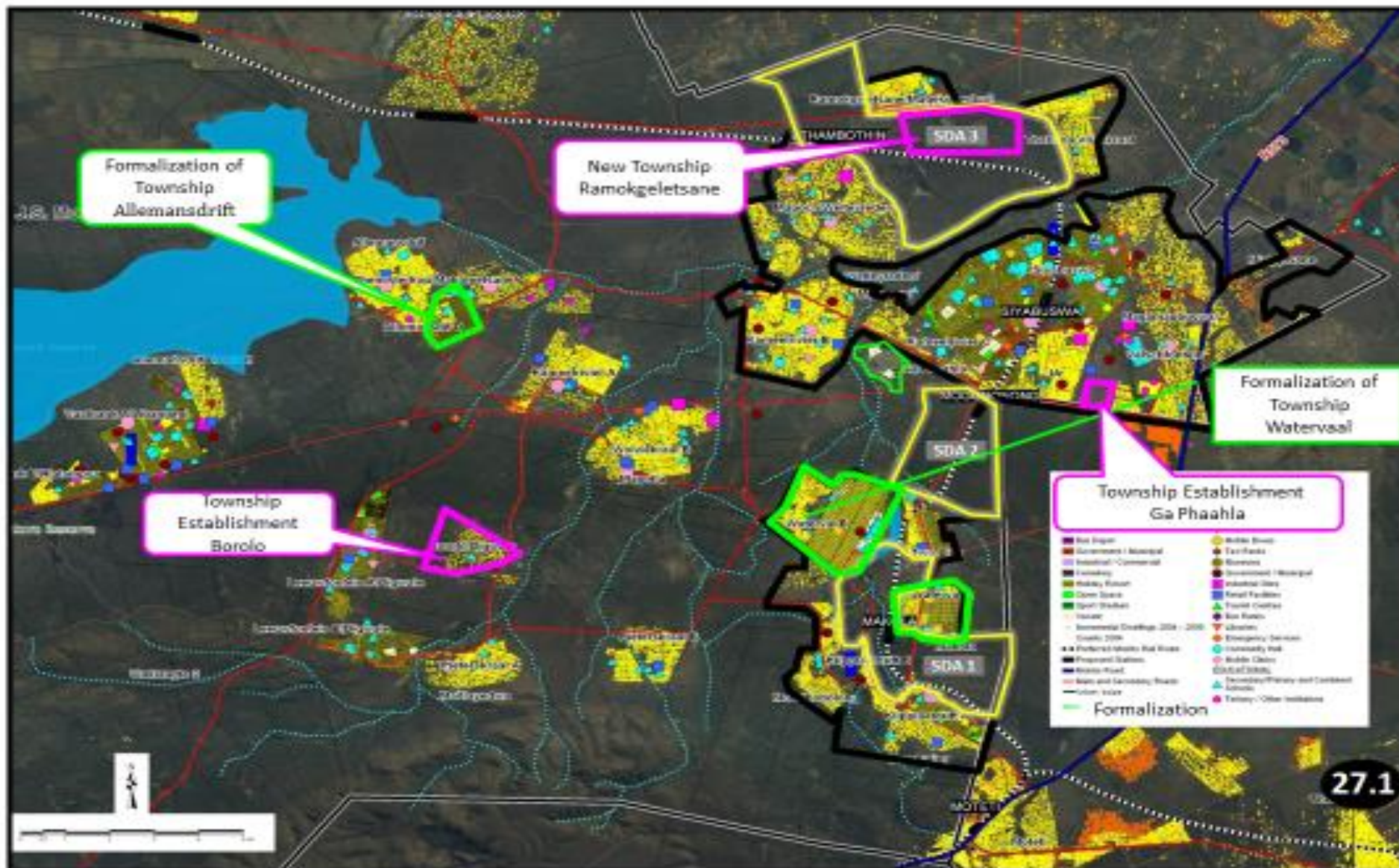
Current Back-lock

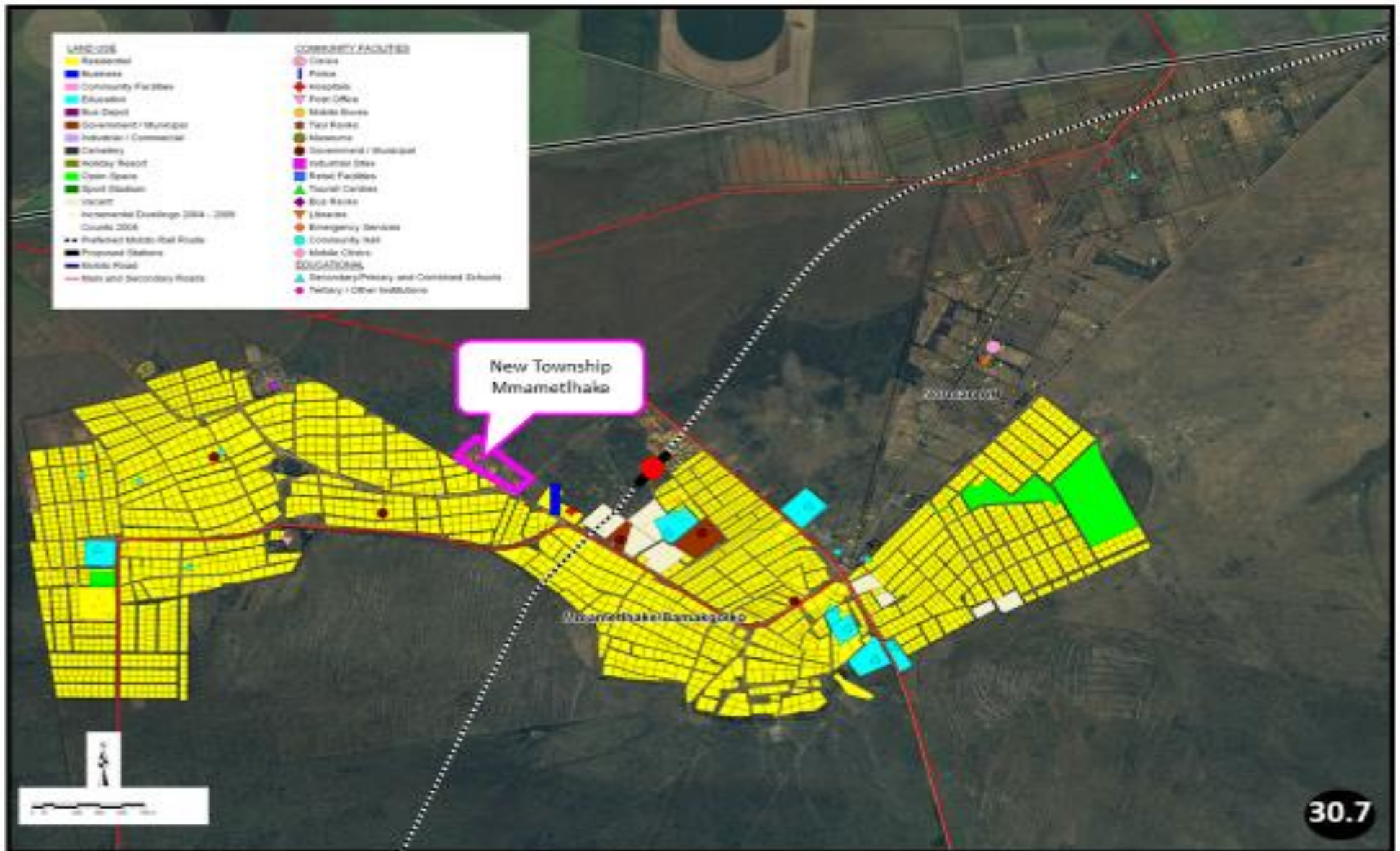
Ward	Location	Identified Project	Priority
3	Siyabuswa A	Tittle deeds	3
4	Part of Makopanong, Siyabuswa	Food gardening	2
6	Siyabuswa C ,Mabuyeni	Township establishment	2,4
7	Ramokgeletsane	Site allocation, town planning	1
8	Mrhetjha ,Mabhadu, Mthambothini ,Mrhawini	New stands development	1
9	Part of Ga-Morwe	Land development next to Ga-Morwe hall towards Morwe middle school	3
11	Ga-Makola, Part of Meetsemadiba, , Mabusabesale	New stands	2,3
13	Kwa Dithabaneng Madlayedwa	New site & Wetland Township Establishment & New site	5
14	Maphotla	Site development for residential purpose	3
15	Molapoamogale, Digwale	Township establishment	1,3
17	Part of Libangeni, Mbhongo	Land development	3
19	Makometsane	Madubaduba Extension of sites	3
	Ukukhanya	Makometsane to Senotlelo in front of Mkhombo dam	4
20	Senotlelo	Establishment of township at new stands Town planning	3
21	Kabete, Ramonanabela	Allocation of site land surveying	3
23	Part of Marapyane	Proclamation of our village speeded up	5
24	Part of Marapyane, Part of Seabe Mmaduma	Town planning	1
	Part of Marapyane	Fencing of borrow pits	1
25	Part of Seabe, part of Nokaneng	Town planning	1
26	Loding, Part of Nokaneng	Mining ,Tenure upgrading	1
27	Leseleseleng ,Phomolong Dark city ,Chris Hani	Shopping mall	1,2,3,4
29	Part of Mmametlhake Part of Phake Ratlhagane	Development of new site	1
30	Phake Rankaile ,Phake Rebone Phake Mantlole ,Phake Thabeng	Grazing and ploughing land	1
31	Masobe	Residential development	1

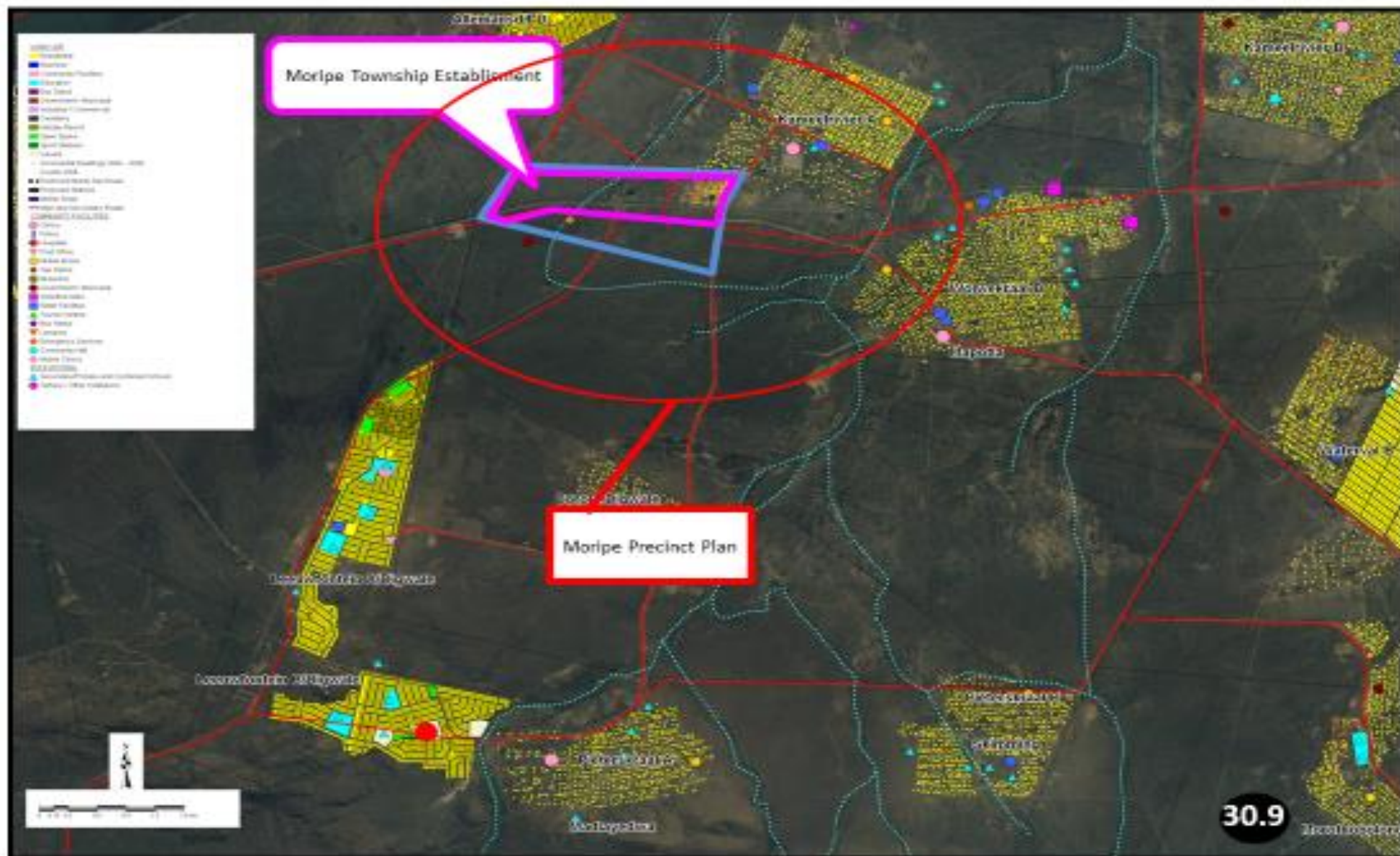








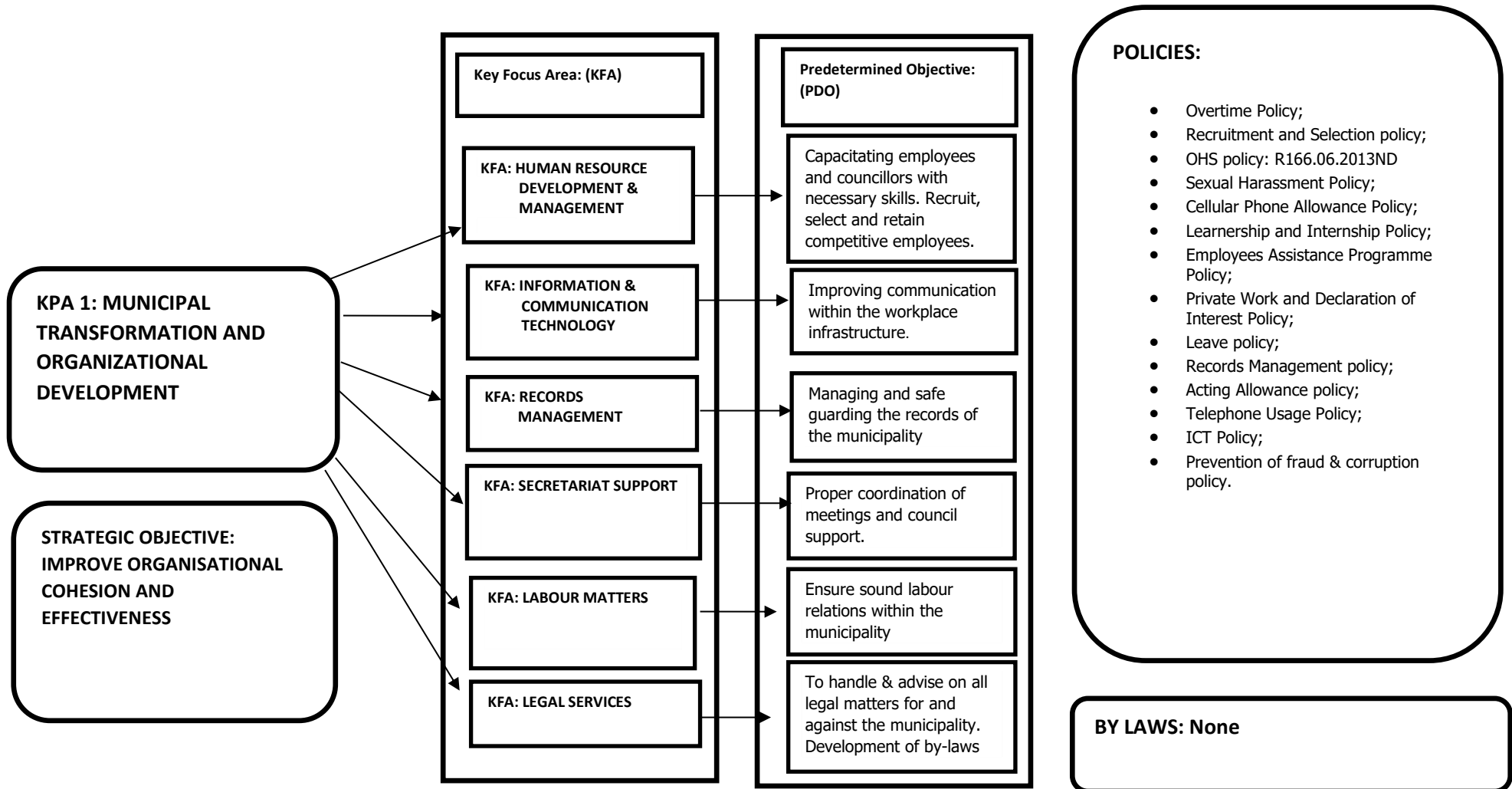




SECTION 3

STRATEGIC PRIORITIES AND IMPLEMENTATION PLAN

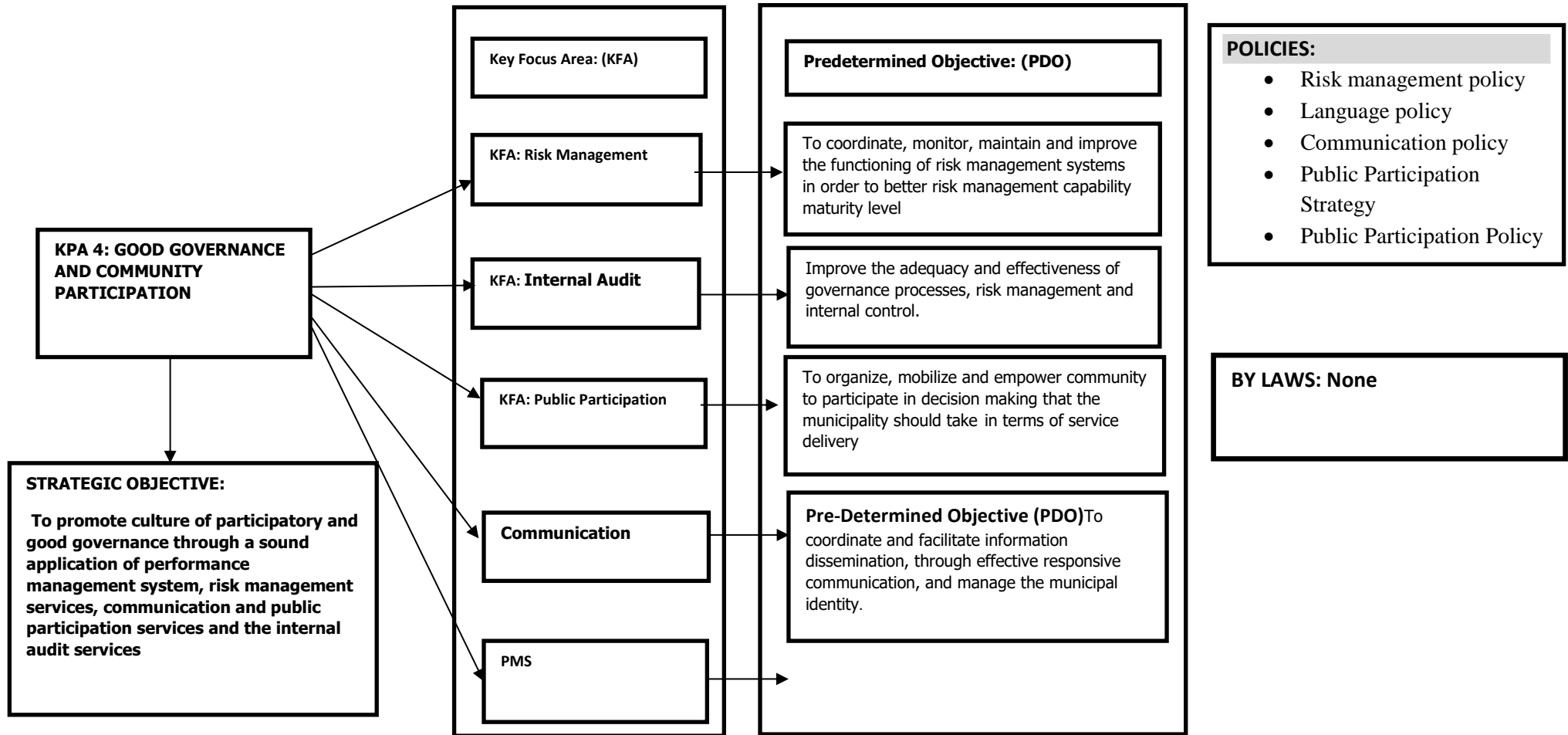
KPA: MUNICIPAL TRANSFORMATION AND ORGANIZATIONAL DEVELOPMENT



Organizational Transformation and Development

Strategic Objective	Strategic Priorities	Baseline FY 2019/20	Timeframe			Accountable
			FY 19/20	FY 20/21	FY 21/22	
Improve organizational cohesion and effectiveness	Review and implementation of Institutional Policies	Reviewed Policies	Review and Implementation	Review and Implementation	Review and Implementation	Manager Corporate Services & Assistant Manager HRM
	Develop, Review and Implementation of Workplace Skills Plan	Approved Workplace Skills Plan.	Review and Implementation	Review and Implementation	Review and Implementation	Manager Corporate Services and Assistant Manager HRD
	Develop, Review and Implementation of Employment Equity Plan	Approved Employment Equity Plan	Review and Implementation	Review and Implementation	Review and Implementation	Manager Corporate Services & Assistant Manager HRM
	Review Municipal Organizational Structure	Approved Organizational Structure.	Review and Implementation	Review and Implementation	Review and Implementation	Manager Corporate Services & Assistant Manager HRM

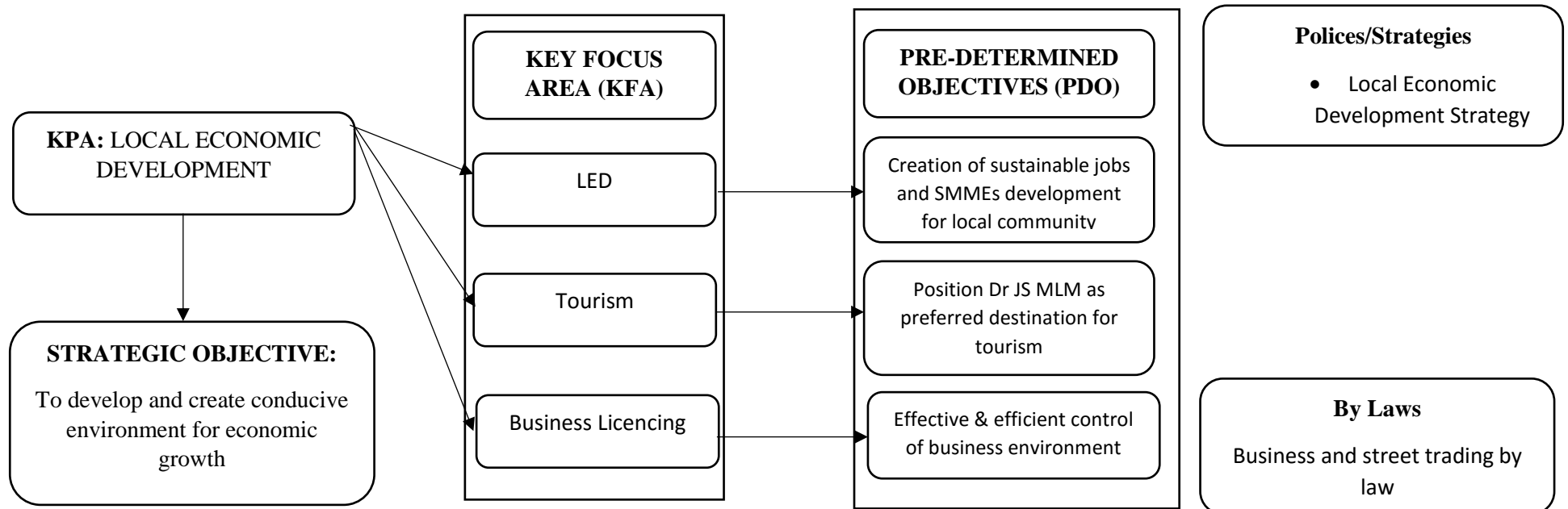
KPA: GOOD GOVERNANCE AND PUBLIC PARTICIPATION



Good Governance and Public Participation

Strategic Objective	Strategic Priorities	Baseline FY 2019/20	Timeframe			Accountable
			FY 19/20	FY 20/21	FY 21/22	
To promote the culture of participatory good governance through sound PMS, Risk mangt, Communication, Public participation, Internal Audit and ICT	To effectively provide the stakeholders with timely, accurate information about municipal programmes, projects, activities and plans	Review of communication strategy	Review & implement	Implement	Review and implement	Municipal Manager & Assistant Manager: Communications
	Development of public participation strategy	Implementation of Public Participation Strategy.	Implement	Implement	Implement	MM, Assistant Manager Public Participation
	Public Participation policy	Implementation of Public Participation policy	Implement	Implement	Implement	MM, Assistant Manager Public Participation
	Development of Master System Plan	Development and Implementation of the Master System Plan to align the ICT Services to the business.	Implement	Implement	Implement	MM & Assistant Manager ICT

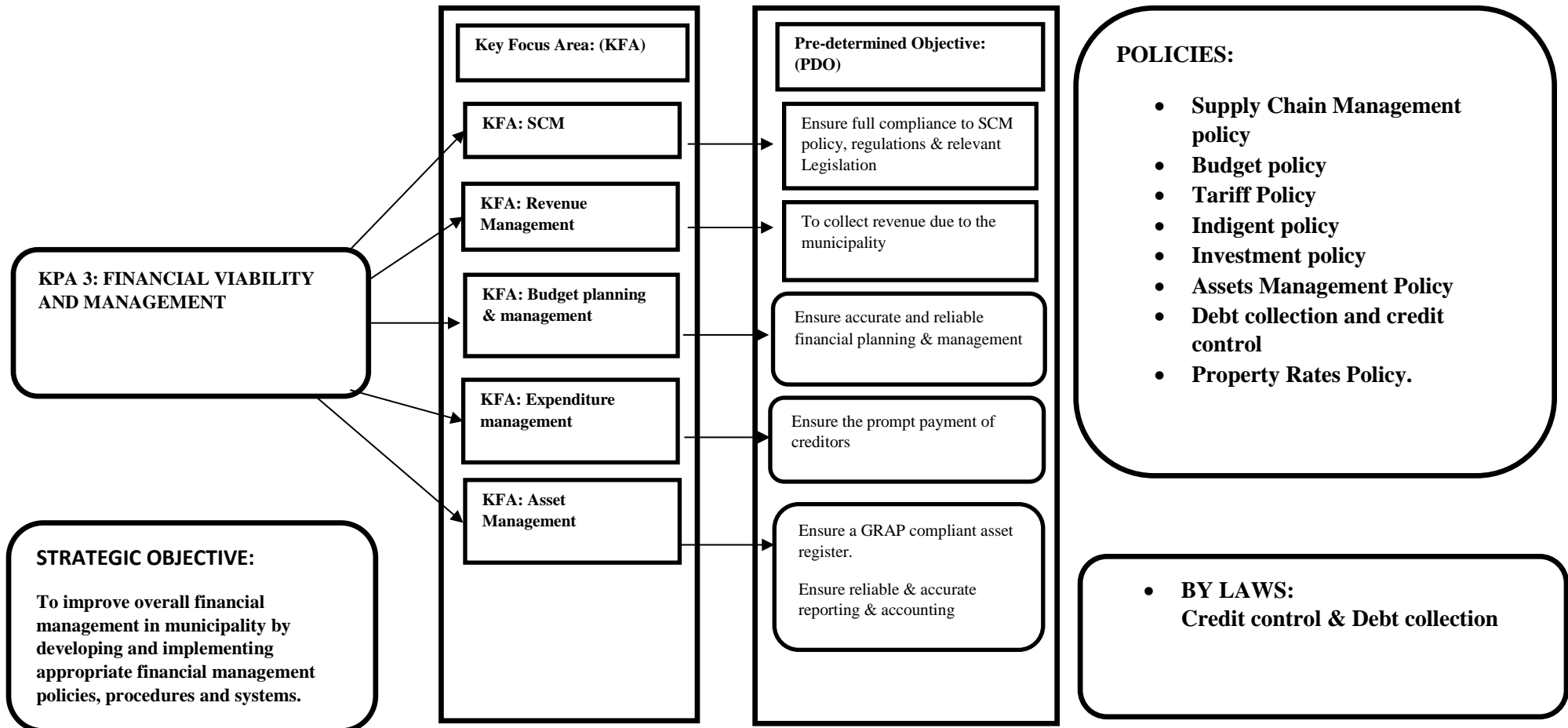
KPA: LOCAL ECONOMIC DEVELOPMENT & PLANNING



Local Economic Development

Strategic Objective	Strategic Priorities	Baseline FY 2019/20	Timeframe			Accountable
			FY 19/20	FY 20/21	FY 21/22	
To develop spatial planning and create conducive environment for sustainable local economic development	Encourage private sector investment in order to stimulate economic growth and job creation	Review and development of LED strategy and Tourism strategy	Implement	Implement	Implement	MM, Assistant Manager LED
	To create conducive environment for private sector investments in municipal area	Development of Investment strategy	Implement	Implement	Implement	MM Assistant LED & Tourism

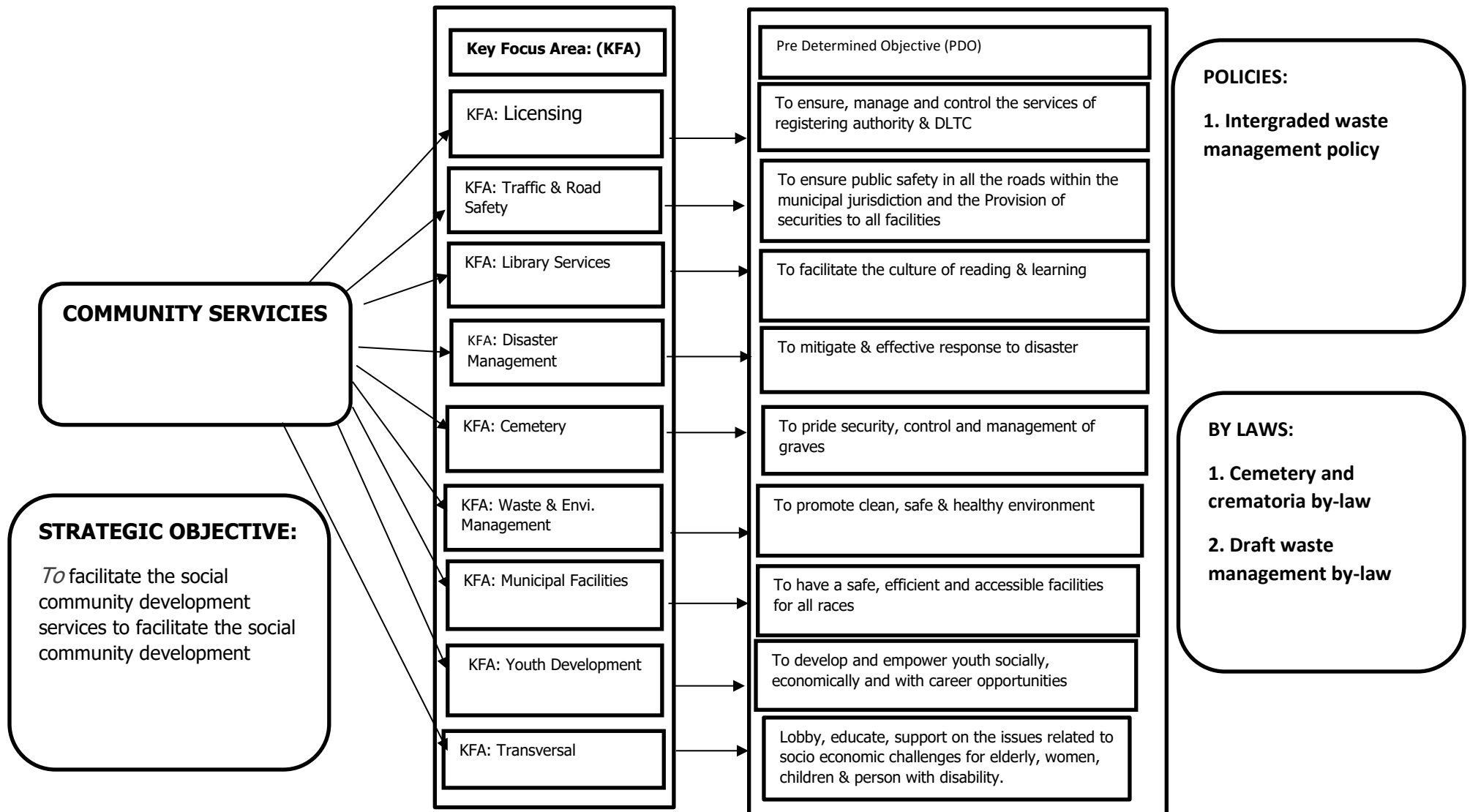
KPA: MUNICIPAL FINANCIAL MANAGEMENT AND VIABILITY



Financial Viability

Strategic Objective	Strategic Priorities	Baseline FY 2019/20	Timeframe			Accountable
			FY 19/20	FY 20/21	FY 21/22	
Improve overall financial management of the municipality by developing and implementing appropriate financial management policies, procedures and systems	Improve Financial Position of the municipality	Review & implement revenue enhancement strategy	Implement	Implement	Implement	CFO
	Improve Audit Opinion	Qualified Audit Opinion for the past 4 years	Improve Audit opinion	Improve Audit opinion	Improve Audit opinion	MM CFO All Directors

KPA BASIC SERVICE DELIVERY AND INFRASTRUCTURE DEVELOPMENT: COMMUNITY



Basic Infrastructure and Community Services

Strategic Objective	Strategic Priorities	Baseline FY 2019/20	Timeframe			Accountable
			FY 19/20	FY 20/21	FY 21/22	
Sustainable delivery of municipal services in both infrastructure and community services to all households in Dr JS Moroka Local Municipality	Implementation of by-law in hiring of municipal halls and facilities	By-law on hiring of municipal halls & facilities	Implementation	Implementation	Implementation	Manager CDS & Assistant Manager Facilities
	Implementation of taxi rank by-law	Taxi rank by-law	Implementation	Implementation	Implementation	CDS Manager
	Implementation of waste management by-law	Waste management by-law	Implementation	Implementation	Implementation	Manager CDS
	Implementation of cemetery, crematorium and burial by-law	Crematorium by-law	Implementation	Implementation	Implementation	Manager CDS

**KPA - INFRASTRUCTURE
AND SERVICE
DELIVERY**

KPA 5: Basic Service
Delivery

STRATEGIC OBJECTIVE:
Sustainable delivery of
improved services to all
households within the
Municipality.

Key Focus Area: (KFA)

KFA: Water Services

KFA: Sanitation

KFA: Road and Storm water

KFA: Electricity

KFA: Mechanical

Predetermined Objective: (PDO)

Ensure access to potable and sustainable
water supply services to all communities.

Ensure access to basic sanitation services to all
communities.

Ensure safe, reliable and accessible roads
within the Municipality. Ensure effective &
efficient stormwater control

Repair and maintain municipal electrical
infrastructure and cohesively co-ordinate with
Eskom in electrifying DR JS MLM households.
Ensure access to alternative energy usage
within Dr JS MIM

To ensure that municipal mechanical
infrastructure, fleet and plant machinery are
in good working condition.

POLICIES

- Free Basic Services Policy

BY LAWS:

- Water By-Law

KPA – INFRASTRUCTURE AND SERVICE DELIVERY

	TECHNICAL SERVICES					
	Development of contract management policy	Improve strategy of contract management Review & implement	Implement	implement	Implement	Executive Manager :Technical services
	Development of Retention Policy	Review & implement	Review & implement	Review & implement	Review & implement	Executive Manager :Technical services
	Development of Risk abatement plan	Review & implement	Review & implement	Review & implement	Review & implement	Executive Manager :Technical services
	Land Development					
	Development of Land-Use management Scheme align with SPLUMA	Land-Use management Scheme	Implementation	Implementation	Implementation	Manager Technical Services & Assitant Manager Town Planning
	Water Services					
	Development of Operation and maintenance policy	Review & implement	Review & implement	Review & implement	Review & implement	Executive Manager

	on machinery & pump stations					:Technical services
	Development Water demand & management plan	Review & implement	Review & implement	Review & implement	Review & implement	Executive Manager :Technical services
	Development of Water safety plan	Review & implement	Review & implement	Review & implement	Review & implement	Executive Manager :Technical services
	Development of Water & sanitation by-laws	Review & implement	Review & implement	Review & implement	Review & implement	Executive Manager :Technical
	Development of Green drop & blue drop implementation plan	Review & implement	Review & implement	Review & implement	Review & implement	Executive Manager :Technical
	Development of Water & sanitation master plan	Review & implement	Review & implement	Review & implement	Review & implement	Executive Manager :Technical services
	Development of Repair & maintenance policy	Policy Developed	Review & implement	Review & implement	Review& implement	Executive Manager

						:Technical services
	Electrical & Fleet Management					
	To improve lifespan of our electrical equipment's and tools	None	Review & implement	Review & implement	Review & implement	Executive Manager : Technical
	Road & Storm Water					
	Roads & Stormwater masterplan policy	Review & implement	Review & implement	Review & implement	Review & implement	Executive Manager :Technical services
	Development of Roads policy	Review & implement	Review & implement	Review & implement	Review & implement	Executive Manager :Technical services
	Development Operation & maintenance plan	Review & implement	Review & implement	Review & implement	Review & implement	Executive Manager :Technical services

SECTION 4: COMMUNITY OUTREACH

4.1 INTRODUCTION

Community involvement, especially soliciting the community priorities and inputs, is a critical part of the IDP. In terms of the provisions of Chapter 4 of the Local Government: Municipal Systems Act, 2000, municipality should encourage and create conditions for the local community to participate in the affairs of the municipality.

The Dr JS MLM public participation program has 4 major pillars, namely, public Mayoral Outreach, Sector Meetings (IDP Rep Forum), Ward Committees with Ward councillor and Public Participation office as platforms for community outreach.

As indicated previously, the major components of the IDP Community outreach is undertaken through the IDP Mayoral Outreach. The IDP Outreach have assisted the Dr JS MLM to develop a community input database. In the first around of the cluster based Mayoral Outreach undertaken by Dr JS MLM, October 2017, the objective was to address the following;

- ❖ Request community inputs for the review of IDP 2018/19 – to- 2019/20
- ❖ Solicit input for the draft IDP review for 2019/20 FY including the budget
- ❖ Report on the progress made in the 2018/19 FY
- ❖ Lastly understanding the issues that still affect the community of Dr JS MLM on daily basis.

4.2 COMMUNITY OUTREACH PROGRAMME

4.2.1 Communication Programme

Notices were sent prior to the commencement date of the IDP Mayoral Outreach or Izimbizo sessions. Letters and notices to the office of the Executive Mayor and the Speaker were communicated to inform the councilors about the Outreach. The municipality utilized the following means of communication:

- ❖ IDP Technical and Management committee
- ❖ Loud-hailing and mobilization through Ward based ward committees
- ❖ Public Izimbizo sessions of all IDP meetings were placed in the IDP process plan, which was placed on municipal website.

4.2.2 Venues

All venues were selected in a manner that ensured and enhanced easy access for all community members to attend. All the wards clustered according to the magisterial district of Mdotjana, Mbibane and Mathanjana. Time chosen for the meetings also ensured maximum attendance by the community. In addition, the Municipality made transport arrangements to the venue for people in the adjacent wards including the catering for all in attendance.

Presentations The Executive Mayor together with the mayoral committee and the entire council supported by management of the municipality, lead by the accounting officer (Municipal Manager) presented the IDP report to all members of the community in all three

PUBLIC REVIEW MEETINGS				
DATE	VENUE	TIME	WARDS	VILLAGES
28 August 2018	Masobye Community Hall	14H00	,28,29,30,31	Mmamethake, Phake(Thabeng, Rankaile, Rebone, Ratlhagane), Masobe, Nokaneng, Dierfeng
29 August 2018	Lefiso Community Hall	14H00	20, 21, 22 ,26	Senotlelo, Ga Maria, Dithagane Kabete, Ramonanabela, Dihekeng, Lefiso, Lefisoane, Ramantsho, Loding, Sehoko, Moletji, Semothase and part of Nokaneng
30 August 2018	Marapyane Community Hall	14H00	23, 24,25 ,27	Marapyane, Mmaduma, Seabe, Katjibane
31 August 2018	Digwale Community Hall	14H00	14,15, 16, 17, 18 ,19	Digwale , Molapoamogale, Libangeni, Mbongo, Maphanga, Ukukhanya, Madubaduba, Makometsane and Mapotla
06 September 2018	Thabana Community Hall	14H00	1, 2, 3, 4, 5, 6, 7,	Kwa-Phaahla, Siyabuswa A, B, C, D & E, Makopanong, Toitskraal, Mrhononweni, Mabuyeni, Thabana & Ramokgeletsane
07 September 2018	Matshiding Community Hall	14H00	8, 9, 10, 11, 12, 13	Mthambothini, Ga-Morwe, Meetsemadiba, Mabusabesale, Mmakola, Matshiding, Marothobolong, Manyebethwane, Kwa Dithabaneng, Madlayedwa, Borolo

community engagement meetings.

The presentation focused on the following areas:

- ❖ Report on the progress made from the previous year IDP document and the achievements.
- ❖ Confirmation from the community members on the projects the municipality has implemented

Overview of the Presentation

Language

A presentation was prepared in English. The Executive Mayor would translate the presentation into a unanimously acceptable local languages of Setswana, Sepedi and Zindebele to cater for those who need translation.

Inputs Form

For people that may not be able to submit the verbal inputs during the IDP mayoral outreach, they were encourage to write inputs and forward them to the IDP unit through the office of the speaker

4.3 ISSUES IDENTIFIED AS PRIORITIES

The issues noted were identified in terms of their frequency in most proceedings:

- ❖ Provision of water for households remain a challenge
- ❖ Housing and provision of sustainable human settlements throughout the municipality still a challenge.
- ❖ Township establishment in almost all the traditional land
- ❖ Allocation of stands in municipal land for development.
- ❖ Infrastructure maintenance, repairs and installations water meters, storm water drainage, and roads (potholes and street humps) sewer systems).
- ❖ Provision of high-mast lights
- ❖ Request for CWB toilets
- ❖ Good Governance
- ❖ Economic development and job creation
- ❖ Consider the building of multipurpose, youth and ECD centers, pension payout.
- ❖ Provision of clinics in some part of the municipality and 24hrs clinics services.
- ❖ Improve on provision of facilities for disabled persons.
- ❖ Consider creating economic development initiatives and programmes to ensure creation of economically sustainable employment opportunities
- ❖ Community safety as a number priority for community of Dr JS Moroka Local Municipality

COMMUNITY PARTICIPATION AND STAKEHOLDER PRIORITY ISSUES:

ISSUES RAISED DURING THE IDP IMBIZO AT MASOBYE ON 28 AUGUST 2018: MMAMETLHAKE, PHAKE (THABENG, RANKAILE, REBONE, RATLHAGANE), MASOBE, NOKANENG, DIEREFENG

IDP PRIORITY	WARD	ISSUES RAISED
WATER	W31	Request for water and jojo tanks
	W28	Request for water
SANITATION	W31	Request for CWP toilets at school
	W30	Request for CWP toilets
ROADS & STORM WATER	W29	Request for gravelling of roads
ADMIN	W28	Request to be notified about the posts
PMU	W28	Request for upgrading of stadium
YOUTH	W28	Request Youth Manager to organize Youth Summit

MATTERS CONCERNING NATIONAL/PROVINCIAL DEPARTMENT

RESPONSIBLE DEPARTMENT	WARD	ISSUE RAISED
HUMAN SETTLEMENT	W29	Request for PHP houses

ISSUES RAISED DURING THE IDP IMBIZO HELD ON 29 AUGUST 2018 AT LEFISO COMMUNITY HALL: SEHOKO, MOLETJI, SEMOTLHASE AND PART OF NOKANENG, SENOTLELO, GA MARIA, KABETE, RAMONANABELA, DIHEKENG, LEFISO, LEFISOANE, RAMANTSHO AND LODING.

IDP PRIORITY	WARD	ISSUES RAISED
WATER	W20	Request for water pipe repair
	W21	Request for water Request for repair of bore holes

	W21	Request to remove water tap on the street be put in side the yard.
	W22	Request for installation of the water pipes
	W26	Request for water
SANITATION	W20,W22	Request for CWP toilets
	W26	Request for additional CWP toilets
ROADS & STORM WATER	W20	Request for tarred road from Senotlelo to Ramokgeletsane
	W21	Request for tarred road from Lefiso's cemetery to Marapyane Request also road from the crossing to Kome Primary School Request tarred road from Lefiso clinic to Senotlelo
	W22	Request for tarred road and speed humps.
ELECTRICITY	W20,W21,W22,W26	Request for high mast light
	W22	Request for electricity at the office
	W26	Maintenance of high mast light, not working properly
LAND & HOUSING	W20	Request for clearing of the bushes at Ramokgeletsane
ADMIN	W21	Request to be informed about learnership/posts
LED & PLANNING	W20	Request skills training
	W20	Request hospitality training
CEMETERY	W20	Request for fencing cemetery
PMU	W26	Projects are not accommodating people living with disability

MATTERS CONCERNING NATIONAL/PROVINCIAL DEPARTMENT

RESPONSIBLE DEPARTMENT	WARD	ISSUE RAISED
HEALTH	W20,W21	Request for 24hr clinic
	W21	Request for renovation of the clinic Request for staff (nurses)
HUMAN SETTLEMENT	W20,W22	Request additional PHP
HOME AFFAIRS	W21	Request for department to visit each village for ID document.
SASSA	W21	Request SASSA to revisit their dates for changing cards.
	W22	Elders are complaining about their safety at Post Offices.

SAPS	W22	Request for police station
EDUCATION	W26	School children around ward 26 do not have transport to ferry them.
	W26	Makhosonke primary school was damaged by rain they need assistance in renovation.

**ISSUES RAISED DURING THE IDP IMBIZO AT MARAPYANE ON 30 AUGUST 2018;
MARAPYANE, MMADUMA, SEABE, KATJIBANE**

IDP PRIORITY	WARD	ISSUES RAISED
WATER	W23	Request borehole.
	W24	Ward 24 taps not working
	W 25	Shortage of water: addition of water tankers
	W27	Request for jojo tanks
SANITATION	W23 ,W 24	Shortage of CWB
ROADS AND STORM WATER	W 23	Request for storm water
	W24	Regravelling of streets
	W24	Request for tarred road
	W27	Leseleseleng road regravelling
	W25	Street from Phomolong need regravelling of roads
	W25	Request for regravelling of roads Roads not in good condition
	W27	Regravelling of streets Leseleseleng
ELECTRICITY	W23,	Request for high mast light and maintenance
	W25,W27	Request for high mast light

MATTERS CONCERNING NATIONAL/PROVINCIAL DEPARTMENT

RESPONSIBLE DEPARTMENT	WARD	ISSUE RAISED
HEALTH	W23	Request for clinic
HUMAN SETTLEMENT	W23,24	Request for PHP houses
DEPARTMENT OF SAFETY & SECURITY	W23	Request for Police station

ISSUES RAISED DURING THE IDP IMBIZO HELD ON 31 AUGUST AT DIGWALE 2018; MOLAPOAMOGALE, LIBANGENI, MBONGO, MAPHANGA, UKUKHANYA, MADUBADUBA, MAKOMETSANE AND MAPOTLA

IDP PRIORITY	WARD	ISSUES RAISED
WATER	W16	Addition of water tankers
	W19	Water programme not honoured ,ward have two weeks not receiving water
	W19	Water shortage at Madubaduba, water tankers to be added.
ROADS & STORM WATER	W17	Storm water or at house 1270 opposite stadium.
	W19	Speed humps
	W19	Bridge at Makometsane need rails on the sides
	W16	Bore hole not working, increase number of water tankers
	W16	Storm water at paradise Mfundweni route
COMMUNICATION	W15	Municipal website to be updated, capturing number of bursaries, learnership and internship given to people.
PMU	W18	Monitoring of projects
CDS	W18	Damping site needed
	W17	Landfill site to be revamped.

MATTERS CONCERNING NATIONAL/PROVINCIAL DEPARTMENT

RESPONSIBLE DEPARTMENT	WARD	ISSUE RAISED
PPP	W19	Requesting Mkhombo mall

ISSUES RAISED DURING THE IDP IMBIZO HELD ON THE 06 SEPTEMBER 2018 AT THABANA OPEN SPACE KWA DITHABANENG, MADLAYEDWA, BOROLO, MTHAMBOTINI,GA-MORWE,MABUSABESALA,MATSHIDING,MAROTHOBOLONG,MANYEBETHWANE.

IDP PRIORITY	WARD	ISSUES RAISED
WATER	Ward 2	Shortage of water
SANITATION	W1	Request for sewer system
ROADS AND STORM WATER	W2,W6	Request storm water
	W6	Request for speed humps, tarred road
	W2	Bridge at Mmashadi school

	W7	Connection of steel dam
	W2	Request for completion of tarred road.
	W7	Request for completion of tarred road: Ramokgeletsane
	W4	Bridge between Engen garage and Makopanong need to be fix.
LED & PLANNING	W1,W2,W3	Employment
	W7,w6	Learnership and bursary scheme
PMU	W7	Local contractor to employ local people.
ELECTRICITY	W1	Request for high mast light

MATTERS CONCERNING NATIONAL/PROVINCIAL DEPARTMENT

RESPONSIBLE DEPARTMENT	WARD	ISSUE RAISED
HUMAN SETTLEMENT	W4	Request for PHP house
	W1,W3	Request for PHP houses
	W1	Request for land
SASSA	W3	Request for food parcel
Health	W2	Poor services at the clinic
EDUCATION	W4	Removal of asbestos at schools
DEPARTMENT OF SPORTS ARTS , CULTURE AND RECREATION	W2	Request for community hall

ISSUES RAISED DURING THE IDP IMBIZO HELD ON THE 07 SEPTEMBER 2018 AT MATSHIDING
COMMUNITY HALL. KWA-PHAAHLA, SIYABUSWA A, B, C, D & E, MAKOPANONG, TOITSKRAAL,
MRHONONWENI, MABUYENI, THABANA & RAMOKGELETSANE

IDP PRIORITY	WARD	ISSUES RAISED
WATER	Ward 8, Meetsemadiba, Ward 12 (Matshiding)	Request for water supply
	Ward 12 (Matshiding)	Request for borehole
	Ward 12 (Matshiding)	Request for water reticulation Project

	Ward 13	Request for clean water supply on taps (the current water on taps are dirty)
SANITATION	Meetsemadiba, Borolo (Ward 13)	Request for CWB toilets
	Mabusabesala	Request for Stormwater drainage
ROADS & STORM WATER	Ward 8, Meetsemadiba, Makola (Ward 11)	Request for road regravelling
	Meetsemadiba	Request for clearing of Sports field
	Mabusabesala	Request for road regravelling next to Sibiya
	Ward 12 (Matshiding)	Request for tarred Road (Kakarela road)
PMU	Marothobolong	Request for Services delivery of all basic services
	Ward 13 (Borolo)	Request for reasons behind the interruption of CWB toilets in Borolo
ELECTRICITY	Mabusabesala, Meetsemadiba	Request for High Mast Lights
LED & PLANNING	Makola (Ward 11)	Request for Job Creation Opportunities
SPECIAL PROGRAMME	Makola (Ward 11)	Request for Moral Regeneration Program
YOUTH DEVELOPMENT	Borolo	Request for Internships /Learnerships programmes

MATTERS CONCERNING PROVINCIAL / NATIONAL DEPARTMENTS

RESPONSIBLE DEPARTMENT	VILLAGE/WARD	ISSUE RAISED
ESKOM	Ward 8	Request for uninterrupted supply of electricity
DEPARTMENT OF EDUCATION	Ward 10	Renovation of Mantwana School
	Ward 10	Request for afternoon classes at Mantwana School
DEPARTMENT OF PUBLIC WORKS, ROADS AND TRANSPORT	Ward 10	Request for pedestrian crossing Next to Mantwana School
	Meetsemadiba	Request for debushing of open fields
	Borolo (Ward 13)	Request for fair recruitment in EPWP project
DEPARTMENT OF HUMAN SETTLEMENTS	Ward 10, Meetsemadiba, Borolo (Ward 13)	Request for PHP Houses
SOUTH AFRICAN SOCIAL SECURITY AGENCY	Meetsemadiba	Request for pensioner pay points with additional security
	Makola (Ward 11)	Request for assistance in the prevention of human trafficking
SOUTH AFRICAN POLICE SERVICES	Meetsemadiba, Mabusabesala	Request for Crime Prevention Initiatives
DEPARTMENT OF SPORTS ARTS AND CULTURE	Meetsemadiba	Request for Recreational facilities
	Meetsemadiba, Ward 11(Makola)	Request for Drug rehabilitation Centre
	Borolo 13	Request for community hall
DEPARTMENT OF HEALTH	Matshiding (Ward 12)	Request for hospital

5. SECTION: PROJECT PHASE

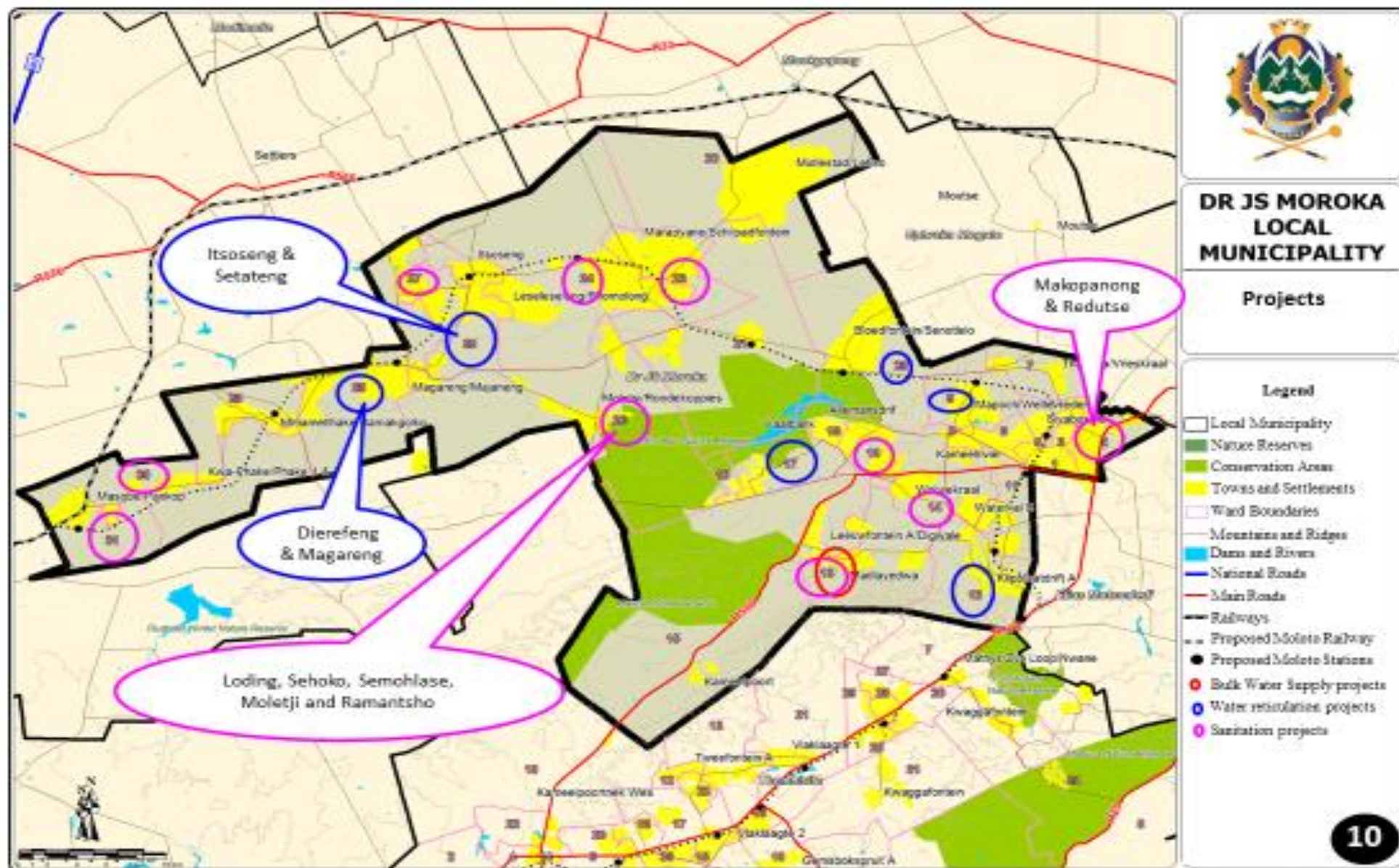
In terms of Section 26(i) the Local Government: Municipal Systems Act (Act 32 of 2000), municipalities must ensure that an IDP reflects the Key Performance Indicators and Performance Targets. Municipalities must allow the community to participate in the setting of appropriate Key Performance Indicators and Performance Targets for the municipality. Since there are limited resources at Dr JS MLM disposal and the low revenue collection, the municipality cannot satisfy all the identified needs.

The table below lists the identified community needs in order of priority. These projects are a process of the strategic goals set by the Municipality. The projects are linked to the strategic goals as follows;

Urgent Needs		Important Needs		Less Pressing Needs	
1	Water provision for HH	8	Request for title deeds	15	Fixing of potholes
2	Road and storm water development and maintenance	9	Request for community halls	16	Development of community parks and recreational facilities
3	Sanitation provision for HH	10	Convertible Water Borne (CWB) toilets	17	HIV and awareness Programmes
4	Highmast Installation	11	Request for Hospital	18	Old Age home for elderly
5	Economic Development and Job creation	12	Request for all clinics to operate 24hrs	19	Youth advisory centers
6	Request for tarred roads	13	Request for Drugs Rehabilitation centre	20	Shelter for pensioners
7	Request for PHP	14	Townships establishment	21	Re-gravelling of all sports grounds

ROADS AND STORMWATER CAPITAL PROJECTS

Project Name, Programme & Activity	Ward	Location	Key Performance Indicator	Medium Term Budget Framework (Achievable at end of the year: 19/20 – 20/22 (000))		
Upgrading of Roads and Stormwater Drainage System in Seabe (Itsoseng)	25	Seabe	2.5km of storm water constructed	R5 000 000	R11 500 000	R11 500 000
Construction of Roads and Stormwater Drainage Siyabuswa B	5	Siyabuswa B	0.5 km of route & storm water constructed	R7 000 000	R11 032 495.95	R11 032 495.95
Construction of Katjibane Bus and Taxi Route	27	Katjibane	2.5km of bus & taxi route constructed	R12 000 000	R6 000 000	R12 429 000
Construction of Bus and taxi Route at Nokaneng	28	Nokaneng	2km of bus & taxi route constructed	R11 500 000	R6 500 000	R6 500 000
Construction of Bus and taxi Route at Digwale	15	Digwale	0.5km bus & taxi route constructed	R3 897 500	R9 000 000	R9 000 000
Upgrading of Ga-Morwe Bus and taxi Route	9/10	Ga-Morwe	0.8 km of route & storm water constructed	R6 690 000	R0.00	R0.00
Upgrading of Ga-Phaahla Bus and Taxi Route	1	Ga-Phaahla	1.5 km of route & storm water constructed	R10 000 000	R3 763 864	R3 763 864
Upgrading of Masobye (Trust Section) Bus and taxi route	31	Masobye	0.5km of bus & taxi route constructed	R3 700 000	R6 500 000	R6 500 000
Upgrading of Kabenziwa Route	3	Siyabuswa A	0.5km of route upgraded	R3 000 000	R3 763 864	R3 763 864



ROADS AND STORMWATER CAPITAL PROJECTS

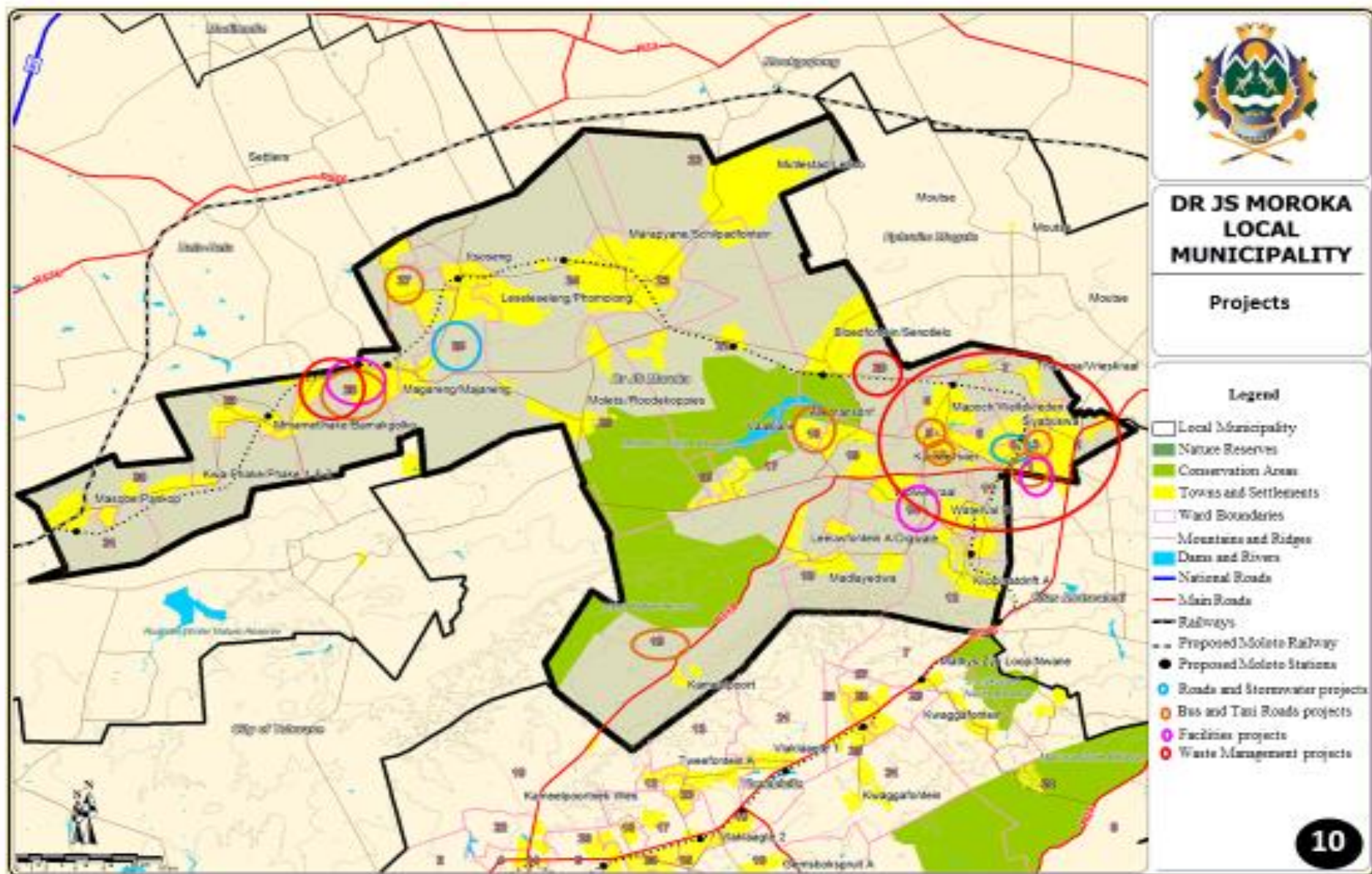
Project Name, Programme & Activity	Ward	Location	Key Performance Indicator	Medium Term Budget Framework (Achievable at end of the year: 19/20 – 20/22 (000))		
Construction of Bus and taxi Route at Ukukhanya	19	Ukukhanya	0.5km of route constructed	R3 793 750	R9 000 000	R9 000 000
Upgrading of Siyabuswa Maqhawe school Route	4	Siyabuswa A	0.5km of route constructed	R3 618 750	R9 000 000	R9 000 000
Upgrading of Ga-Maria Bus and taxi Route	22	Ga-Maria	0.5km of route constructed	R3 000 000	R9 000 000	R9 000 000
Upgrading of Lefiso Bus and taxi Route	22	Lefiso	1.5km of route constructed	R10 000 000	R9 000 000	R9 000 000
Upgrading of Marapyane Bus and taxi Route	23	Marapyane	1km route constructed	R6 000 000	R8 000 000	R8 000 000
Upgrading of Watervaal Bus and taxi Route (Cemetery road)	10	Watervaal	1.2km of route constructed	R8 000 000	R7 000 000	R7 000 000
Upgrading of Matshiding Bus and taxi Route	12	Matshiding	1km of route constructed	R6 000 000	R10 000 000	R10 000 000
Upgrading of Skinning Bus and Taxi route	13	Skinning	0.5km of stormwater constructed	R3 200 000	R0	R0
Upgrading of Stormwater Control in Siyabuswa	4	Siyabuswa (Mmashadi)	1km of stormwater constructed	R2 000 000	R0	R0
Totals				R108 400 000	R119 060 224	R125 489 224

SANITATION CAPITAL PROJECTS

Project Name, Programme & Activity	Ward	Location	Key Performance Indicator	Medium Term Budget Framework (Achievable at end of the year: 19/20) – 20/22 (000)		
Provision of CWB Toilets	4	Mashadi	41 VIP Toilets Constructed	R600 000	R630 000	R630 000
Provision of CWB Toilets	2	Makopanong	65 VIP Toilets Constructed	R1 000 000	R1 000 000	R1 000 000
Provision of CWB Toilets	14	Maphotla	65 VIP Toilets Constructed	R1 000 000	R1 000 000	R1 000 000
Provision of CWB Toilets	19	Ukukhanya	65 VIP Toilets Constructed	R1 000 000	R1 200 000	R1 200 000
Provision of CWB Toilets	24	Marapyane	65 VIP Toilets Constructed	R1 000 000	R1 200 000	R1 200 000
Provision of CWB Toilets	26	Loding, Sehoko, Semohlase, Moletji, Ramantshe	65 VIP Toilets Constructed	R1 000 000	R1 200 000	R1 200 000
Provision of CWB Toilets	27	Leseleseleng	65 VIP Toilets Constructed	R1 000 000	R1 200 000	R1 200 000
Provision of CWB Toilets	29/30	Phake	130 VIP Toilets constructed	R2 000 000	R1 639 640	R1 639 640
Provision of CWB Toilets	31	Masobye	65 VIP Toilets Constructed	R1 000 000	R1 995 000	R1 995 000
Totals				R9 600 000	R11 064 640	R11 064 640

WASTE MANAGEMENT CAPITAL PROJECTS

Project Name, Programme & Activity	Ward	Location	Key Performance Indicator	Medium Term Budget Framework (Achievable at end of the year: 19/20) – 20/22 (000)			
Mamethlake Landfill site	28/29	Mamethlake	Landfill designed	Mamethlake landfill site designed	R1 000 000	R6 000 000	R 10 000 000
Totals					R1 000 000	R6 000 000	R10 000 000



NKANGALA DM IDP PROJECTS FOR DR JS MOROKA LOCAL MUNICIPALITY
: Nokaneng Bulk Water Supply
: Weltevreden Water Bulk Supply
Aids Day: HCT and VMMC campaign
Assistance to Local Municipalities (Capacity Building): Co-sourced Internal Audit Support
Assistance to Local Municipalities (Capacity Building): Grap 17 Dr Js Moroka
Assistance to Local Municipalities (Capacity Building): Non-Financial & Financial Support
Assistance to Local Municipalities (Capacity Building): Projects Local Municipalities
Assistance to Local Municipalities (Software and Application Support): Drjsm Scm/ Debtors Verificatio
Building and Other Structures: Community Hall Dr. Js Moroka
Building and Other Structures: Renovate King Cluster Dr JS Moroka
Child Programmes: Community Park Dr JS Moroka
Communal Sanitation: VIPToilets and Septic Tanks Dr JS Moroka
Community Development Initiatives: Support to LM's - sport art & culture activities
Computer Software and Applications: SCOA Software Dr JS Moroka
Disaster Management: Awareness Campaigns Disaster M
Disaster Management: Crime Prevention Programmes
Disaster Management: Emergency Open day needs
Disaster Management: Moral Regeneration Movement
Distribution: Madubaduba and Moripe Gardens Water Supply
Drainage Collection: Mabuyeni Stormwater Drainage systems
Drainage Collection: Stormwater Matshiding
Environmental Health: Education & Awareness Campaigns
Feasibility Studies: Feasibility Study for Integrated Human Settlement Dr JS Moroka
Inter-Governmental Relations (IGR) Programme: Moral Regeneration
Internal Water Reticulation: Replace Asbestos Pipes Siyabuswa
Internal Water Reticulation: Water Supply At Phake
LV Networks: 20 Highmast Lights Dr JS Moroka
LV Networks: Highmast Lights Dr JS Moroka
Machinery and Equipment: Grader
Master plan: Feasibility study Bulk water supply
Master plan: Geohydrological investigations
Meters Bulk: Installation of Water Meters phase 2

Meters Bulk: Installation Water Meters Drjs
Project Implementation: Containerised Business Hub
Project Implementation: Develop Business Plan Bio Diesel Plant in Dr JS Moroka
Project Implementation: Feasibility Study Glass Recycl
Project: EPWP INCENTIVE GRANT PROJECTS
Public Participation Meeting: Public Participation Meeting
Reticulation: Replace Asbestos Pipes Siyabuswa
Reticulation: Water Supply at Phake
Road Structures: Ga-Morwe to Mthambothini Vehicle Bridge
Road Structures: Pedestrian Bridge Ward 11
Roads Pavements Bridges and Storm Water: Kabenziwa Stormwater Control
Roads Pavements Bridges and Storm Water: Kakarela Road Ward 12 Construction
Roads Pavements Bridges and Storm Water: Marothobolong River Bridge
Roads Pavements Bridges and Storm Water: Pedestrian Bridge
Roads Pavements Bridges and Storm Water: Stormwater Control
Roads Pavements Bridges and Storm Water: Stormwater Ward 19 Dr Jsm
Roads Pavements Bridges and Storm Water: Upgrading Marothobolong Bus &
Roads: Bus Route from Mogononong to Siyabuswa Magistrate Court
Roads: Kakarela Road Construction
Roads: Upgrading Marothobolong Bus & Taxi Route
Spatial Planning: Bulfontein Land Survey
Spatial Planning: Bulk Contrib Bylaw Drjsm
Spatial Planning: Dr Js Moroka Land Audit
Spatial Planning: DrJSM State Land Release
Spatial Planning: Feasibility township Establishment DRJSM
Spatial Planning: Kammeelrivier Land Surveying
Spatial Planning: Land Rights Verification DrJSM
Spatial Planning: Land surveying Dr JS Moroka
Spatial Planning: Opening of Township Register Dr JS Moroka
Spatial Planning: Principt Plan Dr Js Moroka
Spatial Planning: Property Evaluation for Procurement of Land for Integrated Human settlement Dr JS Moroka
Spatial Planning: Ramokgeletsane Township Establishment
Spatial Planning: Review of Land Use Scheme Dr JS Moroka

Spatial Planning: Review of Land Use Scheme Dr JS Moroka ph2
Spatial Planning: Riekerts Laager Township Establishment
Spatial Planning: State Land release for Integrated Human Settlement In Dr JS Moroka
Spatial Planning: Township Establishment for Inegrated human Settlement in Dr JS Moroka
Spatial Planning: Valchfontein Land Survey
Storm water Conveyance: Kabenziwa Stormwater Control
Storm water Conveyance: Stormwater Ward 19 DRJSM
Street Lighting and Signal Systems: 20 Highmast Lights Dr Js
Street Lighting and Signal Systems: Dr Js Moroka High Mast Lights
Tourism Projects: Support to LTO and RTO
Transport Assets: Compactor Truck Dr JS Moroka
Transportation: Vaal Bank Crossing Taxi Rank
Water Treatment Works: Rust de Winter water treatment plant

FUNDED NDM PROJECTS, PROGRAMMES, ACTIVITIES FOR Dr JS MLM

NDM FUNDED PROJECTS, PROGRAMMES & ACTIVITIES FOR DR JS MLM	2019 - 2020	2020 - 2021	2021 - 2022
Aids Day: HCT and VMMC campaign	117,977	120,000	120,000
Assistance to Local Municipalities (Capacity Building): Co-sourced Internal Audit Support	624,281	640,000	640,000
Assistance to Local Municipalities (Software and Application Support): Drjsm Scm/ Debtors Verificatio	471,912	495,508	522,265
Communal Sanitation: VIPToilets and Septic Tanks Dr JS Moroka	1,500,000	-	-
Disaster Management: Awareness Campaigns Disaster M	100,000	120,000	132,000
Disaster Management: Emergency Open day needs	-	-	550,000
Distribution: Madubaduba and Moripe Gardens Water Supply	3,500,000	7,000,000	7,000,000
Drainage Collection: Mabuyeni Stormwater Drainage systems	3,000,000	4,500,000	1,500,000
Drainage Collection: Stormwater Matshiding	4,000,000	-	-
Environmental Health: Education & Awareness Campaigns	45,000	60,000	70,000
Feasibility Studies: Feasibility Study for Integrated Human Settlement Dr JS Moroka	633,000	667,816	-
Inter Governmental Relations (IGR) Programme: Moral Regeneration	75,000	80,000	85,000
Machinery and Equipment: Grader	4,000,000	4,500,000	-
Project Implementation: Containerised Business Hub	-	-	2,000,000
Public Participation Meeting: Public Participation Meeting	102,350	104,908	110,154
Road Structures: Ga-Morwe to Mthambothini Vehicle Bridge	4,000,000	6,000,000	1,500,000
Roads: Bus Route from Mogononong to Siyabuswa Magistrate Court	-	5,000,000	1,500,000
Roads: Kakarela Road Construction	-	-	2,000,000
Spatial Planning: Land surveying Dr JS Moroka	-	500,000	520,000
Spatial Planning: Opening of Township Register Dr JS Moroka	685,750	723,466	650,000
Spatial Planning: State Land release for Integrated Human Settlement In Dr JS Moroka	527,500	-	-
Spatial Planning: Township Establishment for Inegrated human Settlement in Dr JS Moroka	-	1,669,537	1,500,000
Storm water Conveyance: Kabenziwa Stormwater Control	3,500,000	-	4,500,000
Grand Total	26,882,770	32,181,235	24,899,419

DEPARTMENT OF CULTURE, SPORTS AND RECREATION

PROJECTS / PROGRAMMES 2018/19							
Project/Programme Name	Ward/Location	2018/19 Target	2018/19 Budget	Total Project cost	Progress to date	Challenges	Remedial Action
Masobye Library	Masobye (Ward 31)	100%	R7,522 000	R16 938 000	100%	None	None
PROJECTS / PROGRAMMES 2019/20							
Project/Programme Name	Ward/Location	Beneficiary			2019/20 Budget	Total Project cost	
Construction of Library	Mmamethlake (Ward 29)	Learners, Educators, Community			R500 000	R16500 000	

DEPARTMENT OF ECONOMIC DEVELOPMENT AND TOURISM

PROJECTS / PROGRAMMES 2018/19							
Project/Programme Name	Ward /Location	2018/19 Target	2019/20 Budget	Total Project cost	Progress to date	Challenges	Remedial Action
SMME Strategy	All	Finalize SMME Strategy	R900 000	R900 000	Draft SMME strategy developed	None	None
Forestry strategy	All	Development of Forestry strategy	R500 000	R500 000	Draft Forestry strategy developed	None	None
Airlift strategy	All	Development of Airlift strategy	R700 000	R700 000	Draft Airlift strategy Developed	None	None
LED Framework	All	Development of LED Framework	R1,100 000	R1,100 000	1 st Draft LED Framework developed	None	None
Tourism Bill	All	Development of Tourism Bill and review of the Mpumalanga Tourism Growth Strategy	R400 000	R400 000	Tourism Bill developed and Mpumalanga Tourism Growth strategy reviewed.	None	None

Tourism assessment report	All	Tourism assessment reports produced	R600 000	R600 000	-Inception report has been completed. -The process is currently at the stakeholder consultation stage	None	None
PROJECTS / PROGRAMMES 2019/20							
Project/Programme Name	Ward/Location	Beneficiary	2019/20 Target	2019/20 Budget	Total Project cost		
Develop a comprehensive support plan for SMME and Cooperatives to participate in the economy	All	All Wards	Increase funding to enterprises - SMMEs and Cooperatives - Disburse loans to SMMEs valued at R 20 million using MEGA own funds	R 20 000 000	R 20 000 000		
			Provide non-financial support to enterprises - SMMEs and Cooperatives	Operational Budget	Operational Budget		
Township and Rural Economy Revitalisation programme	All	All Wards	Facilitate access to funding for SMMEs in township & rural areas through the MEGA/ Standard Bank partnership. -Refer loans valued at R 40 million* to Standard Bank for approval	External Budget	External Budget		
Government Nutrition Programme	All	All wards	The rolling out of Phase II of the project: <ul style="list-style-type: none"> Increasing the number of hospitals serviced from 9 to 32 and including supplying of the goods to DSD and DCSSL. Increasing project range to include dry goods for schools and hospitals. Increasing the capacity of smallholder farmers, SMME bakeries and government owned milling projects to supply the programme	Procurement spent valued at R 25 million* from accredited farmers and SMMEs supplying the Government Nutrition Programme	Budget from government departments: <ul style="list-style-type: none"> DoH DoE DSD DCSSL 		
Social Enterprise Development Model	All	All wards	Ensure accreditation of SMMEs by SABS				

			<ul style="list-style-type: none"> Facilitation of capacity building of existing SMMEs/Cooperatives Assessment of businesses and facilitate accreditation by SABS 		
Business Regulation	All	All wards	Local Municipalities and the District assisted in finalising street trading by-laws i.r.o Mpumalanga Business Act ✓ Capacity ✓ Development		

DEPARTMENT OF COMMUNITY SAFETY SECURITY AND LIASON

PROJECTS / PROGRAMMES 2019/20					
Project/Programme Name	Ward/Location	Beneficiary	2019/20 Target	2019/20 Budget	Total Project cost
CIVILIAN OVERSIGHT : MONITORING AND EVALUATION					
Monitoring of Police Stations on policy compliance	Mmamethlake and Siyabuswa	Siyabuswa and Mmamethlake police stations	02 Police Stations monitored on policy compliance	Operational	Operational
Audits on the implementation of Domestic Violence Act (DVA)	Mmamethlake	Siyabuswa and Mmamethlake police stations	02 Police Stations audited on the implementation of Domestic Violence Act (DVA)	Operational	Operational
EDUCATIONAL AWARENESS CAMPAIGNS					
Project/Programme Name	Ward/Location	Beneficiary	2019/20 Target	2019/20 Budget	Total Project cost

(01) Anti Stock theft workshop	Marapyane	Ward 23	02 Educational awareness campaigns conducted	R6 000	R6 000
(01) Liquor traders workshop	Siyabuswa	Ward 3	02 Educational awareness campaigns conducted		
COMMUNITY POLICE RELATIONS					
Project/Programme Name	Ward/Location	Beneficiary	2019/20 Target	2019/20 Budget	Total Project cost
Assess & support Community Safety Forum	All wards	Community members	01 Community Safety Forum assessed & supported	Operational	Operational
Assess & support Community Policing Forums	Siyabuswa	Ward 3, 4, 5 6	02 Community Police Forums assessed & supported	R4 000	R4 000
	Marapyane	Ward 23			
Recruit Tourism Safety Monitors (TSMs)	Siyabuswa (17)	Ward 3, 4, 5 6	30 Tourism Safety Monitors (TSMs) recruited	R875 520 R2, 432.22 Stipend per TSM for a period of 12 months	R 875 520
	Vaalbank (13)	Ward 16,17			
TRANSPORT REGULATION					
Project/Programme Name	Ward/Location	Beneficiary	2019/20 Target	2019/20 Budget	Total Project cost
Safety engineering	All wards	All wards	05 Transport Regulation programmes implemented	Operational	Operational
Traffic Law enforcement					
Road safety Education					
Traffic administration and licensing					
Overload control					

DEPARTMENT OF PUBLIC WORKS ROADS AND TRANSPORT

PROJECTS / PROGRAMMES 2019/20					
Project/Programme Name	Ward/Location	Beneficiary	2019/20 Target	2019/20 Budget	Total Project cost
Design: Upgrade: D935 from Limpopo boundary past Katjibane to D2740 Nokaneng (9 km)	Nokaneng	Ward 26, 27	100%	R 4 400 000	R 4 400 000
Upgrade: Rural Access Road D2091 from Marapyane to Limpopo Border (towards Settlers) (4.7 km)	Marapyane	Ward 23	63%	R 32 262 000	R 54 051 000
Guardrails	All Villages	All wards	100%	R 5,796 000	R3 318 000
Municipal Support (Gravel access roads)	All Villages	All wards	100%	R 8,356 000	R35 000 000
Municipal Support (Local street paving)	All Villages	All wards	100%	R10 983 000	R46 000 000
Cleaning of road reserves	All Villages	All wards	100%	R 996 000	R1 103 000
Culvert maintenance	All Villages	All wards	100%	R 5,892 000	R7 459 000
Distance (km) markers	All Villages	All wards	100%	R 492 000	R539 000
Weed control	All Villages	All wards	100%	R 492 000	R499 000
Fencing	All Villages	All wards	100%	R 696 000	R874 000
Gabions	All Villages	All wards	100%	R 3 996 000	R4 260 000
Grading	All Villages	All wards	100%	R 27 573 000	R35 368 000
Grass cutting	All Villages	All wards	100%	R 3 504 000	R2 258 000
Patching	All Villages	All wards	100%	R 68 220 000	R74 334 000
Guardrails	All Villages	All wards	100%	R 5 796 000	R3 318 000
Municipal Support (Gravel access roads)	All Villages	All wards	100%	R 8 356 000	R35 000 000
Municipal Support (Local street paving)	All villages	All wards	100%	R 10 983 000	R46 000 000

DEPARTMENT AGRICULTURE RURAL DEVELOPMENT, LAND AND ENVIROMENTAL AFFAIRS

Project/Programme Name	Ward/Location	2018/19 Target	2018/19 Budget	Total Project cost	Progress to date	Challenges	Remedial Action
PROJECTS / PROGRAMMES 2019/20							
Retloshoma Fortune 40	Marapyane	Completion of Handling Facilities and Broiler Units		R1 500 000	Specification developed	Service Provider not yet appointed	Project should be rolled-over to 2019/2020

DEPARTMENT OF SOCIAL DEVELOPMENT

PROJECTS / PROGRAMMES 2019/20				
Project/Programme Name	Ward/Location	Beneficiary	2019/20 Budget	Total Project cost
ECD Infrastructure	Siyabuswa (Rooikopen)	Drjsmlm	R249 000	R249 000
ECD Infrastructure (Maintenance and repairs) Nkangala District)	Seabe	Retsugile Pre-School	R171 454	R171 454
ECD Infrastructure (Maintenance and Educare)	Marapyane	MMakubutona Educare	R178 365	R178 365
ECD Infrastructure (Maintenance and Educare)	Libangeni	Focus Educare	R176 715	R176 715
Strengthening Youth Community Interventions				
Youth Development	Nkangala District	Nkangala District	R1000 000	R1000 000

DEPARTMENT OF WATER AND SANITATION

Project/Programme Name	Ward/Location	Beneficiary	2019/20 Budget	Total Project cost
Rust De Winter Bulk water scheme	Drjsmlm	Drjsmlm	R10 000 000	R10 000 000

DEPARTMENT OF HEALTH

Project/Programme Name	Ward/Location	Beneficiary	2019/20 Budget	Total Project cost
Construction of Pankop Clinic and accommodation including associated external works	Masobye	Drjsmlm	R27 634 000	R51 209 000
Mmamethlake Hospital Phase 1	Mmamethlake	Drjsmlm	R8 936 000	R384 771 000
Mmamethlake Hospital Phase 2	Mmamethlake	Drjsmlm	R92 636 000	R211 700 000