

Congratulations Class of 2015.

78.6% Pass Rate



Provincial % of Pass – 12 Years

Provinces	2004	2005	2006	2007	2008	2009	2010	2011	2012	2013	2014	2015
Gauteng	76.8	74.9	78.3	74.6	76.3	71.8	78.6	81.1	83.9	87	84.7	84.2
N. West	64.9	63,0	67	67.2	67.9	67.5	75.7	77.8	79.5	87.2	84.6	81.5
Free State	78.7	77.8	72.2	70.5	71.6	69.4	70.7	75.7	81.1	87.4	82.8	81.6
W. Cape	85	84.4	83.7	80	78.7	75.7	76.8	82.9	82.8	85.1	82.2	84.7
MPU	61.8	58.6	65.3	60.7	51.8	47.9	56.8	64.8	70	77.6	79.0	78.6
N. Cape	83.4	78,9	76.8	70.3	72.7	61.3	72.3	68.8	74.6	74.5	76.4	69.4
Limpopo	70.6	64.9	55.7	58	54.7	48.9	57.9	63.9	66.9	71.8	72.9	65.9
KZN	74	70.5	65.7	63.8	57.2	61.1	70.7	68.1	73.1	77.4	69.7	60.7
E. Cape	53.5	56.7	59.3	57.1	50.6	51	58.3	58.1	61.6	64.9	65.4	56.8
National	70.7	68.3	66.6	65.2	62.2	60.6	67.8	70.2	73.9	78.2	75.8	70.7

“The doors of learning
and Culture shall be
opened...”

The aim of education
shall be to teach the
youth to love their
people and their
culture, to honour
human
brotherhood.”

Congratulatory Message by the Hon. Premier Mr. DD Mabuza



In appreciation, Hon Premier, Mr DD Mabuza



Delivered, Mrs Reginah Mhualle, MEC for Education

As a people of Mpumalanga, the Place of the Rising Sun, we have an understanding that every household is touched by the developments and happenings in the education system.

Education makes a worthy contribution to the lives of every nation and society and has immensely improved our ways of understanding the world and mainly making us responsible citizens.

The Mpumalanga Provincial Government congratulates all candidates who have made the grade and wishes them all the best in their prospective fields of study as well as other developmental endeavours they wish to pursue.

To that effect, the Provincial Government has issued bursaries to deserving learners and also expresses its gratitude to the business sector for coming to the party by easing the financial burden of our citizens in the form of offering bursaries and other stipends.

The doors of learning have opened up all over the nation and the University of Mpumalanga will also be expanding courses on offer in the 2016 academic year. We thus want to encourage our learners to enrol with the University of Mpumalanga and be counted amongst the first to be enrolled.

To those learners who will be going beyond the boundaries of the province, please be informed that you have our support and best wishes. The people of Mpumalanga are proud of you, go and represent us well in your endeavour to acquire knowledge and skills.

Those who have not made it still have a chance to change their fortunes. There is still hope for you to also pass your Grade 12. We thus appeal to the Department of Education, principals and parents to offer their support so that these learners can also find their academic footing.

It is also proper that I should extend and appreciate the efforts of all our learners, parents, teachers, government officials, organisations and other persons who have contributed to the success of these Grade 12 learners.

Our wish is that the education that our learners acquire should be used as a frontline in fighting social ills and pushing the boundaries of social movement, change and development.
Congratulations Class of 2015

“This decline presents an awakening call for us to instill a sense of urgency and not to be complacent in our quest to deliver quality education in the province.

It is a clarion call to every stakeholder to put more effort on the paddle until the province achieves the results that have been envisioned in the National Development Plan.”

Mrs Reginah Mhualle
MEC for Education

The Class of 2015 records the highest Number of Passes

The Mpumalanga Class of 2015 has obtained a 78.6% pass rate which translates to 43 229 candidates registering a pass out of the 54 980 candidates who sat for the examinations. This is for the first time that Mpumalanga Province passes records such a huge number of learners.

Out of this number of passes, there are success stories that stand out where learners thrived against all odds. Such is the story of 17 year old Do Good Faith Kupere from Mashishila, Chief Albert Luthuli Local Municipality in the Gert Sibande District.

Raised by his grandmother after the passing on of his parents while he was still young, Do Good lived up to his prophetic name to pass his National Senior certificate in flying colours.

This top achiever from Highveld Secondary School said, ***“I had the support of my teachers and heeded the advice of my grandmother who always advised me to work hard until I have made it. I intend to study Actuarial Sciences at the University of Witwatersrand.”***

In providing post-school educational support, the Mpumalanga Provincial Government has committed R104 Million to provide bursaries for deserving learners. To this effect the MEC for Education, Mrs. Reginah Mhaule said, ***“The Department has set aside R104 Million towards bursaries for 2016/17. We encourage all students to take advantage of this opportunity and use it for their own empowerment.”***

The good story is that the provincial districts have all performed above the National average of 72%, with Ehlanzeni District recording the highest pass rate at 82.39%.

Of the 68 circuits within the province, Khulangwane Circuit from Ehlanzeni district is the overall best performing circuit after obtaining a 92.82% pass rate while Hoërskool Nelspruit retained the number one position provincially for the 2015 academic year with a 100% pass rate.

“ I am very proud of the Class of 2015, although this percentage resulted in a 0.4% decline from the 79% pass rate obtained in 2014, we still remain optimistic that the province is doing a great job in ensuring that our learners are prepared for their final examinations,” concluded MEC Mhaule.

The provincial best learner, Sumaya Jeewa from Middelburg Muslim School received the highest honour as on top of the bursary, fridge and other tokens of appreciation, she received a Toyota Aygo courtesy of Imperial Toyota Nelspruit.

In his congratulatory message to the Class of 2015, Premier DD Mabuza, said, ***“It is also proper that I should extend and appreciate the efforts of all our learners, parents, teachers, government officials, organisations and other persons who have contributed to the success of these Grade 12 learners. Our wish is that the education that our learners acquire should be used as a frontline in fighting social ills and pushing the boundaries of social movement, change and development.”***

The Department has also plans in place to assist learners who have not made it this time around. Those who qualify to write the supplementary examination are assisted by schools and the Department will support these learners through direct teaching and revision Classes, Radio Lessons and the Dial a Tutor Programme focusing on high enrolment content subjects.

The centers that were used previously for winter schools will be used as Support Centers for learners who will be writing the supplementary examination.

The supplementary examinations will take place from 10 February to 17 March 2016.

The Mpumalanga Department of Education congratulates the Class of 2015.



MPUMALANGA

THE PLACE OF THE RISING SUN

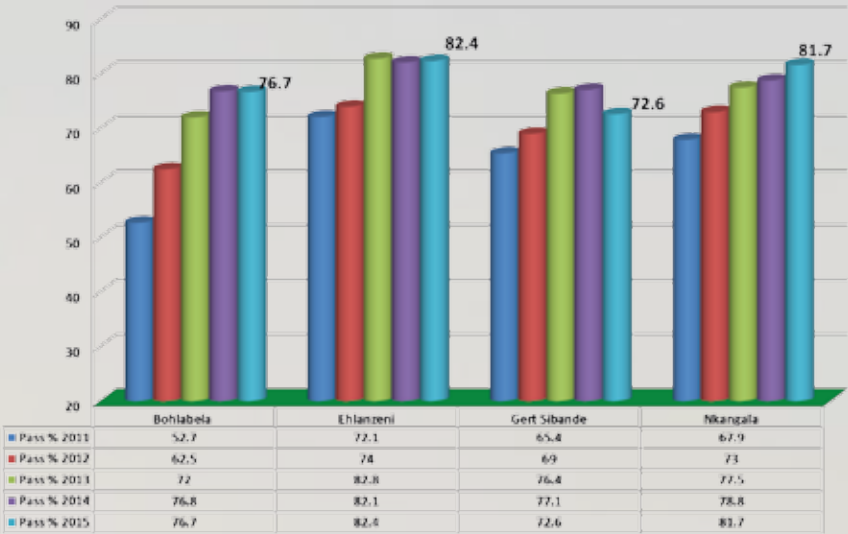


Provincial Breakdown

Provincial % of Pass – 12 Years

Provinces	2004	2005	2006	2007	2008	2009	2010	2011	2012	2013	2014	2015
Gauteng	76.8	74.9	78.3	74.6	76.3	71.8	78.6	81.1	83.9	87	84.7	84.2
N. West	64.9	63,0	67	67.2	67.9	67.5	75.7	77.8	79.5	87.2	84.6	81.5
Free State	78.7	77.8	72.2	70.5	71.6	69.4	70.7	75.7	81.1	87.4	82.8	81.6
W. Cape	85	84.4	83.7	80	78.7	75.7	76.8	82.9	82.8	85.1	82.2	84.7
MPU	61.8	58.6	65.3	60.7	51.8	47.9	56.8	64.8	70	77.6	79.0	78.6
N. Cape	83.4	78,9	76.8	70.3	72.7	61.3	72.3	68.8	74.6	74.5	76.4	69.4
Limpopo	70.6	64.9	55.7	58	54.7	48.9	57.9	63.9	66.9	71.8	72.9	65.9
KZN	74	70.5	65.7	63.8	57.2	61.1	70.7	68.1	73.1	77.4	69.7	60.7
E. Cape	53.5	56.7	59.3	57.1	50.6	51	58.3	58.1	61.6	64.9	65.4	56.8
National	70.7	68.3	66.6	65.2	62.2	60.6	67.8	70.2	73.9	78.2	75.8	70.7

Best District: Ehlanzeni (82.4%)



2015 Schools Performing At 100%

No.	SCHOOL	ENTERED	WROTE	PASSED	PASS %
1	HO&RSKOOL NELSPRUIT	252	251	251	100
2	HO&RSKOOL BERGLAM	187	186	186	100
3	HO&RSKOOL LYDENBURG	176	176	176	100
4	HTS WITBANK	166	166	166	100
5	STEELCREST HIGH SCHOOL	146	146	146	100
6	HO&RSKOOL HOOGENHOUT	129	129	129	100
7	HO&RSKOOL PATRIOT	131	129	129	100
8	HO&RSKOOL SYBRAND VAN NIEKERK	113	112	112	100
9	HO&RSKOOL VOLKSRUST	106	106	106	100
10	DAYIMANI HIGH SCHOOL	79	78	78	100
11	MDZILI SECONDARY SCHOOL	71	69	69	100
12	MATHEWS PHOSA COLLEGE	55	55	55	100
13	SKHILA SECONDARY SCHOOL	45	45	45	100
14	BELFAST AKADEMIE	45	42	42	100
15	KHULA SAKHILE SECONDARY SCHOOL	33	32	32	100
16	WEM SCHOOL - ACCORNHOEK	26	26	26	100
17	BEN MATLOSHE HIGH SCHOOL	20	20	20	100
18	SERISHA SECONDARY SCHOOL	19	18	18	100
19	MIDDELBURG MUSLIM SCHOOL	16	16	16	100
20	MPHUMELOMUHLE SECONDARY SCHOOL	16	16	16	100
21	MOGOBOSHENG SECONDARY SCHOOL	13	13	13	100
22	HALEMELA SECONDARY SCHOOL	13	13	13	100
23	GEORGE HOFMEYER HIGH SCHOOL	6	6	6	100
24	LAEVELD AKADEMIE	2	2	2	100

Best Municipality: Emakhazi (87%)

No	Municipality	Entered 2012	Wrote 2012	Achieved 2012	Pass % 2012	Total Entered 2013	Total Wrote 2013	Total Achieved 2013	Pass % 2013	Total Entered 2014	Total Wrote 2014	Total Achieved 2014	Pass % 2014	Total Entered 2015	Total Wrote 2015	Total Achieved 2015	Pass % 2015	Variance 2015-2014
1	Emakhazeni	455	454	328	72.2	573	564	402	71.3	310	307	263	85.7	524	515	448	87.0	1.3
2	Steve Tshwete	1757	1739	1460	84.0	2079	2042	1726	84.5	1911	1881	1611	85.6	2239	2210	1907	86.3	0.6
3	Thabachweu	1024	973	692	71.1	1043	1023	775	75.8	834	824	668	81.1	875	868	744	85.7	4.6
4	Nkomazi	6119	5984	4637	77.5	6160	6047	5177	85.6	5744	5648	4860	86.0	7099	7014	6010	85.7	-0.4
5	Victor Khanye	591	583	447	76.7	583	572	474	82.9	648	631	471	74.6	649	630	538	85.4	10.8
6	Emalahleni	2894	2842	2045	72.0	2787	2745	2284	83.2	2405	2380	1950	81.9	2629	2595	2195	84.6	2.7
7	Lekwa	821	811	625	77.1	864	855	671	78.5	668	658	557	84.7	891	878	725	82.6	-2.1
8	Mbombela	8213	7975	5668	71.1	8168	7927	6428	81.1	7668	7441	5989	80.5	8639	8456	6809	80.5	0.0
9	Dr. JS Moroka	2939	2899	2048	70.6	3637	3595	2662	74.0	2977	2948	2176	73.8	3717	3688	2949	80.0	6.1
10	Chief Albert Luthuli	3495	3381	2405	71.1	3775	3674	2916	79.4	3494	3406	2728	80.1	4177	4078	3242	79.5	-0.6
11	Thembisile Hani	3187	3111	2164	69.6	3967	3900	2847	73.0	3036	3013	2324	77.1	4293	4243	3299	77.8	0.6
12	Bushbuckridge	10471	10258	6330	61.7	10322	10034	7191	71.7	9063	8929	6823	76.4	10664	10473	7956	76.0	-0.4
13	Govan Mbeki	2441	2395	1537	64.2	2275	2227	1718	77.1	2186	2153	1643	76.3	2878	2815	2093	74.4	-2.0
14	Umgjindi	628	621	477	76.8	617	612	474	77.5	725	703	475	67.6	753	733	530	72.3	4.7
15	Msukaligwa	1348	1318	934	70.9	1446	1434	1088	75.9	1396	1370	1104	80.6	1692	1654	1180	71.3	-9.2
16	Mkhondo	1414	1360	929	68.3	1529	1488	1097	73.7	1553	1521	1078	70.9	2202	2131	1425	66.9	-4.0
17	Pixley Ka Isaka Seme	995	976	640	65.6	1094	1080	736	68.1	1044	1032	703	68.1	1532	1508	916	60.7	-7.4
18	Dipaleseng	228	226	150	66.4	236	234	170	72.6	238	236	192	81.4	492	491	263	53.6	-27.8

Candidates Wrote & Passed: 2009 – 2015

	YEAR	Total Wrote	PERCENTAGE OF THOSE PASSED									
			WITH BACHELORS		WITH DIPLOMA		WITH HIGHER CERTIFICATE		Pass with NSC		Total Achieved	
			No.	%	No.	%	No.	%	No.	%	No.	%
MPUMALANGA PROVINCE	2009	53 978	6 556	12.1	10 165	18.8	9 107	16.9	26	0.05	25 854	47.9
	2010	51 695	8 147	15.8	11 955	23.1	9 176	17.8	104	0.2	29 382	56.8
	2011	48 135	8 866	18.4	13 195	27.4	9072	18.8	54	0.11	31 187	64.8
	2012	47 889	9 495	19.8	14 277	29.8	9 633	20.1	99	0.2	33 504	70
	2013	50053	12954	25.9	16366	32.7	9491	19	25	0.05	38836	77.6
	2014	45081	11229	24.9	15898	35.3	8423	18.7	65	0.1	35615	79
	2015	54980	13497	24.5	18675	34.0	11046	20.1	11	0.02	43229	78.63
NATIONAL DBE	2009	552 073	109 697	34.67	131 035	40.11	93 356	25.22	630	0.19	334 718	60.6
	2010	537 543	126 371	23.5	146 224	27.2	91 947	17.1	677	0.1	364 513	67.8
	2011	496 090	120 767	24.3	141 584	28.5	85 296	17.2	470	0.09	348 117	70.2
	2012	511 145	136 041	26.6	152 876	29.9	88 604	17.3	296	0.06	377 817	73.9
	2013	562 112	171 755	30.6	173 292	30.8	94 556	16.8	176	0.0	439 779	78.2
	2014	532860	150752	28.3	166689	31.3	86022	16.1	411	0.1	403874	75.8
	2015	644 536	166 263	25.8	183 720	28.5	105 770	16.4	72	0.0	455 825	70.7

Districts Pass Percentages: 2010 – 2014

YEAR	Wrote 2011	Passed 2011	Pass % 2011	Wrote 2012	Passed 2012	Pass % 2012	Wrote 2013	Passed 2013	Pass % 2013	Wrote 2014	Passed 2014	Pass % 2014	Wrote 2015	Passed 2015	Pass % 2015
Districts															
Bohlabela	11915	6274	52.7	10258	6330	62.5	11057	7966	72	9753	7491	76.8	11341	8700	76.71
Ehlanzeni	13938	10047	72.1	14580	10782	74	14586	12079	82.8	13792	11324	82.1	16203	13349	82.39
Gert Sibande	10703	7005	65.4	10451	7208	69	10992	8396	76.4	10376	8005	77.1	13555	9844	72.62
Nkangala	11579	7861	67.9	11628	8492	73	13418	10395	77.5	11160	8795	78.8	13881	11336	81.67
Prov. Av	48135	31187	64.8	46917	32807	70	50053	38836	77.6	45081	35615	79.0	54980	43229	78.63

“This decline presents an awakening call for us to instill a sense of urgency and not to be complacent in our quest to deliver quality education in the province.

It is a clarion call to every stakeholder to put more effort on the paddle until the province achieves the results that have been envisioned in the National Development Plan.”


Top Ten Learners



Jeewa, S
Middelburg Muslim School



Harrylal Keshav Lala,AR
Steelcrest High School



Mahlangu, SD
Shobiyana Secondary School




Black, ML
Hoërskool Lydenburg



Mkhathswa, NY
Njejeza Secondary



Pretorius, JJ
Hoërskool Piet Retief



Mokwena, NS
Middelburg Muslim School



Choonara, L
Steelcrest High School



Jadwat, H
Ligbron Academy of Technology



Kapere, DF
Highveld Secondary

Circuit Breakdown

Bohlabela Circuit Results

		Pass % 2010	Wrote 2011	Pass 2011	Pass % 2011	Wrote 2012	Achieved 2012	Pass % 2012	Wrote 2013	Achieved 2013	Pass % 2013	Wrote 2014	Achieved 2014	Achieved % 2014	Wrote 2015	Achieved 2015	Archived % 2015	Variance 2015-14
Circuit Name		Pass % 2010	Wrote 2011	Pass 2011	Pass % 2011	Wrote 2012	Achieved 2012	Pass % 2012	Wrote 2013	Achieved 2013	Pass % 2013	Wrote 2014	Achieved 2014	Achieved % 2014	Wrote 2015	Achieved 2015	Archived % 2015	Variance 2015-14
MASHISHING		81.5	361	291	80.6	356	292	82.0	380	308	81.1	309	294	95.1	359	325	90.5	-4.6
MARITE		23.5	603	176	29.2	432	204	47.2	329	224	68.1	293	215	73.4	308	277	89.9	16.6
AGINCOURT		36.3	680	285	41.9	615	392	63.7	537	389	72.4	479	357	74.5	625	535	85.6	11.1
SABIE		65.0	624	389	62.3	617	400	64.8	643	467	72.6	515	374	72.6	509	419	82.3	9.7
MANYELETI		42.5	997	638	64.0	993	799	80.5	1128	953	84.5	1153	1038	90.0	1155	946	81.9	-8.1
COTTONDALE		26.3	875	355	40.6	789	482	61.1	733	490	66.8	561	394	70.2	620	502	81.0	10.7
THULAMAHASHE		49.8	1132	694	61.3	1123	753	67.1	1098	830	75.6	1037	788	76.0	1322	1055	79.8	3.8
DWARSLOOP		35.4	768	456	59.4	759	497	65.5	699	568	81.3	794	666	83.9	907	718	79.2	-4.7
MKHUHLU		49.0	1155	610	52.8	984	593	60.3	942	666	70.7	874	713	81.6	1034	801	77.5	-4.1
XIMHUNGWE		48.3	1124	637	56.7	998	621	62.2	924	649	70.2	632	527	83.4	904	693	76.7	-6.7
SHATALE		48.9	669	330	49.3	591	343	58.0	670	378	56.4	623	446	71.6	703	508	72.3	0.7
GREENVALLEY		38.4	810	439	54.2	749	429	57.3	841	629	74.8	768	523	68.1	799	575	72.0	3.9
LEHUKWE		27.1	643	248	38.6	513	246	48.0	432	289	66.9	408	278	68.1	465	329	70.8	2.6
CASTEEL		50.7	373	239	64.1	541	309	57.1	502	338	67.3	339	284	83.8	547	379	69.3	-14.5
ARTHURSEAT		34.0	580	236	40.7	644	344	53.4	634	367	57.9	527	313	59.4	490	321	66.7	7.3
MAVILJAN		45.2	521	251	48.2	527	318	60.3	565	414	73.3	441	281	63.7	594	311	52.4	-11.4

Ehlanzeni Circuit Results

	Pass % 2010	Wrote 2011	Pass 2011	Pass % 2011	Wrote 2012	Achieved 2012	Pass % 2012	Wrote 2013	Achieved 2013	Pass % 2013	Wrote 2014	Achieved 2014	Achieved % 2014	Wrote 2015	Achieved 2015	Archived % 2015	Variance 2015-14
Circuit Name	Pass % 2010	Wrote 2011	Pass 2011	Pass % 2011	Wrote 2012	Achieved 2012	Pass % 2012	Wrote 2013	Achieved 2013	Pass % 2013	Wrote 2014	Achieved 2014	Achieved % 2014	Wrote 2015	Achieved 2015	Archived % 2015	Variance 2015-14
KHULANGWANE	67.3	992	791	79.7	1139	975	85.6	1216	1058	87.0	1087	970	89.2	1114	1034	92.8	3.6
MBOMBELA	89.4	1366	1205	88.2	1316	1149	87.3	1323	1196	90.4	1305	1145	87.7	1272	1177	92.5	4.8
MALALANE	83.5	1312	1138	86.7	1354	1113	82.2	1583	1346	85.0	1387	1135	81.8	1370	1245	90.9	9.0
NKOMAZI WEST	71.1	1276	826	64.7	1219	873	71.6	1144	1035	90.5	1092	988	90.5	1597	1398	87.5	-2.9
WHITE RIVER	64.8	1346	987	73.3	1413	1045	74.0	1371	1140	83.2	1136	911	80.2	1049	915	87.2	7.0
WHITE HAZY 2											512	432	84.4	729	607	83.3	-1.1
NKOMAZI EAST	67.2	1072	816	76.1	1117	857	76.7	987	894	90.6	1065	980	92.0	1587	1304	82.2	-9.9
NKULULEKO	46.5	536	354	66.0	575	428	74.4	514	414	80.5	543	439	80.8	638	518	81.2	0.3
INSIKAZI	56.3	1248	731	58.6	1174	767	65.3	1160	966	83.3	1096	923	84.2	1396	1113	79.7	-4.5
SIKHULILE	50.3	802	482	60.1	749	484	64.6	830	608	73.3	782	631	80.7	863	675	78.2	-2.5
WHITE HAZY 1											795	593	74.6	1003	772	77.0	2.4
LUBOMBO	70.2	1012	746	73.7	1155	819	70.9	1117	844	75.6	1017	787	77.4	1297	991	76.4	-1.0
UMJINDI	69.4	494	370	74.9	621	477	76.8	612	474	77.5	703	475	67.6	733	530	72.3	4.7
MGWENYA	59.9	1134	805	71.0	1264	866	68.5	1304	1029	78.9	1272	915	71.9	1555	1070	68.8	-3.1

Gert Sibande Circuit Results

No	Circuit Name	Wrote 2011	Pass 2011	Pass % 2011	Wrote 2012	Pass 2012	Pass % 2012	Wrote 2013	Pass 2013	Pass % 2013	Wrote 2014	Pass 2014	Pass % 2014	Wrote 2015	Pass 2015	Pass % 2015	Variance 2015-14
1	LEKWA WEST	674	477	70.8	660	537	81.4	726	579	79.8	552	498	90.2	623	566	90.85	0.6
2	DUNDONALD	509	374	73.5	544	358	65.8	589	432	73.3	489	402	82.2	573	496	86.56	4.4
3	CAROLINA	213	150	70.4	242	186	76.9	205	175	85.4	218	194	89.0	321	270	84.11	-4.9
4	MPULUZI	1082	718	66.4	1074	756	70.4	1216	962	79.1	1108	856	77.3	1231	976	79.29	2.0
5	BADPLAAS	700	502	71.7	589	426	72.3	676	562	83.1	539	461	85.5	816	643	78.80	-6.7
6	HIGHVELD RIDGE WEST	877	622	70.9	962	557	57.9	842	640	76.0	686	551	80.3	946	739	78.12	-2.2
7	MASHISHILA	956	686	71.8	932	679	72.9	988	785	79.5	1052	815	77.5	1137	857	75.37	-2.1
8	BETHAL	476	354	74.4	552	351	63.6	506	421	83.2	548	393	71.7	718	535	74.51	2.8
9	AMSTERDAM	217	148	68.2	168	147	87.5	259	236	91.1	282	239	84.8	487	357	73.31	-11.4
10	MSUKALIGWA 1	661	569	86.1	765	544	71.1	814	638	78.4	727	589	81.0	919	660	71.82	-9.2
11	HIGHVELD RIDGE EAST	899	632	70.3	881	629	71.4	879	657	74.7	919	699	76.1	1151	819	71.16	-4.9
12	BREYTEN	311	210	67.5	318	234	73.6	391	286	73.1	389	331	85.1	493	346	70.18	-14.9
13	MKHONDO	1101	574	52.1	1158	768	66.3	1206	847	70.2	1223	823	67.3	1500	1034	68.93	1.6
14	MSUKALIGWA 2	273	143	52.4	235	156	66.4	229	164	71.6	254	184	72.4	303	199	65.68	-6.8
15	LEKWA EAST	136	99	72.8	151	88	58.3	129	92	71.3	106	59	55.7	151	99	65.56	9.9
16	WAKKERSTROOM	714	324	45.4	538	333	61.9	564	376	66.7	551	418	75.9	988	579	58.60	-17.3
17	VOLKSRUST	573	282	49.2	456	309	67.8	539	374	69.4	497	301	60.6	707	406	57.43	-3.1
18	DIPALESENG	331	141	42.6	226	150	66.4	234	170	72.6	236	192	81.4	491	263	53.56	-27.8

Nkangala Circuit Results

Circuit Name	Pass % 2010	Wrote 2011	Pass 2011	Pass % 2011	Wrote 2012	Achieved 2012	Pass % 2012	Wrote 2013	Achieved 2013	Pass % 2013	Wrote 2014	Achieved 2014	Achieved % 2014	Wrote 2015	Achieved 2015	Archived % 2015	Variance 2015-14
STEVE TSHWETE 3	66.9	350	255	72.9	327	265	81.0	387	327	84.5	338	312	92.3	399	369	92.48	0.2
KWAGGAFONTEIN EAST	45.7	440	346	78.6	474	325	68.6	561	445	79.3	483	369	76.4	596	542	90.94	14.5
EMALAHLENI 1	55.3	915	675	73.8	1052	782	74.3	963	846	87.9	901	768	85.2	990	889	89.80	4.6
WELTEVREDE	59.1	663	357	53.8	484	379	78.3	684	518	75.7	396	307	75.9	618	540	87.38	11.5
EMAKHAZENI	78.3	397	297	74.8	454	328	72.2	564	402	71.3	307	263	85.7	501	436	87.03	1.4
STEVE TSHWETE 1	72.6	1117	855	76.5	999	866	86.7	1121	948	84.6	1077	913	84.8	1170	1016	86.84	2.1
VICTOR KHANYE	76.2	543	382	70.3	583	447	76.7	572	474	82.9	631	471	74.6	630	538	85.40	10.8
MMAMETLHAKE	65.2	338	239	70.7	389	257	66.1	486	389	80.0	416	335	80.5	440	374	85.00	4.5
EMALAHLENI 3	69.8	764	622	81.4	810	614	75.8	789	665	84.3	669	564	84.3	702	582	82.91	-1.4
KWAMHLANGA SW	64.2	628	434	69.1	638	469	73.5	792	619	78.2	580	480	82.8	753	624	82.87	0.1
STEVE TSHWETE 2	53.6	471	331	70.3	413	329	79.7	534	451	84.5	466	386	82.8	655	534	81.53	-1.3
EMALAHLENI 2	53.9	774	563	72.7	980	649	66.2	993	773	77.8	810	618	76.3	903	724	80.18	3.9
TWEEFONTEIN SOUTH	53.0	564	328	58.2	596	346	58.1	526	327	62.2	480	349	72.7	547	428	78.24	5.5
SIYABUSWA	48.1	955	488	51.1	800	514	64.3	815	576	70.7	751	556	74.0	975	762	78.15	4.1
MARAPYANE	51.3	445	228	51.2	415	283	68.2	520	395	76.0	503	320	63.6	532	415	78.01	14.4
NOKANENG	53.0	377	226	59.9	365	259	71.0	486	299	61.5	335	236	70.4	356	275	77.25	6.8
LIBANGENI	55.1	513	356	69.4	446	356	79.8	604	485	80.3	547	422	77.1	739	558	75.51	-1.6
KWAMHLANGA NE	61.4	492	319	64.8	542	402	74.2	795	589	74.1	511	410	80.2	953	703	73.77	-6.5
KWAGGAFONTEIN WEST	45.1	477	277	58.1	447	287	64.2	574	381	66.4	453	345	76.2	658	481	73.10	-3.1
TWEEFONTEIN NORTH	62.9	356	283	79.5	414	335	80.9	652	486	74.5	506	371	73.3	764	546	71.47	-1.9

IMPERIAL™ TOYOTA

Your Lifestyle Dealer

Tel: 013 753 4800

Nelspruit

official sponsor of the Overall Best Learner



2013



Bhavika Mistry

2014



Madri Wiid

2015



Sumaiya Jeewa

“As a mother, I am more fascinated that for the past three years in succession the overall best learners were girls and I wish to take this time to appreciate this government for ensuring that the place of women is Not in the kitchen.

This talks volumes about the extent to which our education system has transformed. It is yielding positive results.

In this context, we must continue to rally behind every effort that seeks to fight the abuse of women and children because they too were made in the image of God.

I wish that we must on an ongoing basis encourage the girl child to appreciate that they too have a right of existence on this planet.” MEC Reginah Mhaule

Girls are showing the way

Zyapasa Igirls

Boarding Schools

Schools infrastructure development remains a very important element of our school delivery priorities. The Mpumalanga Department of Education is of the view that school infrastructure is pivotal to the improvement and sustenance of learner attainment.

The restoration of the culture of learning in all our communities forms part of the mandate of improving the lives of all our people. It is in that context that the Mpumalanga Provincial Government has resolved to provide greater access to education for those communities who are vulnerable and marginalised.

Through the leadership of the Honourable Premier, Mr. DD Mabuza, the provincial government has delivered four state of the art boarding schools. i.e. Shongwe, Izimbali, Ezakheni and Emakhazeni.

A fifth boarding school; Steve Tshwete which is conceptualised as a school of excellence is set to be officially opened in the 2016 school year.

The rationale of the establishment of the boarding schools is to provide quality education to learners from the farming communities who were enrolled in multi graded schools, orphaned children and learners from poor backgrounds.

These learners are afforded specialised subject educators which is much more conducive to learner attainment as opposed to the multi graded system.

The boarding facility also provides these learners with ample time to focus on their studies and provides them with a safe haven that cushions them from destructive thoughts and deeds that may distract them from their studies.

In addition to that, they no longer have to think about what would be on the table for the day as they are offered three nutritious meals per day which is good for their mind and body.

These learners have now been spared the walk of long distances to reach the nearest school. Great strides have also been taken in ensuring that these schools have computer centres, school halls and are conducive to take care of learners' educational needs.

This is in line with our constitutional mandate of ensuring that everyone has access to quality education.

The Mpumalanga Department of Education has also made a lot of progress in addressing mud and uninhabitable.

Izimbali Boarding School



Izimbali Combined School in Amsterdam, about 35km north of Piet Retief. The school is also a maths, science and technology academy. The building of the Amsterdam Boarding School started towards the end of the 2012 academic year and it constitutes of: 24 Classrooms; science laboratory; library; Computer Centre; 40 toilets; state of the art administration block; four sets of boys dormitories; four sets of girls dormitories; a fence; water and electricity.



This school caters for learners from the following Primary Schools: Broadholm; Idalia; Nongena, Samlee, Thokomala, Westoe, Zandspruit, Riverbend and Lithole Primary School.



Shongwe Boarding School



Shongwe Boarding School started operating in 2012 with 14 Educators, 6 administration staff, 8 Kitchen staff, 1 driver and 1 school nurse. The Boarding school has 1 Admin block, 2 storerooms, 1 sick room, 18 Classrooms, 22 toilets, a computer centre, Science laboratory, a library, Maths centre, 3 Hostels, a multipurpose hall and Laundry facilities.



WHEN THE SUN RISES WE WORK HARD TO DELIVER

Ezakheni Boarding School



The school has 1009 learners from grades R to 12, 37 educators most of whom were from the schools which were closed to give rise to the boarding school, three administration staff, and 47 hostel staff and well constituted school governing body. The construction of the school stated in 2011 and became operational in January 2012. The project value of this school was R 189 million.



The Emakhazeni Boarding School is now a complete fully-fledged school. The infrastructure comprises of 24 Classrooms, integrated walkways, Administration Block, 35 Toilets, Computer Center, Library Block, Science Laboratory, Guard House and Refuse Area, Kitchen, Dining Hall, Water, Sewer, Electrical Bulk-infrastructure, Fencing, Paving, Parking Facilities, Sports Facilities x 3 including Toilets and Change Rooms Facilities, Land Scarping, Ramps and Rails, Grade R, Boys and Girls Sleeping Units Boarding House x 8



WHEN THE SUN RISES WE WORK HARD TO DELIVER

Maths, Science and Technology Academy



The sharing of good practice among educators, learners and schools has received a huge boost in the province with the establishment of the Mpumalanga Mathematics, Science and Technology Academy based in Emalahleni.

The main aim for the establishment of the Academy is to increase the number of learners taking and passing Mathematics and Science from Grade 10 to 12.

The academy has under its wing one secondary school in each of the four districts (Bohlabela, Ehlanzeni, Gert Sibande and Nkangala) that enrolls Maths, Science and Technology learners only, from grade 8-12 that are established as Sub-Hubs to the rest of the schools within the particular district.

The management of teaching and learning i.e. learning programmes, lesson plans, assessment, moderation and examination are administered at the four (4) sub-hubs which report directly to the

Academy on progress made in terms of recruitment of learners with a good pass in mathematics and science amongst others.

The task of the academy through the sub-hubs is to provide an environment for innovation and change in mathematics, science, and technology education through action research and use of technology for teaching and learning by educators and learners. The sub-hubs will also model good practice for mass production of high quality MST matriculants.

Maths and Science lessons to learners are delivered through the smart board interactive system installed in the 100 Maths, Science and Technology Academy schools in the province. The interactive smart board comes to life during lessons when learners from 06 different schools are connected and able to interact with the teacher simultaneously.

KwaNdebele Science School in Siyabuswa is a beacon of hope for most schools in the Nkangala District as it has been selected as the Sub-Hub for the roll out of the Mathematics, Science and Technology Academy programme in the district.

This school is ranked as one of the best when it comes to producing learners that perform excellently in the Maths and Science arena in all grades.

KwaNdebele Science School is equipped with a Smart Interactive Board, 2 laptops and an overhead projector which they use during lessons.


Mr. Lekoba Mbogwane teaches Physical Science in grades 10 to 12 with a minimum of 60 learners per grade. He prides himself in the kind of work that his learners are able to produce and how the introduction of the Maths, Science and Technology Academy has allowed for the school to maximally use the latest technology in the form of the Interactive Board to deliver lessons in a smart and appealing manner to learners.

One learner benefiting from the use of technology in the delivery of lessons is Dumisani Masoga, a Grade 12 learner at Sobantu Secondary School also in Siyabuswa.

He expressed that the rate at which the world is changing does not scare him as he is able to apply what he learns on a daily basis to his everyday life.

‘I use Maths and Science to solve real life problems such as understanding why the world is changing so much, it is because of innovations that respective scientists come up with. This is what I want to become a great scientist and be remembered forever like Albert Einstein’.

Sobantu Secondary School is one of the schools that is in the same cluster of schools with KwaNdebele Science School as a Sub Hub.



Special Schools



In caring for learners with special educational needs, the Mpumalanga Department of Education has made provision and access to special schools spread throughout the province. These special schools cater for learners who are no longer coping in the main stream of education to receive vocational education.

The Department advises school principals and educators to identify learners who experience barriers to learning as early as possible to be placed in Special Schools.

To meet the criteria for placement a learner must have repeated a grade at least once and is (in the majority of the cases) going to repeat for a second time, the chronological age of the learner is 1 to 2 years above the rest of the learners in the class and the cognitive functioning of the learner is below average

The school principal has the responsibility to refer such a learner per form MED 3 (Referral of learners with specialised educational needs) to the Regional Office for Inclusive Education.

Once a learner has been recommended for placement in special education the relevant documentation (MED 1, MED 2 and MED3) must be forwarded to Head Office.

The Mpumalanga Department of Education currently has 26 inclusive support classes functioning in the Province and learners are placed in these classes according to the criteria as mentioned above. They follow an adapted curriculum and in the year of turning 13, they are admitted at a special school for mildly mentally challenged learners.

With regards to Special Schools, learners are admitted at the age of 13. The course covers 5 years with the effect that they receive a certificate at the age of 18. Half of the school day is spent on academic work on the other 50% on technical/vocational/practical training in the different centres.

There are 11 special schools in Mpumalanga who make provision for learners with multiple disabilities. These disabilities or special needs include: Severely mentally challenged, Epileptic, Cerebral palsied, and Physical disabled, Hard of hearing, partially sighted, Blind, Deaf and Autistic.



Learners placed in these schools must wherever possible be assessed by personnel from the Inclusive sub-directorate of the Regional Offices or private professionals which include, psychologists, occupational therapists, speech therapists, medical practitioners as well as other professionals.

These learners are exempted from compulsory school attendance before placement in a special school takes place. Parents need to give consent through form MED 4.



Vision

Advancing Excellence in Education Provision

Mission

The Mpumalanga Department of Education commits to work with its stakeholders to promote effective teaching and learning through good governance, effective management and leadership.

Corporate Values

- *Accountability*
- *Consultation,*
- *Integrity,*
- *Innovation*
- *Transformation,*

WHEN THE SUN RISES

WE WORK HARD TO DELIVER